

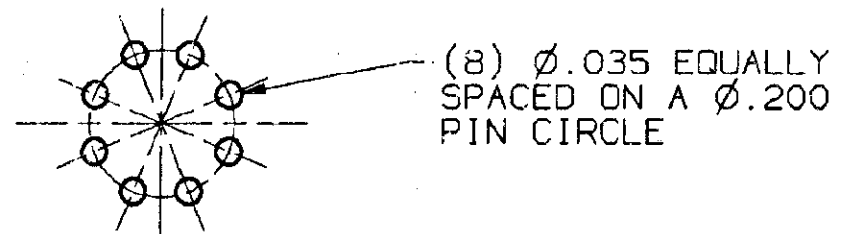
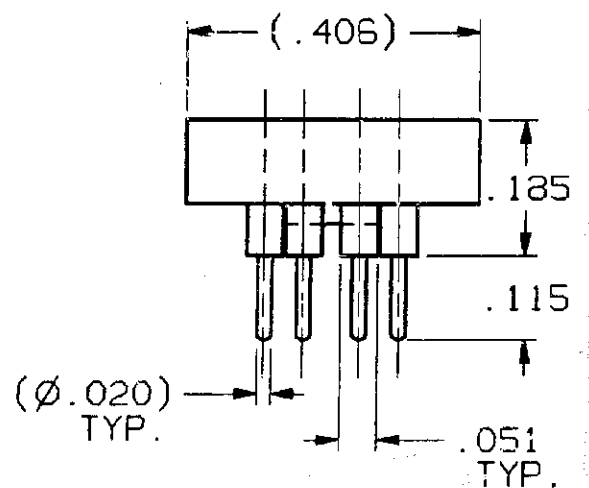
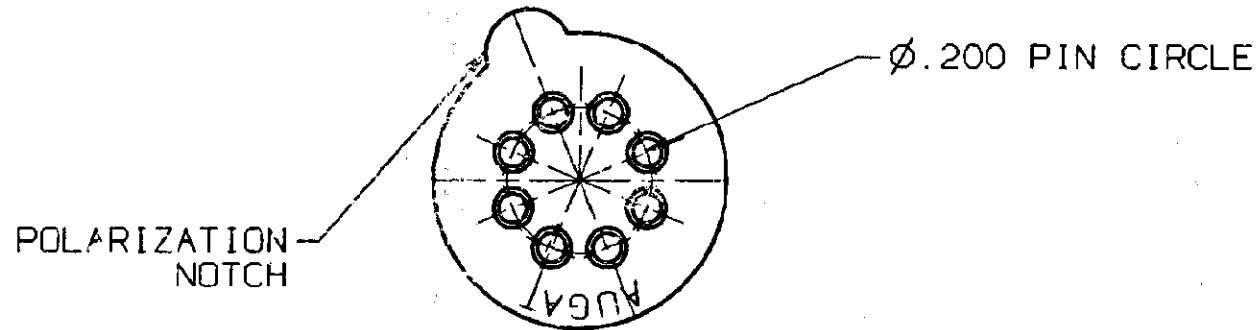
4

3

2

1

CONVERSION CHART	
INCH	MM
.002	0.05
.010	0.25
.016	0.40
.020	0.51
.020	0.51
.035	0.88
.051	1.30
.115	2.92
.185	4.70
.200	5.08
.406	10.31



RECOMMENDED HOLE LAYOUT  
TOLERANCE: ±.002  
UNLESS OTHERWISE NOTED

**SPECIFICATIONS:**

**MATERIALS:**  
INSULATOR: POLYAMIDE (COLOR: GREEN)  
SLEEVE: COPPER ALLOY, #G5: GOLD OVER NICKEL PLATE.  
#G6: TIN OVER NICKEL PLATE.  
CONTACT: COPPER ALLOY, GOLD OVER NICKEL PLATE.

**ELECTRICAL:**  
CONTACT RESISTANCE: 20 MILLIOHMS MAX.  
CONTACT RATING: 3 AMPS.  
DIELECTRIC WITHSTANDING VOLTAGE: 600 VOLTS.

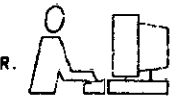
**MECHANICAL:**  
OPERATIONAL TEMPERATURE: -67°F TO +257°F  
(-55°C TO +125°C)  
WITHDRAWAL FORCE: 14.1g MIN.

**NOTES:**

1. INTERPRET DRAWING PER ASME Y14.5M-1994.
2. ASSEMBLY WILL ACCEPT Ø.016/.020 LEADS.

**OUTLINE DRAWING**  
SPECIFICATIONS ARE SUBJECT TO CHANGES WITHOUT NOTICE

THIS IS A C.A.D. GENERATED DRAWING.  
DO NOT MAKE MANUAL REVISIONS TO MASTER.



REV	0
REVISIONS	INITIAL RELEASE SR #A6572 W. 8/9/95 PP.D.: RJS 8-24-95

<p>THIRD ANGLE PROJECTION</p>	UNLESS OTHERWISE SPECIFIED DIMENSIONS ARE IN INCHES DO NOT SCALE PRINT*		ORIGINAL DATE OF DRAWING: 8/9/95
	TOLERANCES (EXCEPT AS NOTED) ANGULAR = ±1° DECIMAL .XX = ± DECIMAL .XXX = ±.010 DECIMAL .XXXX = ±	FILE NAME: 80592G5L	DIRECTORY: ASSY/8000ASSY
<p>AUGAT CONFIDENTIAL</p> <p>This document contains information which is the exclusive property of Augat Inc. Distribution, reproduction or use by others is not permitted without the expressed written consent of Augat</p>	MATERIAL: SEE SPECIFICATIONS		CHECKED: _____ DATE: _____
	FINISH: SEE SPECIFICATIONS		APPROVED: <i>RJS</i> DATE: 8-24-95
		CODE IDENT. NO. 91506	DWG. SIZE B

<p><b>AUGAT</b> INC. 452 JOHN DIETSCH BLVD. ATTLEBORO FALLS, MASS. 02763</p>	
TITLE: <b>OUTLINE DRAWING</b> SOCKET 8 PIN PRINTED CIRCUIT	
DWG. NO. 8059-2G5 8059-2G6	REV. 0
PRODUCT CODE: 022	