LOADING PATTERN MATING SIDE

	01				05				10				15				20				25
f	0	0	0	0	0	0	0	0	0	0	0	0	0	0	0	0	0	0	0	0	0
e	5	5	5	5	5	5	5	5	5	5	5	5	5	5	5	5	5	5	5	5	5
d	5	5	5	5	5	5	5	5	5	5	5	5	5	5	5	5	5	5	5	5	5
c	5	5	5	5	5	5	5	5	5	5	5	5	5	5	5	5	5	5	5	5	5
b	5	5	5	5	5	5	5	5	5	5	5	5	5	5	5	5	5	5	5	5	5
a	5	5	5	5	5	5	5	5	5	5	5	5	5	4	5	5	5	5	5	5	5
z	0	0	0	0	0	0	0	0	0	0	0	0	0	0	0	0	0	0	0	0	0

POS

LOADED CONNECTOR ASSEMBLY
(FOR EXAMPLE)

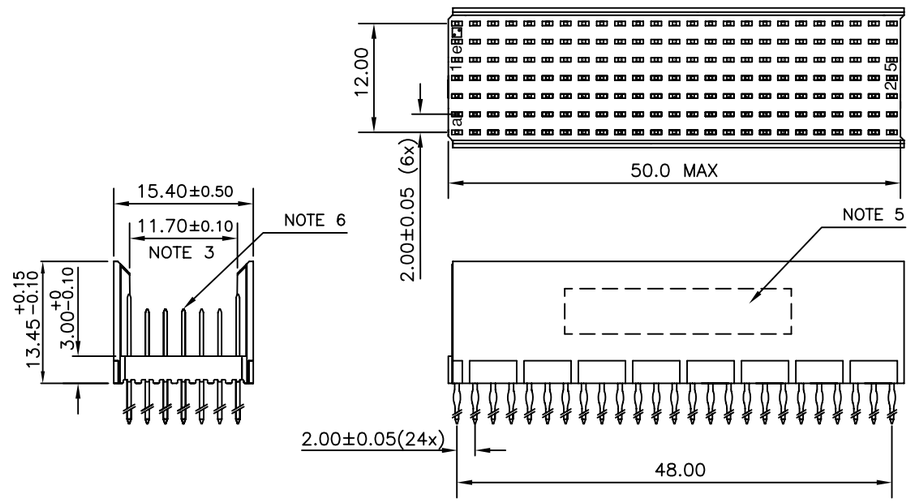

CONTACT OVERVIEW

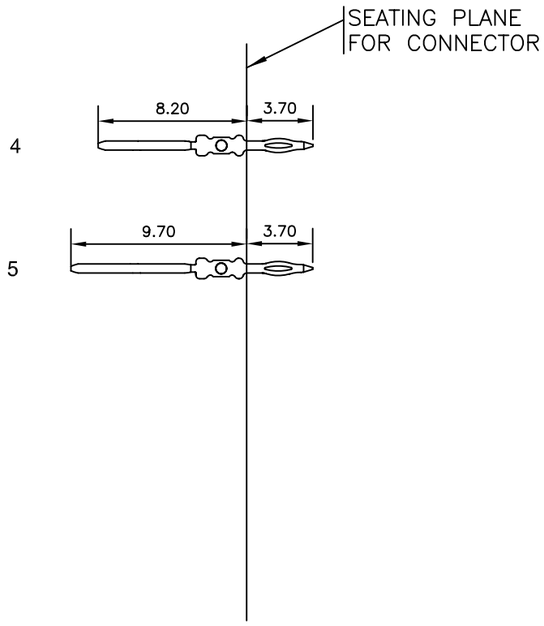

LAY-OUT P.C.B.-HOLE

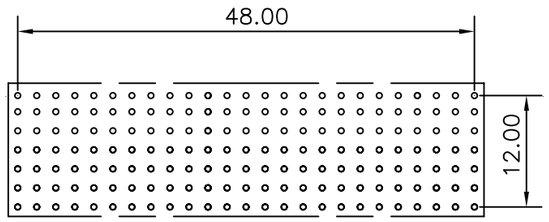

LEAD FREE INDICATOR : LF = LEAD FREE
(DIGIT 15 & 16)

HM2P08PDN3K0--

PLATING CODE (DIGIT 13 AND 14)
(REF DRW NO. BS,C , 201844 , 003)

NOTES

1. THIS PRODUCT IS CSA APPROVED.
2. THIS PRODUCT IS UL RECOGNIZED.
3. MEASURED AT THE BOTTOM.
4. MATERIAL CONTACT: PHOSPHORBRONZE
   HOUSING: CREAM WHITE GLASS FILLED POLYESTER UL-94V0
5. CONNECTOR PRINTED WITH P/N AND DATE CODE.
6. FOR ACTUAL CONTACT LOADINGS, SEE LOADING PATTERN MATING SIDE.
7. SHAPE OF CONNECTOR HOUSING CAN ALTER DEPENDING ON PRODUCTION LOCATION
8. THE PRODUCT (LF) MEETS EUROPEAN UNION DIRECTIVES AND OTHER COUNTRY REGULATIONS AS DESCRIBED IN GS-22-008
9. FOR RECOMMENDED PTH DIMENSIONS REFER DRAWING : BS, A , 201572 , 001

CATALOG NO: HM2P08PDN3K0---

mat'l. code SEE NOTE 4				surface ISO 1302		tolerance ISO 406 ISO 1101		projection	product family MILLIPACS
ltr	ecn no	dr	date	tolerances unless otherwise specified					title
A	I10-0218	GT	2010-11-11	angles	linear	.0±0.2		MM	MPACS 5+2R STR HDR PF CONN TYPE B
						.00±0.1			
				0°±1°				scale –	
				dr	GEORGE THOMAS	2010-11-11			dwg no BS, C ,203028, 933 — sheet 1 of 1 — size A3
				engr	ALEX BABU	2010-11-11			
				chr	ALEX BABU	2010-11-11			
				appd	ALEX BABU	2010-11-11			type Product Customer Drawing
sheet index	revision	A							
	sheet	1							

form: A3

FCIconnect.com
Copyright FCI

PDM: Rev:A STATUS:Released Printed: Dec 21, 2010