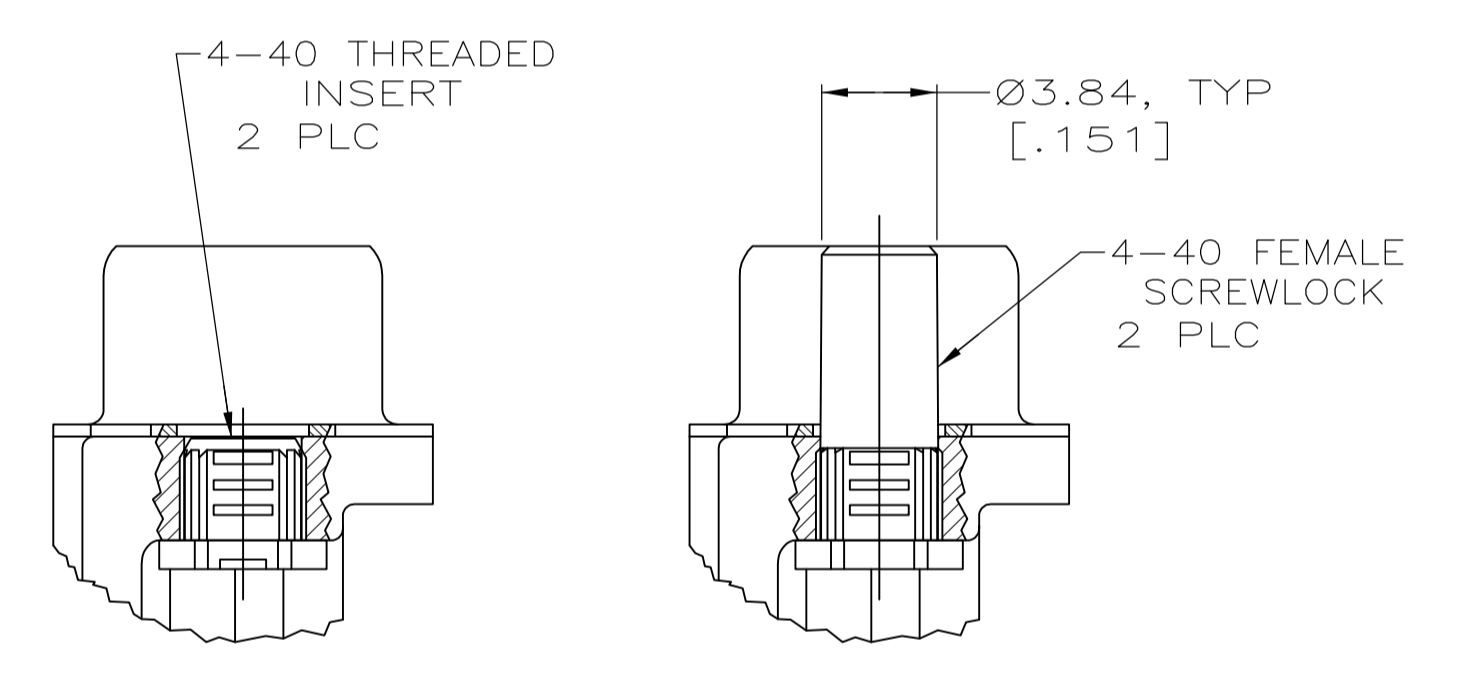
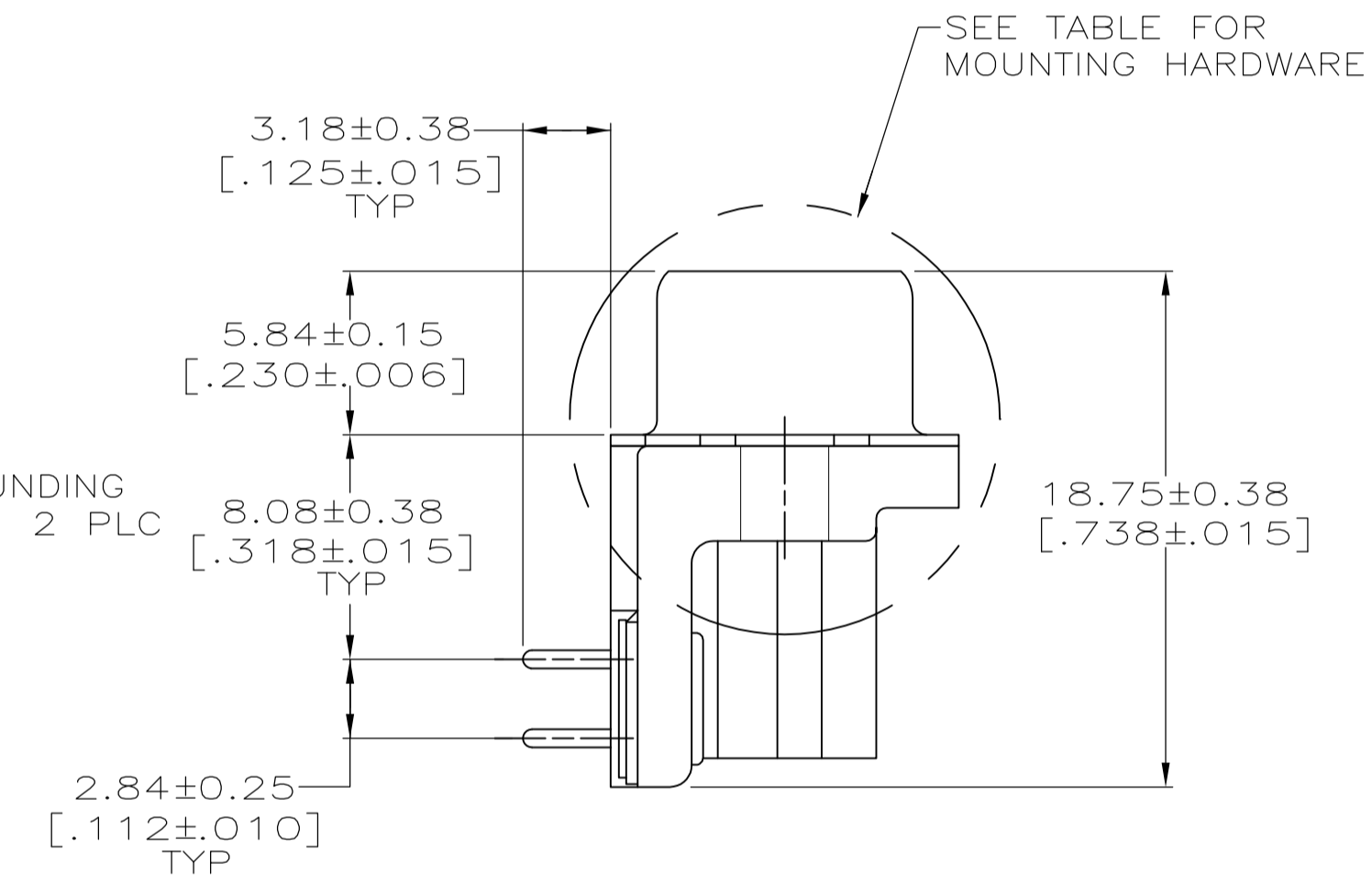
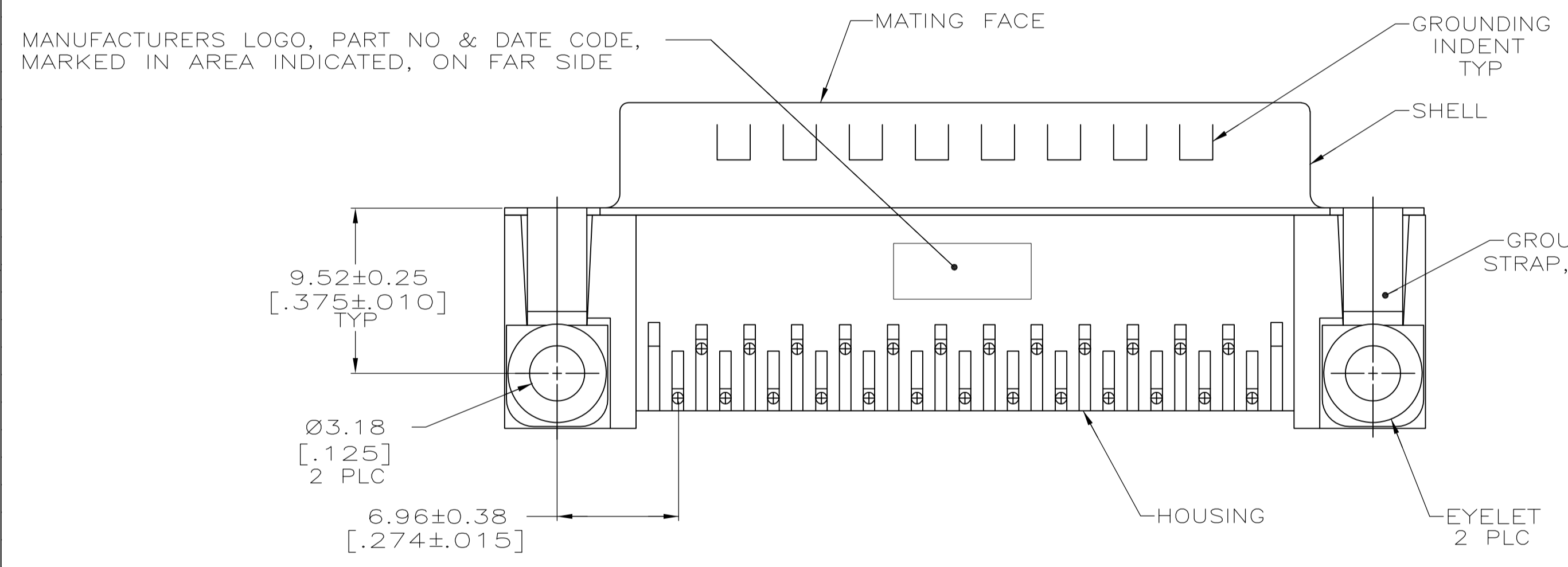
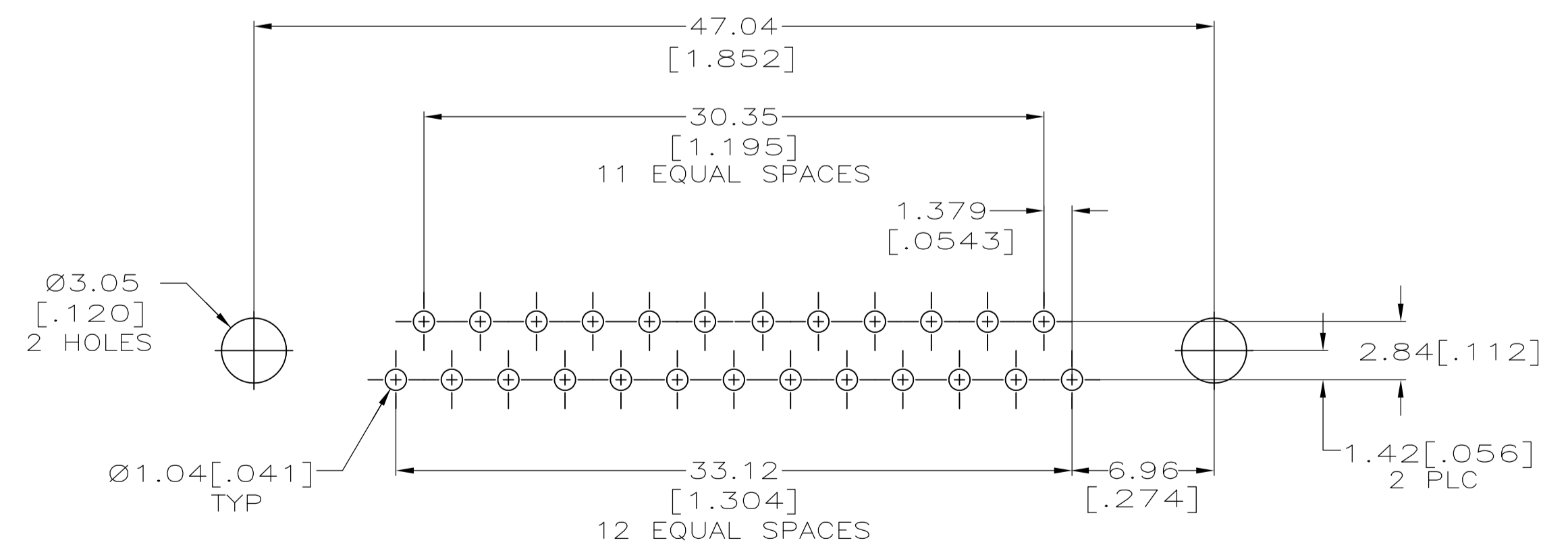


- 1 HOUSING: NYLON OR POLYESTER, FLAME RETARDANT, UL 94V-0 RATED, GLASS FILLED, BLACK.
CONTACTS: BRASS
SHELL: CARBON STEEL
EYELETS: BRASS
SCREWLOCKS AND INSERTS: ZINC
- 2 SHELL: 2.54µm [.000100] MIN TIN OVER 1.27µm [.000050] MIN COPPER.
CONTACTS: SEE TABLE
EYELETS: 2.54µm [.000100] MIN TIN OVER COPPER FLASH.
SCREWLOCKS & INSERTS: CLEAR CHROMATE
- 3 GOLD FLASH ON THE MATING SURFACES, 2.54µm (.000100) MIN TIN PLATE ON THE SOLDER END, 1.27µm (.000050) MIN NICKEL UNDERPLATE ON THE ENTIRE CONTACT.
- 4 0.76µm (.000030) MIN GOLD PLATE ON THE MATING SURFACES, 2.54µm (.000100) MIN TIN PLATE ON THE SOLDER END, 1.27µm (.000050) MIN NICKEL UNDERPLATE ON THE ENTIRE CONTACT
-OR-
GOLD FLASH OVER PALLADIUM-NICKEL PLATE, 0.76µm (.000030) MIN TOTAL ON THE MATING SURFACES, 2.54µm (.000100) MIN TIN PLATE ON THE SOLDER END, 1.27µm (.000050) MIN NICKEL UNDERPLATE ON THE ENTIRE CONTACT.



DETAIL D DETAIL E



RECOMMENDED P.C. BOARD MOUNTING DIMENSIONS

SEE DETAIL E	△	5747238-6
SEE DETAIL D	△	5747238-4
-	△	5747238-3
-	△	5747238-2
OBSOLETE	△	5747238-1
MOUNTING HARDWARE	CONTACT FINISH	PART NUMBER

THIS DRAWING IS A CONTROLLED DOCUMENT. DIMENSIONING AND TOLERANCING PER ASME Y14.5M-2009		DIN A FERNANDEZ-DOCKS 04-12-05 C/K S. BOLASH 04-12-05	TE Connectivity	
DIMENSIONS: mm [INCHES]	TOLERANCES UNLESS OTHERWISE SPECIFIED:	APVD M. WALMSLEY 04-12-05	NAME	PLUG ASSEMBLY, SIZE 3, 25 POSITION, RIGHT ANGLE, FRONT METAL SHELL, .318 SERIES, AMPLIMITE HD-20
0 PLC ± -	1 PLC ± -	PRODUCT SPEC	108-40025	
2 PLC ± -	3 PLC ± 0.13(.005)	APPLICATION SPEC	114-40010	
4 PLC ± -	ANGLES ± 2°	SIZE	A1	RESTRICTED TO
MATERIAL	FINISH	WEIGHT	000779	5747238
1	2	CUSTOMER DRAWING	SCALE 4:1	SHEET 1 OF 1 REV D