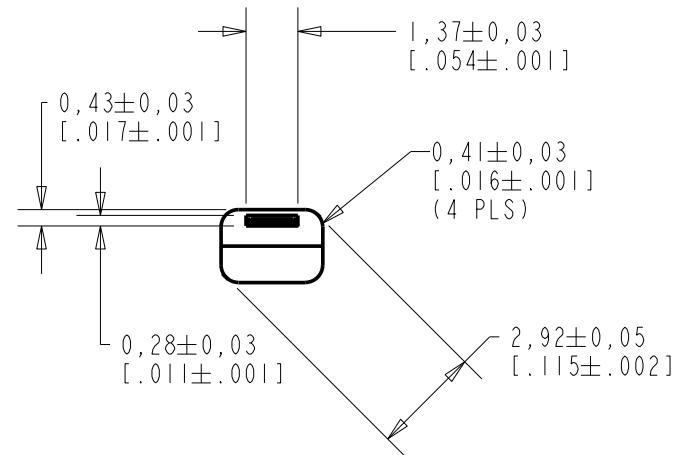
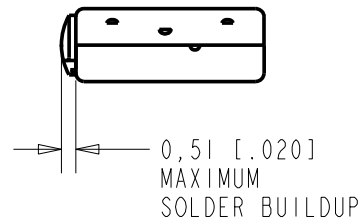
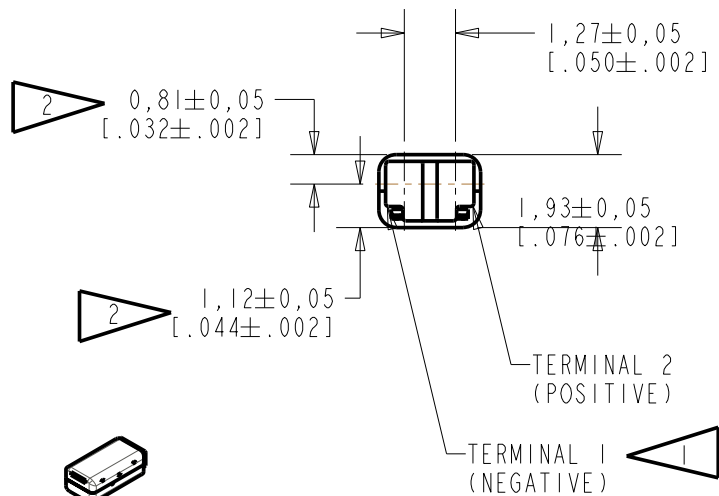
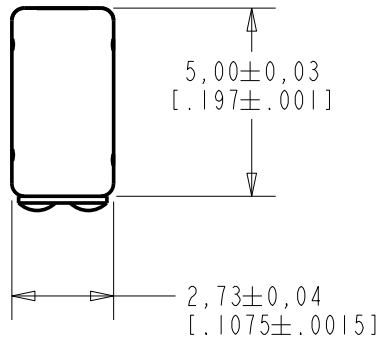


WBFK-23990-000

SHT 1.1

NOTES:

- 1 A POSITIVE GOING VOLTAGE AT TERMINAL 2, RELATIVE TO TERMINAL 1, CAUSES A DECREASE IN PRESSURE AT THE SOUND OUTLET.
- 2 LOCATED FROM TWO SURFACES FOR CUSTOMER CONVENIENCE. ONLY APPLICABLE FROM ONE SURFACE, NOT TO BE USED TOGETHER.



SCALE 2:1

DIMENSIONS IN MILLIMETERS [INCHES]

Revision	C.O. #	Implementation Date	RELEASE LEVEL	REVISION
E	C10108259P	12-31-08	Active	E
D	C10105003	10-18-06		

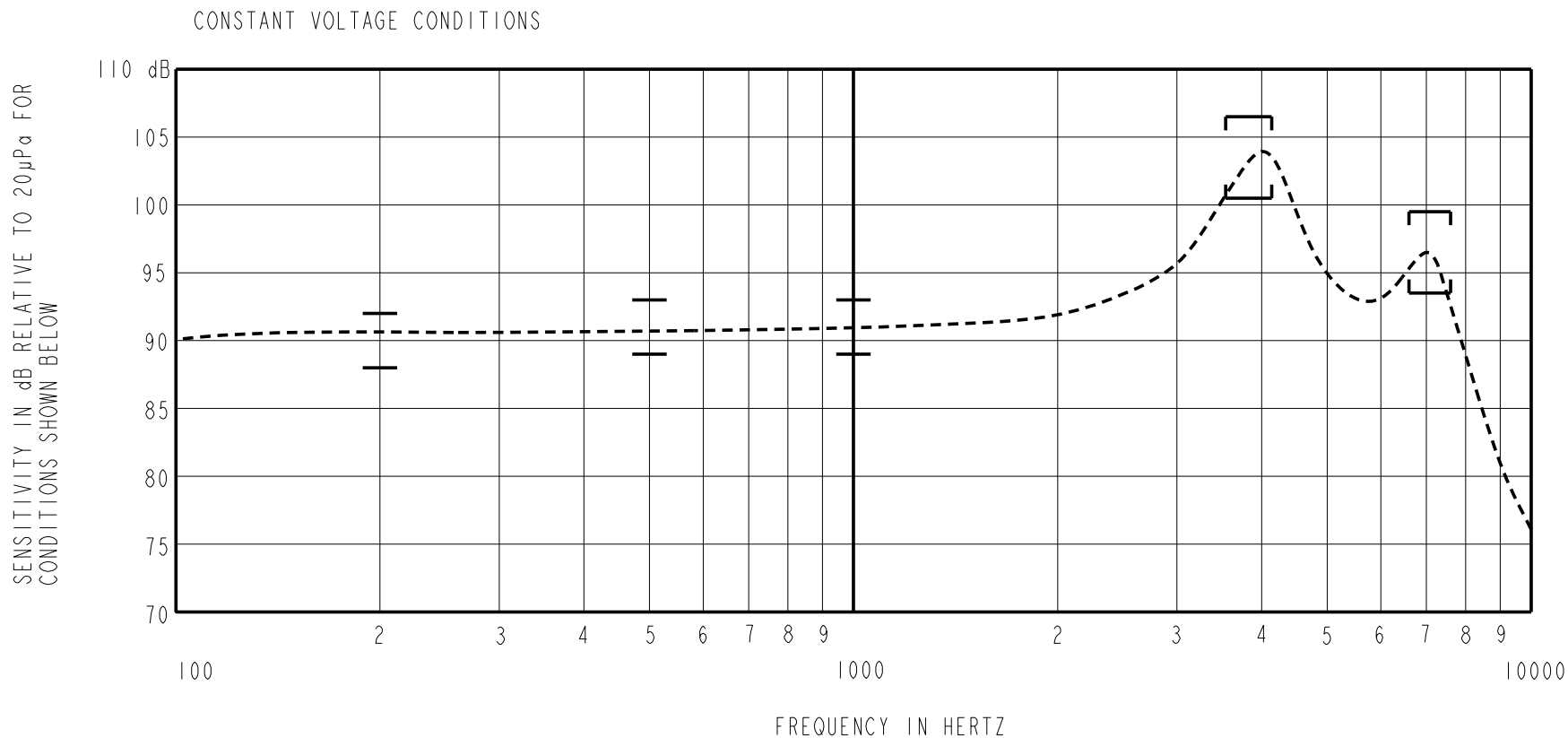
SCALE: 5:1		DR. BY	DATE
DO NOT SCALE DRAWING		CRG	2-9-06
TITLE: RECEIVER		CK. BY	DATE
WBFK-23990-000		GJP	2-9-06
OUTLINE DRAWING		APP. BY	DATE
SHT 1.1		GJP	2-9-06

KNOWLES ELECTRONICS
ITASCA, ILLINOIS U.S.A.

AN UNDAMPED AND TUBELESS MAGNETIC BALANCED ARMATURE RECEIVER
 INTENDED FOR USE AS THE HIGH FREQUENCY DRIVER IN A HIFI SYSTEM.
 NOTE: SPECIFICATIONS FOLLOWED BY AN ASTERISK (*) ARE 100% TESTED.

NO DAMPING

WBFK-23990-000
 SHEET 2.1



ACOUSTICAL

SENSITIVITY*
 DEVICE WILL PRODUCE THE SPL LISTED BELOW UNDER TEST CONDITION IN TABLE 3.
 NOMINAL SENSITIVITY AT 1kHz IS dB RELATIVE TO 20 µPa. ALL OTHER VALUES
 IN dB RELATIVE TO THE SENSITIVITY AT 1kHz.

FREQUENCY (Hz)	MINIMUM	NOMINAL	MAXIMUM
200	-3.0	-1.0	+1.0
500	-2.0	0.0	+2.0
1000	-2.0	91.0	+2.0
3540-4140	+9.5	+12.5	+15.5
6600-7600	+2.5	+5.5	+8.5

TABLE 1

TOTAL HARMONIC DISTORTION*
 DEVICE WILL NOT EXCEED TOTAL HARMONIC DISTORTION LEVELS LISTED BELOW.

FREQUENCY (Hz)	AC DRIVE (V rms)	DC BIAS (V)	LIMIT (%)
1280	0.188	0	5
1920	0.188	0	5
1920	0.530	0	10

TABLE 2

TEST CONDITIONS

NOMINAL SOURCE VOLTAGE	0.188 V rms, 0 mA DC BIAS
SOURCE IMPEDANCE	<1 Ohm
TUBING	10mm [.394"] LONG, 1mm [.039"] I.D.
COUPLER CAVITY	2 CM ³ , SIMULATED ANSI S3.7 TYPE HA-3 (IEC 126)

TABLE 3

ELECTRICAL

DC RESISTANCE	50 Ohms ± 10%*
IMPEDANCE @ 500 Hz	53 Ohms ± 15%*
IMPEDANCE @ 1kHz	57 Ohms ± 15%*

TABLE 4

ISOLATION: CASE WILL BE ELECTRICALLY ISOLATED FROM THE COIL CIRCUIT.

MECHANICAL

PORT LOCATION: 12N
 SOLDER TYPE: SAC305
 TEMPERATURE
 OPERATING: SENSITIVITY WILL NOT VARY MORE
 THAN +1 / -3 dB FROM -17°C TO 63°C.
 STORAGE: -40°C TO 63°C.

Revision	C.O. #	Implementation Date	RELEASE LEVEL	REVISION
E	C10108259P	12-31-08	Active	E
D	C10105003	10-18-06		

KNOWLES ELECTRONICS
 ITASCA, ILLINOIS U.S.A.

WHEN TEST LIMITS ARE USED TO ESTABLISH INCOMING INSPECTION ACCEPTANCE/REJECTION
 CRITERIA, CORRELATION OF TEST EQUIPMENT WITH KNOWLES IS ALSO REQUIRED FOR
 ELIMINATION OF EQUIPMENT AND TEST METHOD VARIATION

TITLE: **RECEIVER**
 PERFORMANCE SPECIFICATION

WBFK-23990-000
 SHT 2.1

DR. BY	DATE
CRG	2-9-06
CK. BY	DATE
GJP	2-9-06
APP. BY	DATE
GJP	2-9-06