

NOTES:

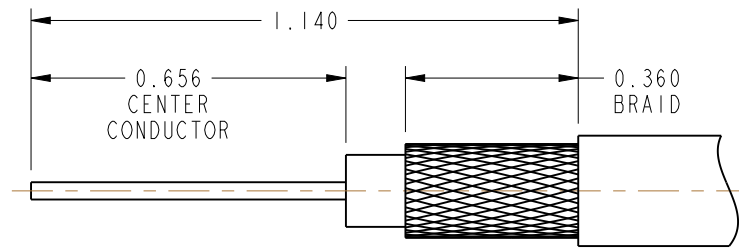
1. MATERIALS AND FINISHES:  
BODY, COUPLING NUT & FERRULE - BRASS, NICKEL PLATING
2. MECHANICAL:  
A. DURABILITY: 500 CYCLES MIN.  
B. TEMPERATURE RANGE: -65°C TO +165°C
3. PACKAGING:  
A. QUANTITY: SINGLE PACK  
B. MARKING: BAG TO BE MARKED  
"AMPHENOL RF, 83-8SP-1006, AND DATE CODE"
4. CABLE ASSEMBLY INSTRUCTIONS:  
A. TRIM CABLE AS SHOWN.  
B. SLIDE FERRULE ONTO THE CABLE.  
C. INSERT CABLE INTO CONNECTOR.  
D. CRIMP WITH AMPHENOL TOOL 227-944 AND DANIELS DIE SET M22520/5-53 (0.454" HEX).

5. SHOWS CABLE ENTRY DIMENSIONS.

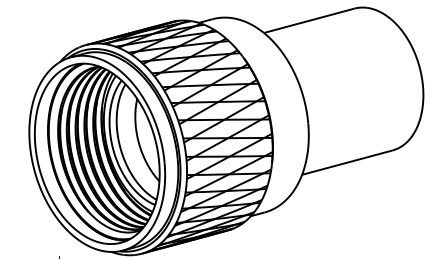
THIRD ANGLE PROJ.

REVISIONS

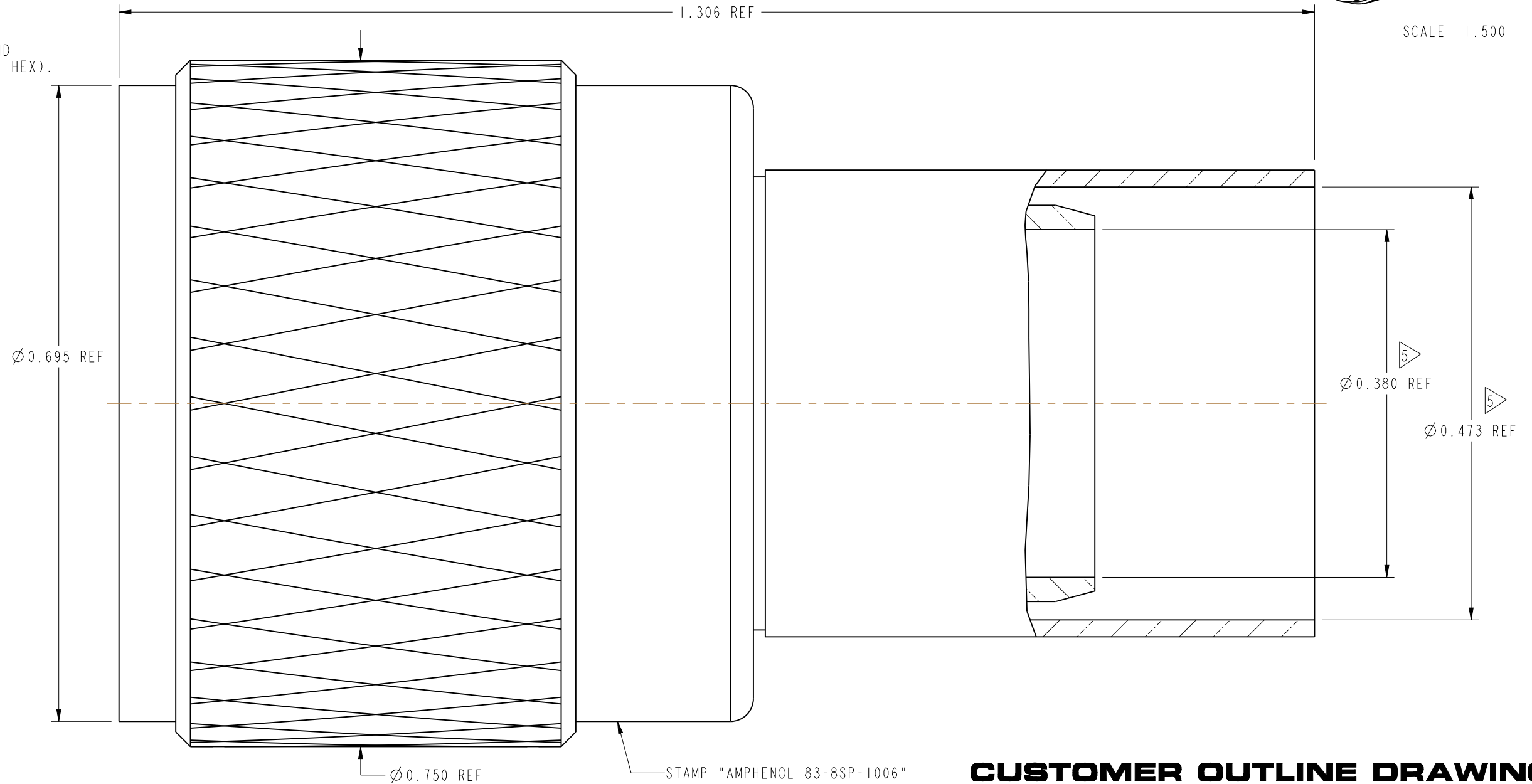
REV	DESCRIPTION	DATE	ECO	APPR
--	RELEASE TO MFG.	--	--	--
B	REDRAWN IN PRO-E & COD ADDED	7/1/15	49810	KR



**RECOMMENDED CABLE STRIPPING DIMENSIONS**



SCALE 1.500



**CUSTOMER OUTLINE DRAWING**

ALL OTHER SHEETS ARE FOR INTERNAL USE ONLY

UNLESS OTHERWISE SPECIFIED, DIMENSIONS ARE IN INCHES AND TOLERANCES ARE:  
2 PLACE DECIMAL 3 PLACE DECIMAL ANGLES  
±.015 (0,381 mm) ±.005 (0,127 mm) ± 1°

NOTICE - These drawings, specifications, or other data (1) are, and remain the property of Amphenol corp. (2) must be returned upon request; and (3) are confidential and not to be disclosed to any person other than those to whom they are given by Amphenol Corp. the furnishing of these drawings, specifications, or other data by Amphenol Corp., or to any other person to anyone for any purpose is not to be regarded by implication or otherwise in any manner licensing, granting rights to permitting such holder or any other person to manufacture, use or sell any product, process or design, patented or otherwise, that may in any way be related to or disclosed by said drawings, specifications, or other data.

MATERIAL SEE NOTES	DRAWN KARTHIK R	DATE 04-Dec-13	TITLE UHF STR PLUG SHV 105714-147 CABLE		Amphenol RF www.amphenolrf.com
REFERENCE EAR # 966655-0 611X-3730	ENGINEER D. ROYCE	DATE 15-Aug-97	DRAWING NO.83-8SP-1006		
CONFIGURATION LEVEL: In Work	APPROVED K. CAPOZZI	DATE 6/30/15	SCALE: 7.6:1.0	SHEET 2 OF 2	ITEM NO.83-8SP-1006
FINISH	CAD FILE	DWG SIZE B	REV B	PART NO.83-8SP-1006	