

Extension module - PSR-SCF- 24UC/URM/2X21 - 2981363

Please be informed that the data shown in this PDF Document is generated from our Online Catalog. Please find the complete data in the user's documentation. Our General Terms of Use for Downloads are valid (<http://download.phoenixcontact.com>)



Universal safety relay with forcibly guided contacts, two PDT contacts, for U_N 24 V AC/DC

Product Features

- ✔ Like all PSR safety relays, equipped with forcibly guided contacts according to EN 50205
- ✔ Single-channel control



Key commercial data

Packing unit	1 1
Weight per Piece (excluding packing)	61.64 GRM
Custom tariff number	85364190
Country of origin	Germany

Technical data

Note:

Utilization restriction	EMC: class A product, see manufacturer's declaration in the download area
-------------------------	---

Dimensions

Width	17.5 mm
Height	75 mm
Depth	60.5 mm

Ambient conditions

Ambient temperature (operation)	-20 °C ... 50 °C
Ambient temperature (storage/transport)	-20 °C ... 70 °C

Input data

Extension module - PSR-SCF- 24UC/URM/2X21 - 2981363

Technical data

Input data

Nominal input voltage U_N	24 V AC/DC
Input voltage range in reference to U_N	0.85 ... 1.1
Typical input current at U_N	30 mA
Typical response time	10 ms
Typical release time	10 ms

Output data

Contact type	2 PDT
Contact material	AgNi
Maximum switching voltage	250 V AC/DC
Minimum switching voltage	15 V AC/DC
Limiting continuous current	5 A (N/O contact) 3.5 A (N/C contact)
Maximum inrush current	6 A
Inrush current, minimum	10 mA
Interrupting rating (ohmic load) max.	144 W (24 V DC, $\tau = 0$ ms) 288 W (48 V DC, $\tau = 0$ ms) 88 W (110 V DC, $\tau = 0$ ms) 110 W (220 V DC, $\tau = 0$ ms) 1500 VA (250 V AC, $\tau = 0$ ms)
Maximum interrupting rating (inductive load)	(on request)
Switching capacity min.	0.24 W
Output fuse	6 A gL/gG NEOZED (N/O contact) 4 A gL/gG NEOZED (N/C contact)

General

Relay type	Electromechanically forcibly guided, dust-proof relay.
Mechanical service life	Approx. 10^7 cycles
Mounting position	Any
Name	Air and creepage distances between the power circuits
Standards/regulations	DIN EN 50178/VDE 0160 EN 50205
Rated surge voltage / insulation	4 kV / Basic isolation, (safe isolation, reinforced insulation and 6 kV between input circuit and enabling current paths.)
Rated insulation voltage	250 V
Pollution degree	2
Surge voltage category	III

Connection data

Extension module - PSR-SCF- 24UC/URM/2X21 - 2981363

Technical data

Connection data

Conductor cross section solid min.	0.2 mm ²
Conductor cross section solid max.	2.5 mm ²
Conductor cross section stranded min.	0.2 mm ²
Conductor cross section stranded max.	2.5 mm ²
Conductor cross section AWG/kcmil min.	24
Conductor cross section AWG/kcmil max	12
Stripping length	7 mm
Screw thread	M3

Classifications

eCl@ss

eCl@ss 4.0	27371102
eCl@ss 4.1	27371102
eCl@ss 5.0	27371901
eCl@ss 5.1	27371901
eCl@ss 6.0	27371819
eCl@ss 7.0	27371819
eCl@ss 8.0	27371819

ETIM

ETIM 2.0	EC001449
ETIM 3.0	EC001449
ETIM 4.0	EC001449
ETIM 5.0	EC001449

UNSPSC

UNSPSC 6.01	30211901
UNSPSC 7.0901	39121501
UNSPSC 11	39121501
UNSPSC 12.01	39121501
UNSPSC 13.2	39121501

Approvals

Approvals

Extension module - PSR-SCF- 24UC/URM/2X21 - 2981363

Approvals



Approvals

UL Listed / GOST / cUL Listed / cULus Listed

Ex Approvals

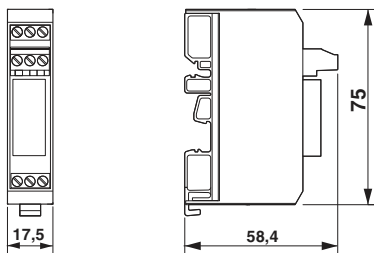
Approvals submitted

Approval details



Drawings

Dimensioned drawing



Circuit diagram

