



ENCAPSULATED TELECOMMUNICATION MODEM COUPLING TRANSFORMER
 COMPATIBLE WITH V.90 TECHNOLOGIES

MODEL NUMBER
TTC-5007

REV. Status
REVISION - 12/10/01 MP
REVISION A CHANGED DIMENSIONS 03/10/04 MP
REVISION B REVISED RETURN LOSS - WAS 200Hz TO 4KHz 03/24/05 MP
REVISION C DEL SAFETY EN60950 ADDED RoHS 04/19/04 MP
REVISION D ADDED "A" CLASS TO MARKING NOTE. REV'D PIN DIMS 05/16/06 MP

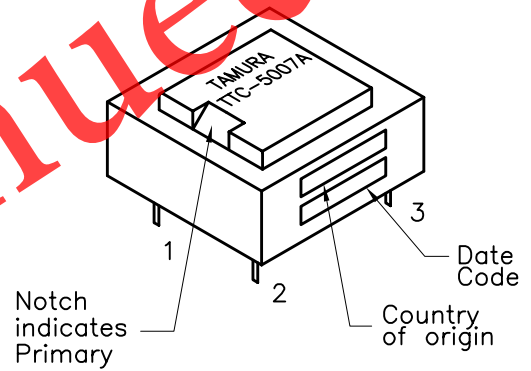
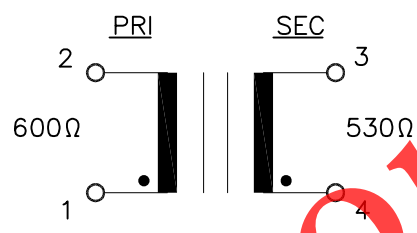
- A. Electrical Specifications (@ 25°C)
- Pri Source Impedance; 600Ω
 - Sec Load Impedance; 530Ω
 - Insertion Loss;
1.0dB MAX @ 1KHz, 0dBm
 - Frequency Response (relative to 1KHz)
±0.25dB @ 200Hz to 4KHz, 0dBm
 - Longitudinal Balance;
60dB MIN @ 200Hz to 1KHz
40dB MIN @ 1KHz to 4KHz
 - Return Loss; 20dB MIN @ 1KHz, 0dBm
 - DC Resistance;
(1-2) = 46Ω ±15%
(3-4) = 45Ω ±15%
 - Turns Ratio; (1-2):(4-3) = 1:1.00±2%
 - Dielectric Strength;
3750Vrms 1 second Pri to Sec
 - Total Harmonic Distortion;
-78dB MAX @ 600Hz, -10dBm (-83dB TYP)



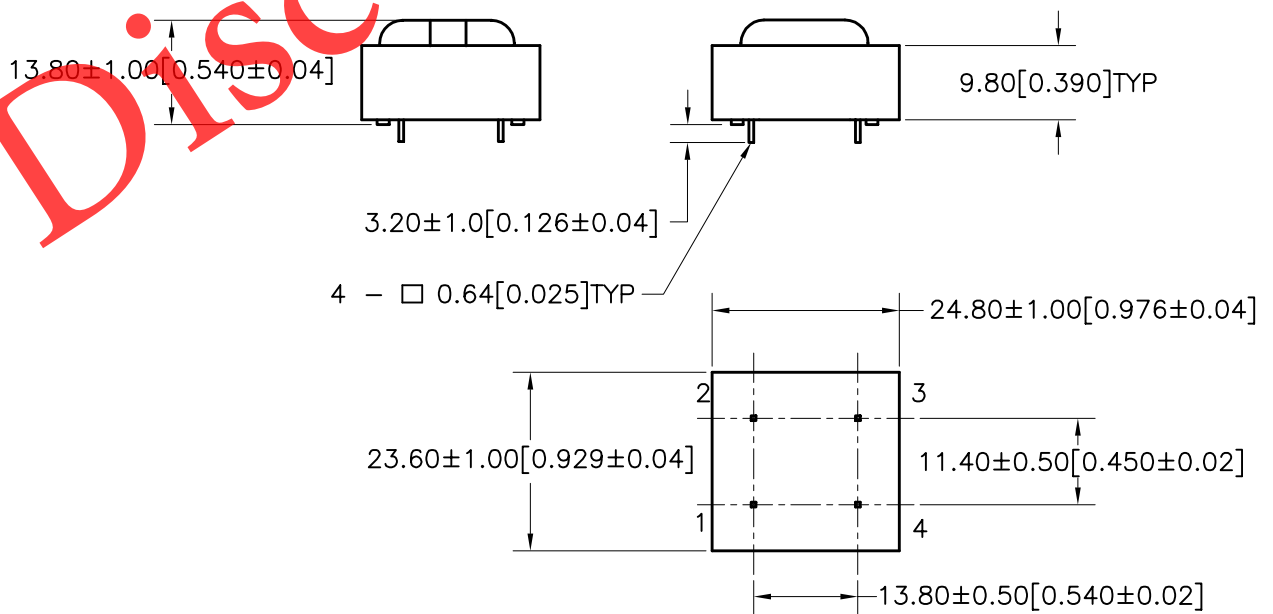
B. Marking; TTC-5007A, TAMURA, date code and country of origin.
 "A" designates UL approved family classification.

C. Safety; UL1950 3rd Edition, UL60950

D. Schematic Diagram;



E. Mechanical Specifications;



PREPARED BY: K. BRENNAN
ENGINEER: M. PITCHAI
QUALITY CONTROL: T. CLEM
APPROVED: Y. SEKIGUCHI

DWG CONTROL NO. P-A1-12726 ACAD\TTC\A1127261.DWG	REV D	MODEM COUPLING TRANSFORMER
TAMURA CORPORATION OF AMERICA 43352 BUSINESS PARK DRIVE, TEMECULA, CA. 92590-6624 (951) 699-1270 FAX 9516769482		

TTC-5007		
MODEL SPECIFICATION		
DIM: mm [In]	SCL: 1/1	SH: 1 OF 1

PROPRIETARY NOTICE: THIS DRAWING PRINT OR DOCUMENT AND SUBJECT MATTER DISCLOSED HEREIN ARE PROPRIETARY ITEMS TO WHICH TAMURA RETAINS THE EXCLUSIVE RIGHT OF DISSEMINATION, REPRODUCTION, MANUFACTURE AND SALE. THIS DRAWING, PRINT OR DOCUMENT IS SUBMITTED IN CONFIDENCE FOR CONSIDERATION BY THE RECIPIENT ALONE UNLESS PERMISSION FOR FURTHER DISCLOSURE IS EXPRESSLY GRANTED IN WRITING.