

CUSTOMER PRINT

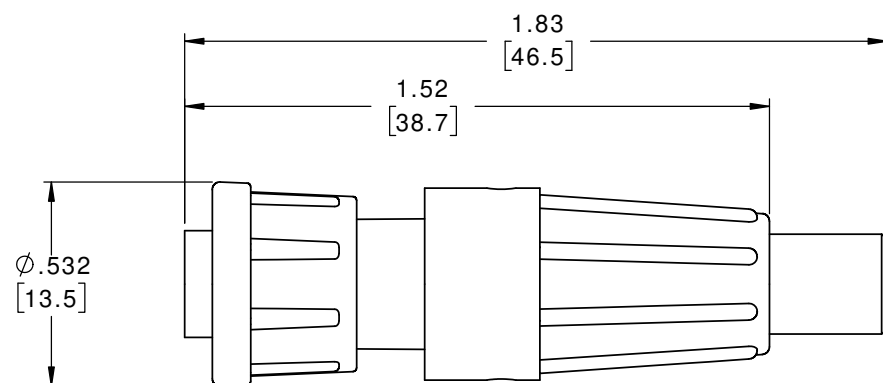
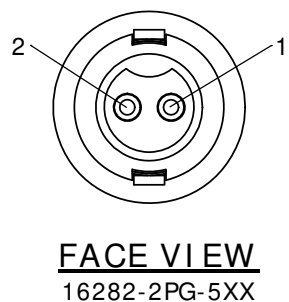
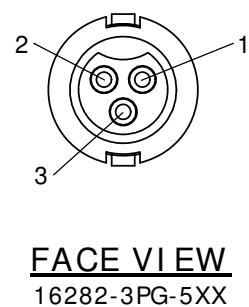
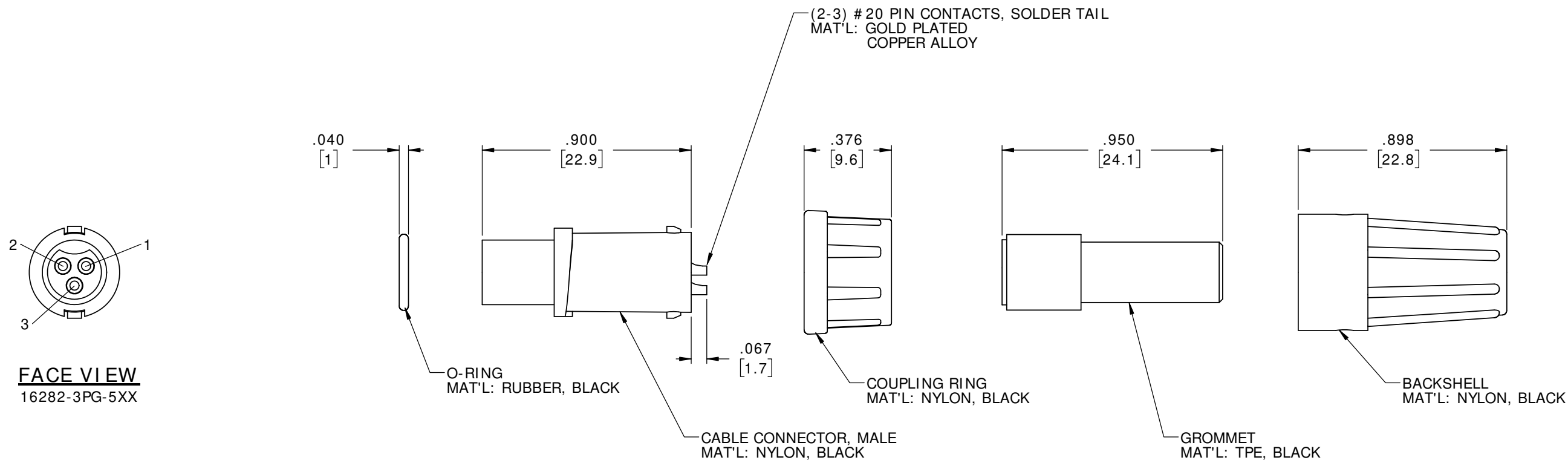
PART NUMBER: 16282-XPG-5XX

ASS'Y P/N	CONTACT QTY
16282-2PG-5XX	2
16282-3PG-5XX	3

ASS'Y P/N	GROMMET SIZE
16282-XPG-518	CABLE O.D. .175-.185 [4.4-4.7]
16282-XPG-521	CABLE O.D. .205-.215 [5.2-5.5]
16282-XPG-522	CABLE O.D. .215-.225 [5.5-5.7]

NOTES:

1. ALL PARTS TO BE BULK PACKED
2. CONTACTS ARE INSERTED INTO CONNECTOR.
3. SEE DRAWING HPMCSTD FOR HOLE PATTERN
4. ALL DIMENSIONS ARE REFERENCE EXCEPT THOSE WITH A TOLERANCE



DIMENSIONS IN BRACKETS [] ARE IN MILLIMETERS

CUSTOMER APPROVAL

THIS DOCUMENT CONTAINS CONFIDENTIAL INFORMATION PROPRIETARY TO CONXALL CORPORATION. ANY REPRODUCTION, DISCLOSURE, OR USE OF THIS DOCUMENT / INFORMATION IS EXPRESSLY PROHIBITED UNLESS AUTHORIZED IN WRITING BY CONXALL CORPORATION.

APPROVED BY: _____

DATE: _____

RoHS COMPLIANT

A	MA	05-01-18	DRAWING CREATED PER DOR 18-E149SL #8	
REV.	INIT.	DATE	DESCRIPTION	
	MA	05-01-18	ORIG. DRAWN BY: _____ DATE: 05-01-18 CHECKED BY: _____ ALL INFORMATION ILLUSTRATED IS THE PROPERTY OF CONXALL CORPORATION. UNAUTHORIZED DUPLICATION OR DISTRIBUTION OF THIS DOCUMENT IS PROHIBITED.	
ALL UNITS ARE IN FEET, INCHES, FRACTION OF INCHES AND DECIMALS.			601 E. WILDWOOD VILLA PARK, IL 60181	
APPROVED BY: _____			TITLE: CONNECTOR KIT (2-3) #20 PIN CONTACTS, SOLDER TAIL MICRO-CON-X STANDARD PRODUCT	
SCALE	SIZE	SHEET	CUSTOMER: STANDARD PRODUCT	
NTS	B	1 OF 1		
FILE:	DIRECTORY:	PART NUMBER:	REV	
16282-XPG-5XX	SLW	16282-XPG-5XX	A	