





| Contents  | Page             |
|---|------------------|
| Hand crimping tools for Han® standard contacts.....             | <b>Han 90.4</b>  |
| Hand crimping tools for fibre optic contacts.....               | <b>Han 90.10</b> |
| Hand crimping tools for Han-Fast® Lock contacts.....            | <b>Han 90.11</b> |
| Hand crimping tools for wire end ferrules.....                  | <b>Han 90.12</b> |
| Hand crimping tools for D-Sub contacts.....                     | <b>Han 90.13</b> |
| Hand crimping tools for coaxial contacts.....                   | <b>Han 90.14</b> |
| Pneumatic crimping tool for Han® standard contacts.....         | <b>Han 90.16</b> |
| Battery crimping cool for Han® standard contacts.....           | <b>Han 90.17</b> |
| Hydraulic crimping tools for Han® TC high current contacts..... | <b>Han 90.18</b> |
| Crimping machine TC-C01.....                                    | <b>Han 90.20</b> |
| Crimping machine TK-M.....                                      | <b>Han 90.22</b> |
| Crimping machine BK.....  | <b>Han 90.24</b> |
| Hydraulic Punch Driver.....                                     | <b>Han 90.26</b> |
| Assembly tools.....   | <b>Han 90.27</b> |
| Removal tools.....  | <b>Han 90.31</b> |
| Stripping tools.....  | <b>Han 90.34</b> |

# Overview Han® crimping tools







Tools

| Crimp contacts Series  | Part number                         |                              |                                |                            | mm <sup>2</sup> | AWG     | Crimping tools |                |                |                |                |                |                | Tools                            |                |
|--|-------------------------------------|------------------------------|--------------------------------|----------------------------|-----------------|---------|----------------|----------------|----------------|----------------|----------------|----------------|----------------|----------------------------------|----------------|
|  | male contact silver plated          | female contact silver plated | male contact gold plated       | female contact gold plated |                 |         | 09 99 000 0888 | 09 99 000 0110 | 09 99 000 0021 | 09 99 000 0001 | 09 99 000 0377 | 09 99 000 0990 | 20 99 000 1035 |                                  |                |
| <b>Han D®</b><br>Signal contacts<br>09 15 000 ....<br>        | 6107                                | 6207                         | 6127                           | 6227                       | 0.14 - 0.37     | 26 - 22 | x              |                |                | x              |                |                |                |                                  | 09 99 000 0012 |
|  | 6104                                | 6204                         | 6124                           | 6224                       |                 |         | x              | x              | x              |                |                | x              |                |                                  |                |
|  | 6103                                | 6203                         | 6123                           | 6223                       | 0.5             | 20      | x              | x              | x              | x              |                | x              |                |                                  |                |
|  | 6105                                | 6205                         | 6125                           | 6225                       | 0.75            | 18      | x              | x              | x              | x              |                | x              |                |                                  |                |
|  | 6102                                | 6202                         | 6122                           | 6222                       | 1.0             | 18      | x              | x              | x              | x              |                | x              |                |                                  |                |
|  | 6101                                | 6201                         | 6121                           | 6221                       | 1.5             | 16      | x              | x              | x              | x              |                | x              |                |                                  |                |
|  | 6106                                | 6206                         | 6126                           | 6226                       | 2.5             | 14      | x              |                |                | x              |                |                |                |                                  |                |
|  |                                     |                              |                                |                            |                 |         |                |                |                |                |                |                |                |                                  |                |
| <b>Han D®</b><br>F.O. contacts<br>20 10 001 ....   | Male contact<br>3211<br>3212 / 3213 |                              | Female contact<br>3221<br>3222 |                            | 1 mm POF        |         |                |                |                |                |                |                | x              |                                  |                |
| <b>Han E®</b><br>Power contacts<br>09 33 000 ....<br>        | 6127                                | 6227                         | 6117                           | 6217                       | 0.14 - 0.37     | 26 - 22 | x              |                |                | x              |                |                |                | 09 99 000 0319                   |                |
|  | 6121                                | 6220                         | 6122                           | 6222                       | 0.5             | 20      | x              | x              | x              | x              |                | x              |                |                                  |                |
|  | 6114                                | 6214                         | 6115                           | 6215                       | 0.75            | 18      | x              | x              | x              | x              |                | x              |                |                                  |                |
|  | 6105                                | 6205                         | 6118                           | 6218                       | 1.0             | 18      | x              | x              | x              | x              |                | x              |                |                                  |                |
|  | 6104                                | 6204                         | 6116                           | 6216                       | 1.5             | 16      | x              | x              | x              | x              |                | x              |                |                                  |                |
|  | 6102                                | 6202                         | 6123                           | 6223                       | 2.5             | 14      | x              | x              | x              | x              |                | x              |                |                                  |                |
|  | 6106                                | 6206                         |                                |                            | 3.0             | 12      | x              | x              |                | x              |                | x              |                |                                  |                |
|  | 6107                                | 6207                         | 6119                           | 6221                       | 4.0             | 12      | x              | x              |                | x              |                | x              |                |                                  |                |
| <b>Han E®</b><br>F.O. contacts<br>20 10 001 ....   | Male contact<br>3311                |                              | Female contact<br>3321         |                            | 1 mm POF        |         |                |                |                |                |                |                | x              |                                  |                |
| <b>Han® C</b><br>Power contacts<br>09 32 000 ....<br>       | 6104                                | 6204                         |                                |                            | 1.5             | 16      | x              | x              |                | x              |                | x              |                | 09 99 000 0305<br>09 99 000 0381 |                |
|  | 6105                                | 6205                         |                                |                            | 2.5             | 14      | x              | x              |                | x              |                | x              |                |                                  |                |
|  | 6107                                | 6207                         |                                |                            | 4.0             | 12      | x              | x              |                | x              |                | x              |                |                                  |                |
|  | 6108                                | 6208                         |                                |                            | 6.0             | 10      |                |                |                |                | x              |                |                |                                  |                |
|  | 6109                                | 6209                         |                                |                            | 10.0            | 8       |                |                |                |                | x              |                |                |                                  |                |
| <b>Han-Yellock®</b><br>Power contacts<br>11 05 000 ....<br> | 6101                                | 6201                         | 6121                           | 6221                       | 0.14 - 0.37     | 26 - 22 | x              |                |                | x              |                |                |                | 09 99 000 0319                   |                |
|  | 6102                                | 6202                         | 6122                           | 6222                       | 0.5             | 20      | x              | x              | x              | x              |                |                |                |                                  |                |
|  | 6103                                | 6203                         | 6123                           | 6223                       | 0.75            | 18      | x              | x              | x              | x              |                |                |                |                                  |                |
|  | 6104                                | 6204                         | 6124                           | 6224                       | 1.0             | 18      | x              | x              | x              | x              |                |                |                |                                  |                |
|  | 6105                                | 6205                         | 6125                           | 6225                       | 1.5             | 16      | x              | x              | x              | x              |                |                |                |                                  |                |
|  | 6106                                | 6206                         | 6126                           | 6226                       | 2.5             | 14      | x              | x              | x              | x              |                |                |                |                                  |                |
|  | 6107                                | 6207                         | 6127                           | 6227                       | 3.0             | 12      | x              | x              |                | x              |                |                |                |                                  |                |
|  | 6108                                | 6208                         | 6128                           | 6228                       | 4.0             | 12      | x              | x              |                | x              |                |                |                |                                  |                |
| <b>Description</b>   |                                     |                              |                                |                            |                 |         |                |                |                |                |                |                |                |                                  |                |
| Locator Han D®   | 09 99 000 0311                      |                              |                                |                            |                 |         |                |                |                | x              |                |                |                |                                  |                |
| Locator Han E®   | 09 99 000 0310                      |                              |                                |                            |                 |         |                |                |                | x              |                |                |                |                                  |                |
| Locator Han® C   | 09 99 000 0308                      |                              |                                |                            |                 |         |                |                |                | x              |                |                |                |                                  |                |
| Locator Han-Yellock®   | 09 99 000 0341                      |                              |                                |                            |                 |         |                | x              |                |                |                |                |                |                                  |                |
|  | 09 99 000 0343                      |                              |                                |                            |                 |         |                |                | x              |                |                |                |                |                                  |                |
|  | 09 99 000 0342                      |                              |                                |                            |                 |         |                |                |                | x              |                |                |                |                                  |                |

# Overview Han® crimping tools



Tools

| Crimp contacts Series  | Part number                |                              |                          |                            | mm <sup>2</sup> | AWG     | Crimping machines |                |                   |                   |                   |                   |                 |                |                |   |
|--|----------------------------|------------------------------|--------------------------|----------------------------|-----------------|---------|-------------------|----------------|-------------------|-------------------|-------------------|-------------------|-----------------|----------------|----------------|---|
|  | male contact silver plated | female contact silver plated | male contact gold plated | female contact gold plated |                 |         | 09 99 000 0314    | 09 99 000 0307 | 09 98 000 6901 1) | 09 98 000 6902 1) | 09 98 000 6903 1) | 09 98 000 6907 1) | 09 98 000 9001  | 09 98 000 9002 | 09 98 000 9003 |   |
| <b>Han D®</b><br>Signal contacts<br>09 15 000 ....<br><br>        | 6107                       | 6207                         | 6127                     | 6227                       | 0.14 - 0.37     | 26 - 22 | x                 |                | x <sup>2)</sup>   |                   |                   |                   | x               |                |                |   |
|  | 6103                       | 6203                         | 6123                     | 6223                       | 0.5             | 20      | x                 |                | x                 |                   |                   |                   | x               |                |                |   |
|  | 6105                       | 6205                         | 6125                     | 6225                       | 0.75            | 18      | x                 |                | x                 |                   |                   |                   | x               |                |                |   |
|  | 6102                       | 6202                         | 6122                     | 6222                       | 1.0             | 18      | x                 |                | x                 |                   |                   |                   | x               |                |                |   |
|  | 6101                       | 6201                         | 6121                     | 6221                       | 1.5             | 16      | x                 |                | x                 |                   |                   |                   | x               |                |                |   |
|  | 6106                       | 6206                         | 6126                     | 6226                       | 2.5             | 14      |                   |                | x                 |                   |                   |                   | x               |                |                |   |
|  |                            |                              |                          |                            |                 |         |                   |                |                   |                   |                   |                   |                 |                |                |   |
| <b>Han E®</b><br>Power contacts<br>09 33 000 ....<br><br>         | 6127                       | 6227                         | 6117                     | 6217                       | 0.14 - 0.37     | 26 - 22 | x                 |                |                   | x <sup>2)</sup>   |                   |                   |                 |                | x              |   |
|  | 6121                       | 6220                         | 6122                     | 6222                       | 0.5             | 20      | x                 |                |                   | x                 |                   |                   |                 |                | x              |   |
|  | 6114                       | 6214                         | 6115                     | 6215                       | 0.75            | 18      | x                 |                |                   | x                 |                   |                   |                 |                | x              |   |
|  | 6105                       | 6205                         | 6118                     | 6218                       | 1.0             | 18      | x                 |                |                   | x                 |                   |                   |                 |                | x              |   |
|  | 6104                       | 6204                         | 6116                     | 6216                       | 1.5             | 16      | x                 |                |                   | x                 |                   |                   |                 |                | x              |   |
|  | 6102                       | 6202                         | 6123                     | 6223                       | 2.5             | 14      | x                 |                |                   | x                 |                   |                   |                 |                | x              |   |
|  | 6106                       | 6206                         |                          |                            | 3.0             | 12      | x                 |                |                   | x                 |                   |                   |                 |                | x              |   |
| 6107   | 6207                       | 6119                         | 6221                     | 4.0                        | 12              | x       |                   |                | x                 |                   |                   |                   |                 | x              |                |   |
| <b>Han-Yellock®</b><br>Power contacts<br>11 05 000 ....<br><br> | 6101                       | 6201                         | 6121                     | 6221                       | 0.14 - 0.37     | 26 - 22 |                   |                |                   |                   |                   |                   | x               |                |                |   |
|  | 6102                       | 6202                         | 6122                     | 6222                       | 0.5             | 20      |                   |                |                   |                   |                   |                   | x               |                |                |   |
|  | 6103                       | 6203                         | 6123                     | 6223                       | 0.75            | 18      |                   |                |                   |                   |                   |                   | x               |                |                |   |
|  | 6104                       | 6204                         | 6124                     | 6224                       | 1.0             | 18      |                   |                |                   |                   |                   |                   | x               |                |                |   |
|  | 6105                       | 6205                         | 6125                     | 6225                       | 1.5             | 16      |                   |                |                   |                   |                   |                   | x               |                |                |   |
|  | 6106                       | 6206                         | 6126                     | 6226                       | 2.5             | 14      |                   |                |                   |                   |                   |                   | x               |                |                |   |
|  | 6107                       | 6207                         | 6127                     | 6227                       | 3.0             | 12      |                   |                |                   |                   |                   |                   | x <sup>3)</sup> |                |                |   |
|  | 6108                       | 6208                         | 6128                     | 6228                       | 4.0             | 12      |                   |                |                   |                   |                   |                   | x <sup>3)</sup> |                |                |   |
| <b>Han® C</b><br>Power contacts<br>09 32 000 ....<br><br>       | 6104                       | 6204                         |                          |                            | 1.5             | 16      | x                 | x              |                   |                   | x                 |                   |                 |                |                | x |
|  | 6105                       | 6205                         |                          |                            | 2.5             | 14      | x                 | x              |                   |                   | x                 |                   |                 |                |                | x |
|  | 6107                       | 6207                         |                          |                            | 4.0             | 12      | x                 | x              |                   |                   | x                 |                   |                 |                |                | x |
|  | 6108                       | 6208                         |                          |                            | 6.0             | 10      |                   | x              |                   |                   | x                 |                   |                 |                |                | x |
|  | 6109                       | 6209                         |                          |                            | 10.0            | 8       |                   | x              |                   |                   |                   |                   |                 |                |                | x |

1) TK-M basic machine 09 98 000 6900 is required  
 2) depending on the wire  
 3) only with modification 09 98 503 6900




Tools

## Details

The high end tool with best performance.




## Details

for wire gauges from 0.14 und 0.25 mm<sup>2</sup> please use the contacts 09 15 000 6107, 6207, 6127 or 6227.

| Identification   | Conductor cross-section (mm <sup>2</sup> ) | Part number    |  |
|--|--|----------------|--|
| Crimping tool,<br>Han D®: 0.14 ... 2.5 mm <sup>2</sup> ,<br>Han E®: 0.14 ... 4 mm <sup>2</sup> ,<br>Han-Yellok®: 0.14 ... 4 mm <sup>2</sup> ,<br>Han® C: 1.5 ... 4 mm <sup>2</sup> ,<br>Pack contents:<br>incl. locator,<br>Handling instruction |  | 09 99 000 0888 |   |
| Check gauge,<br>for crimping tool 09 99 000 0888,<br>for optional testing  |  | 09 99 000 0889 |  |
| Locator,<br>Spare part,<br>for crimping tool 09 99 000 0888  |  | 09 99 000 0887 |  |
| Locator,<br>Han E®,<br>Relay contacts  | 0.14 ... 4                                 | 09 99 000 0978 |  |

## Details

for wire gauges from 0.14 und 0.25 mm<sup>2</sup> please use the contacts 09 15 000 6107, 6207, 6127 or 6227.

| Identification  | Conductor cross-section (mm <sup>2</sup> ) | Part number    |   |
|---|--|----------------|---|
| Crimping tool,<br>Han D®: 0.14 ... 2.5 mm <sup>2</sup> ,<br>Han E®: 0.14 ... 4 mm <sup>2</sup> ,<br>Han- <i>Yellowlock</i> ®: 0.14 ... 4 mm <sup>2</sup> ,<br>Han® C: 1.5 ... 4 mm <sup>2</sup><br>Please order locator separately. | 0.14 ... 4                                 | 09 99 000 0001 |     |
| Locator,<br>Han D®  | 0.14 ... 2.5                               | 09 99 000 0311 |    |
| Locator,<br>Han E®  | 0.14 ... 4                                 | 09 99 000 0310 |   |
| Locator,<br>Han® C  | 1.5 ... 4                                  | 09 99 000 0308 |   |
| Locator,<br>Han E®,<br>Relay contacts   | 0.14 ... 4                                 | 09 99 000 0345 |   |
| Adjustment gauge,<br>for four-indent crimping tools,<br>Han D®,<br>Han E®,<br>Han® C,<br>Han- <i>Yellowlock</i> ®   |  | 09 99 000 0379 |  |

## Details

Robust allrounder with very good performance.

| Identification  | Conductor cross-section (mm <sup>2</sup> ) | Part number    |
|---|--|----------------|
| Crimping tool,<br>Han D®: 0.14 ... 1.5 mm <sup>2</sup> ,<br>Han E®: 0.5 ... 4 mm <sup>2</sup> ,<br>Han- <i>Yellock</i> ®: 0.5 ... 4 mm <sup>2</sup> ,<br>Han® C: 1.5 ... 4 mm <sup>2</sup> ,<br>Pack contents:<br>Locator Han® C,<br>Locator Han E®,<br>Locator Han D®,<br>Please order Han- <i>Yellock</i> ® separately. | 0.14 ... 4                                 | 09 99 000 0110 |
| Locator,<br>Han- <i>Yellock</i> ®   |  | 09 99 000 0341 |
| Locator,<br>Spare part,<br>Han D®,<br>Han E®,<br>Han® C   |  | 09 99 000 0376 |



## Details

The service tool for on-site maintenance.

| Identification  | Conductor cross-section (mm <sup>2</sup> ) | Part number    |      |
|---|--|----------------|------|
| Service crimping tool,<br>Han D®: 0.14 ... 1.5 mm <sup>2</sup> ,<br>Han E®: 0.5 ... 2.5 mm <sup>2</sup> ,<br>Han- <i>Yellock</i> ®: 0.5 ... 2.5 mm <sup>2</sup> ,<br>Pack contents:<br>incl. locator,<br>Please order Han- <i>Yellock</i> ® separately. | 0.14 ... 2.5                               | 09 99 000 0021 | <br> |
| Locator,<br>Han- <i>Yellock</i> ®   |  | 09 99 000 0343 |      |
| Locator,<br>Spare part,<br>Han D®,<br>Han E®  |  | 09 99 000 0022 |      |

## Details

The professional tool for big cross-sections.

| Identification   | Conductor cross-section (mm <sup>2</sup> ) | Part number    |
|--|--|----------------|
| Crimping tool,<br>Han® C: 4 ... 10 mm <sup>2</sup> ,<br>Pack contents:<br>incl. locator        | 4 ... 10                                   | 09 99 000 0377 |
| Locator,<br>Spare part,<br>for part number 09 99 000 0377,<br>Han® C: 4 ... 10 mm <sup>2</sup> |  | 09 99 000 0963 |
| Locator,<br>for part number 09 99 000 0377,<br>Han® HsB: 4 ... 10 mm <sup>2</sup>              |  | 09 99 000 0985 |





## Details

The professional tool for crimping Han® HsB contacts.

| Identification   | Conductor cross-section (mm <sup>2</sup> ) | Part number    |
|--|--|----------------|
| Crimping tool,<br>Han® HsB: 1.5 ... 4 mm <sup>2</sup> ,<br>Pack contents:<br>incl. locator | 1.5 ... 4                                  | 09 99 000 0986 |



Tools

Identification

Part number

Crimping tool,  
for FO connector (glass fibre),  
SC, F-SMA F-ST,  
A/F 3.8 mm, A/F 4.3 mm, A/F 4.95 mm  
for crimping of the strain relief

20 99 000 1031



Crimping tool,  
for FO connector (plastic fibre),  
SC, F-SMA F-ST,  
A/F 3 mm, A/F 4.95 mm, A/F 6.5 mm  
for crimping of the strain relief



20 99 000 1033



Crimping tool,  
for following 1 mm POF contacts,  
Han D®, Han E®, DIN 41626, Ferrule, F-SMA, -ST


20 99 000 1035



| Identification  | Conductor cross-section (mm <sup>2</sup> ) | Part number                      |  |
|---|--|----------------------------------|--|
| Crimping tool, Angled, for Han-Fast® Lock single contact        | 1.5 ... 2.5<br>4 ... 10                    | 09 99 000 0876<br>09 99 000 0877 |   |
| Crimping tool, for Han-Fast® Lock single contact, incl. locator | 1.5 ... 2.5<br>4 ... 10                    | 09 99 000 0881<br>09 99 000 0831 |  |

## Details

The tool for the professional processing of wire end ferrules according to DIN 46228.

| Identification  | Conductor cross-section (mm <sup>2</sup> ) | Part number                      |   |
|---|--|----------------------------------|---|
| Crimping tool, for wire end ferrules, acc. to DIN 46228 | 0.14 ... 2.5<br>4 ... 16                   | 09 99 000 0970<br>09 99 000 0971 |  |

| Identification   | Conductor cross-section (mm <sup>2</sup> ) | Part number    |  |
|--|--|----------------|--|
| Crimping tool, for 500 bandoliered standard contacts   | 0.09 ... 0.56                              | 09 99 000 0169 |    |
| Crimping tool, for single stamped D-Sub contact  | 0.09 ... 0.56                              | 09 99 000 0175 |   |
| Crimping tool, for turned male and female contact, 4 indent crimp in acc. to MIL 22 520/2-01 | 0.09 ... 0.82                              | 09 99 000 0501 |  |
| Locator, for single D-Sub standard contacts  |  | 09 99 000 0531 |  |
| Locator, for single D-Sub standard contacts, 09 93 000 5576 + 09 93 000 5476                 |  | 09 99 000 0897 |  |

Tools

| Identification   | Conductor cross-section (mm <sup>2</sup> ) | Part number    |  |
|--|--|----------------|--|
| Crimping tool, for turned male and female contact, 4 indent crimp in acc. to MIL 22 520/2-01 | 0.09 ... 0.82                              | 09 99 000 0501 |    |
| D-Sub, Locator, for inner contact die  |  | 09 99 000 0507 |  <p data-bbox="965 1198 1308 1265">                     Contacts<br/>                     09 69 182 x140 + 09 69 282 x140<br/>                     09 69 182 x230 + 09 69 282 x230                 </p> |

Identification

Part number

Crimping tool,  
for coaxial contact,  
acc. to DIN 41626,  
for outer ferrule  
Please order crimp dies separately.

09 99 000 0503



Crimp die,  
for D-Sub

09 99 000 0508



Contacts

09 69 182 x140 + 09 69 282 x140  
09 69 182 x230 + 09 69 282 x230  
09 69 181 x140 + 09 69 281 x140  
09 69 181 x141 + 09 69 281 x141  
09 69 181 x230 + 09 69 281 x230

Crimp die,  
for D-Sub mixed

09 99 000 0515



Contacts

09 69 181 x143 + 09 69 281 x143

Crimping tool,  
Crimp die included,  
for coaxial contact,  
acc. to DIN 41626

09 99 000 0194



Contacts

09 14 000 6211 + 09 14 000 6111  
09 14 000 6221 + 09 14 000 6121

Identification

Part number

Pneumatic crimping tool,  
Han D®: 0.14 ... 2.5 mm<sup>2</sup>,  
Han E®: 0.14 ... 4 mm<sup>2</sup>,  
Han® C: 1.5 ... 4 mm<sup>2</sup>,

09 99 000 0314

Pack contents:  
In plastic case,  
Locator Han® C,  
Locator Han E®,  
Locator Han D®,  
Adjustment gauge,  
Pneumatic tube,  
Operating instructions



Pneumatic crimping tool,  
Han® C: 1.5 ... 10 mm<sup>2</sup>,

09 99 000 0307

Pack contents:  
In plastic case,  
Locator Han® C,  
Pneumatic tube,  
Operating instructions,  
Adjustment gauge



Table fixing,  
for part number 09 99 000 0307 and 09 99 000 0314

09 99 000 0309



Foot switch,  
for part number 09 99 000 0307 and 09 99 000 0314

09 99 000 0347





## Details




Fast, light, efficient – that's what crimping is all about today.

| Identification  | Conductor cross-section (mm <sup>2</sup> ) | Part number    |  |
|---|--|----------------|--|
| Battery crimping tool set,<br>Han D <sup>®</sup> : 0.14 ... 1.5 mm <sup>2</sup> ,<br>Han E <sup>®</sup> : 0.5 ... 4 mm <sup>2</sup> ,<br>Han <sup>®</sup> C: 1.5 ... 4 mm <sup>2</sup> ,<br>Pack contents:<br>Locator Han <sup>®</sup> C,<br>Locator Han E <sup>®</sup> ,<br>Locator Han D <sup>®</sup> ,<br>Power supply | 0.14 ... 4                                 | 09 99 000 0990 |  |
| Locator,<br>Spare part,<br>Han D <sup>®</sup> ,<br>for part number 09 99 000 0990   | 0.14 ... 1.5                               | 09 99 000 0991 |  |
| Locator,<br>Spare part,<br>Han E <sup>®</sup> ,<br>for part number 09 99 000 0990   | 0.5 ... 4                                  | 09 99 000 0992 |  |
| Locator,<br>Spare part,<br>Han <sup>®</sup> C,<br>for part number 09 99 000 0990  | 1.5 ... 4                                  | 09 99 000 0993 |  |
| Additional battery,<br>for part number 09 99 000 0990   |  | 09 99 000 0994 |  |

Tools


## Specifications and approvals

DIN 46235

| Identification   | Conductor cross-section (mm <sup>2</sup> ) | Part number  | Drawing (dimensions in mm)  |               |                |                |          |                    |      |   |                       |                    |      |   |                               |                    |      |    |                                       |                    |      |    |                                |                    |      |    |                        |                    |      |    |                                |
|--|--|--|---|---------------|----------------|----------------|----------|--------------------|------|---|-----------------------|--------------------|------|---|-------------------------------|--------------------|------|----|---------------------------------------|--------------------|------|----|--------------------------------|--------------------|------|----|------------------------|--------------------|------|----|--------------------------------|
| Battery hydraulic tool,<br>Pressing force 60 kN,<br>Crimp die acc. to DIN 46235 with pressing width 9 mm       | 10 ... 70                                  | 09 99 000 0850   |   |               |                |                |          |                    |      |   |                       |                    |      |   |                               |                    |      |    |                                       |                    |      |    |                                |                    |      |    |                        |                    |      |    |                                |
| Hand hydraulic crimping tool,<br>Pressing force 60 kN,<br>Crimp die acc. to DIN 46235 with pressing width 9 mm | 10 ... 70                                  | 09 99 000 0851   |    |               |                |                |          |                    |      |   |                       |                    |      |   |                               |                    |      |    |                                       |                    |      |    |                                |                    |      |    |                        |                    |      |    |                                |
| Crimp die,<br>for 60 kN tool,<br>Pack contents:<br>Supplied as a pair  | 10<br>16<br>25<br>35<br>50<br>70           | 09 99 000 0852<br>09 99 000 0853<br>09 99 000 0854<br>09 99 000 0855<br>09 99 000 0856<br>09 99 000 0857 | <br><table border="1" data-bbox="963 1323 1417 1451"> <thead> <tr> <th>Cross-section</th> <th>Pressing width</th> <th>Identification</th> <th>Contacts</th> </tr> </thead> <tbody> <tr> <td>10 mm<sup>2</sup></td> <td>9 mm</td> <td>6</td> <td>TC 70, TC 100, TC 250</td> </tr> <tr> <td>16 mm<sup>2</sup></td> <td>9 mm</td> <td>8</td> <td>TC 70, TC 100, TC 200, TC 250</td> </tr> <tr> <td>25 mm<sup>2</sup></td> <td>9 mm</td> <td>10</td> <td>TC 70, TC 100, TC 200, TC 250, TC 350</td> </tr> <tr> <td>35 mm<sup>2</sup></td> <td>9 mm</td> <td>12</td> <td>TC 100, TC 200, TC 250, TC 350</td> </tr> <tr> <td>50 mm<sup>2</sup></td> <td>9 mm</td> <td>14</td> <td>TC 200, TC 250, TC 350</td> </tr> <tr> <td>70 mm<sup>2</sup></td> <td>9 mm</td> <td>16</td> <td>TC 200, TC 250, TC 350, TC 650</td> </tr> </tbody> </table> | Cross-section | Pressing width | Identification | Contacts | 10 mm <sup>2</sup> | 9 mm | 6 | TC 70, TC 100, TC 250 | 16 mm <sup>2</sup> | 9 mm | 8 | TC 70, TC 100, TC 200, TC 250 | 25 mm <sup>2</sup> | 9 mm | 10 | TC 70, TC 100, TC 200, TC 250, TC 350 | 35 mm <sup>2</sup> | 9 mm | 12 | TC 100, TC 200, TC 250, TC 350 | 50 mm <sup>2</sup> | 9 mm | 14 | TC 200, TC 250, TC 350 | 70 mm <sup>2</sup> | 9 mm | 16 | TC 200, TC 250, TC 350, TC 650 |
| Cross-section  | Pressing width                             | Identification   | Contacts  |               |                |                |          |                    |      |   |                       |                    |      |   |                               |                    |      |    |                                       |                    |      |    |                                |                    |      |    |                        |                    |      |    |                                |
| 10 mm <sup>2</sup>   | 9 mm                                       | 6  | TC 70, TC 100, TC 250   |               |                |                |          |                    |      |   |                       |                    |      |   |                               |                    |      |    |                                       |                    |      |    |                                |                    |      |    |                        |                    |      |    |                                |
| 16 mm <sup>2</sup>   | 9 mm                                       | 8  | TC 70, TC 100, TC 200, TC 250   |               |                |                |          |                    |      |   |                       |                    |      |   |                               |                    |      |    |                                       |                    |      |    |                                |                    |      |    |                        |                    |      |    |                                |
| 25 mm <sup>2</sup>   | 9 mm                                       | 10   | TC 70, TC 100, TC 200, TC 250, TC 350   |               |                |                |          |                    |      |   |                       |                    |      |   |                               |                    |      |    |                                       |                    |      |    |                                |                    |      |    |                        |                    |      |    |                                |
| 35 mm <sup>2</sup>   | 9 mm                                       | 12   | TC 100, TC 200, TC 250, TC 350  |               |                |                |          |                    |      |   |                       |                    |      |   |                               |                    |      |    |                                       |                    |      |    |                                |                    |      |    |                        |                    |      |    |                                |
| 50 mm <sup>2</sup>   | 9 mm                                       | 14   | TC 200, TC 250, TC 350  |               |                |                |          |                    |      |   |                       |                    |      |   |                               |                    |      |    |                                       |                    |      |    |                                |                    |      |    |                        |                    |      |    |                                |
| 70 mm <sup>2</sup>   | 9 mm                                       | 16   | TC 200, TC 250, TC 350, TC 650  |               |                |                |          |                    |      |   |                       |                    |      |   |                               |                    |      |    |                                       |                    |      |    |                                |                    |      |    |                        |                    |      |    |                                |

## Specifications and approvals

DIN 46235

| Identification  | Conductor cross-section (mm <sup>2</sup> )                         | Part number  | Drawing (dimensions in mm)  |               |                |                |          |                    |       |   |                       |                    |       |   |                               |                    |       |    |                                       |                    |       |    |                                |                    |       |    |                        |                    |       |    |                                |                    |       |    |                |                     |       |    |                |                     |       |    |        |                     |       |    |        |                     |       |    |        |
|---|--|--|---|---------------|----------------|----------------|----------|--------------------|-------|---|-----------------------|--------------------|-------|---|-------------------------------|--------------------|-------|----|---------------------------------------|--------------------|-------|----|--------------------------------|--------------------|-------|----|------------------------|--------------------|-------|----|--------------------------------|--------------------|-------|----|----------------|---------------------|-------|----|----------------|---------------------|-------|----|--------|---------------------|-------|----|--------|---------------------|-------|----|--------|
| Battery hydraulic tool,<br>Pressing force 120 kN,<br>Crimp die acc. to DIN 46235 with pressing width 10 ... 14 mm       | 10 ... 240   | 09 99 000 0860   |    |               |                |                |          |                    |       |   |                       |                    |       |   |                               |                    |       |    |                                       |                    |       |    |                                |                    |       |    |                        |                    |       |    |                                |                    |       |    |                |                     |       |    |                |                     |       |    |        |                     |       |    |        |                     |       |    |        |
| Hand hydraulic crimping tool,<br>Pressing force 120 kN,<br>Crimp die acc. to DIN 46235 with pressing width 10 ... 14 mm | 10 ... 240   | 09 99 000 0861   |   |               |                |                |          |                    |       |   |                       |                    |       |   |                               |                    |       |    |                                       |                    |       |    |                                |                    |       |    |                        |                    |       |    |                                |                    |       |    |                |                     |       |    |                |                     |       |    |        |                     |       |    |        |                     |       |    |        |
| Crimp die,<br>for 120 kN tool,<br>Pack contents:<br>Supplied as a pair  | 10<br>16<br>25<br>35<br>50<br>70<br>95<br>120<br>150<br>185<br>240 | 09 99 000 0862<br>09 99 000 0863<br>09 99 000 0864<br>09 99 000 0865<br>09 99 000 0866<br>09 99 000 0867<br>09 99 000 0868<br>09 99 000 0869<br>09 99 000 0870<br>09 99 000 0871<br>09 99 000 0872 | <br><table border="1"> <thead> <tr> <th>Cross-section</th> <th>Pressing width</th> <th>Identification</th> <th>Contacts</th> </tr> </thead> <tbody> <tr> <td>10 mm<sup>2</sup></td> <td>10 mm</td> <td>6</td> <td>TC 70, TC 100, TC 250</td> </tr> <tr> <td>16 mm<sup>2</sup></td> <td>10 mm</td> <td>8</td> <td>TC 70, TC 100, TC 200, TC 250</td> </tr> <tr> <td>25 mm<sup>2</sup></td> <td>10 mm</td> <td>10</td> <td>TC 70, TC 100, TC 200, TC 250, TC 350</td> </tr> <tr> <td>35 mm<sup>2</sup></td> <td>10 mm</td> <td>12</td> <td>TC 100, TC 200, TC 250, TC 350</td> </tr> <tr> <td>50 mm<sup>2</sup></td> <td>13 mm</td> <td>14</td> <td>TC 200, TC 250, TC 350</td> </tr> <tr> <td>70 mm<sup>2</sup></td> <td>13 mm</td> <td>16</td> <td>TC 200, TC 250, TC 350, TC 650</td> </tr> <tr> <td>95 mm<sup>2</sup></td> <td>14 mm</td> <td>18</td> <td>TC 350, TC 650</td> </tr> <tr> <td>120 mm<sup>2</sup></td> <td>14 mm</td> <td>20</td> <td>TC 350, TC 650</td> </tr> <tr> <td>150 mm<sup>2</sup></td> <td>10 mm</td> <td>22</td> <td>TC 650</td> </tr> <tr> <td>185 mm<sup>2</sup></td> <td>10 mm</td> <td>25</td> <td>TC 650</td> </tr> <tr> <td>240 mm<sup>2</sup></td> <td>10 mm</td> <td>28</td> <td>TC 650</td> </tr> </tbody> </table> | Cross-section | Pressing width | Identification | Contacts | 10 mm <sup>2</sup> | 10 mm | 6 | TC 70, TC 100, TC 250 | 16 mm <sup>2</sup> | 10 mm | 8 | TC 70, TC 100, TC 200, TC 250 | 25 mm <sup>2</sup> | 10 mm | 10 | TC 70, TC 100, TC 200, TC 250, TC 350 | 35 mm <sup>2</sup> | 10 mm | 12 | TC 100, TC 200, TC 250, TC 350 | 50 mm <sup>2</sup> | 13 mm | 14 | TC 200, TC 250, TC 350 | 70 mm <sup>2</sup> | 13 mm | 16 | TC 200, TC 250, TC 350, TC 650 | 95 mm <sup>2</sup> | 14 mm | 18 | TC 350, TC 650 | 120 mm <sup>2</sup> | 14 mm | 20 | TC 350, TC 650 | 150 mm <sup>2</sup> | 10 mm | 22 | TC 650 | 185 mm <sup>2</sup> | 10 mm | 25 | TC 650 | 240 mm <sup>2</sup> | 10 mm | 28 | TC 650 |
| Cross-section   | Pressing width   | Identification   | Contacts  |               |                |                |          |                    |       |   |                       |                    |       |   |                               |                    |       |    |                                       |                    |       |    |                                |                    |       |    |                        |                    |       |    |                                |                    |       |    |                |                     |       |    |                |                     |       |    |        |                     |       |    |        |                     |       |    |        |
| 10 mm <sup>2</sup>  | 10 mm  | 6  | TC 70, TC 100, TC 250   |               |                |                |          |                    |       |   |                       |                    |       |   |                               |                    |       |    |                                       |                    |       |    |                                |                    |       |    |                        |                    |       |    |                                |                    |       |    |                |                     |       |    |                |                     |       |    |        |                     |       |    |        |                     |       |    |        |
| 16 mm <sup>2</sup>  | 10 mm  | 8  | TC 70, TC 100, TC 200, TC 250   |               |                |                |          |                    |       |   |                       |                    |       |   |                               |                    |       |    |                                       |                    |       |    |                                |                    |       |    |                        |                    |       |    |                                |                    |       |    |                |                     |       |    |                |                     |       |    |        |                     |       |    |        |                     |       |    |        |
| 25 mm <sup>2</sup>  | 10 mm  | 10   | TC 70, TC 100, TC 200, TC 250, TC 350   |               |                |                |          |                    |       |   |                       |                    |       |   |                               |                    |       |    |                                       |                    |       |    |                                |                    |       |    |                        |                    |       |    |                                |                    |       |    |                |                     |       |    |                |                     |       |    |        |                     |       |    |        |                     |       |    |        |
| 35 mm <sup>2</sup>  | 10 mm  | 12   | TC 100, TC 200, TC 250, TC 350  |               |                |                |          |                    |       |   |                       |                    |       |   |                               |                    |       |    |                                       |                    |       |    |                                |                    |       |    |                        |                    |       |    |                                |                    |       |    |                |                     |       |    |                |                     |       |    |        |                     |       |    |        |                     |       |    |        |
| 50 mm <sup>2</sup>  | 13 mm  | 14   | TC 200, TC 250, TC 350  |               |                |                |          |                    |       |   |                       |                    |       |   |                               |                    |       |    |                                       |                    |       |    |                                |                    |       |    |                        |                    |       |    |                                |                    |       |    |                |                     |       |    |                |                     |       |    |        |                     |       |    |        |                     |       |    |        |
| 70 mm <sup>2</sup>  | 13 mm  | 16   | TC 200, TC 250, TC 350, TC 650  |               |                |                |          |                    |       |   |                       |                    |       |   |                               |                    |       |    |                                       |                    |       |    |                                |                    |       |    |                        |                    |       |    |                                |                    |       |    |                |                     |       |    |                |                     |       |    |        |                     |       |    |        |                     |       |    |        |
| 95 mm <sup>2</sup>  | 14 mm  | 18   | TC 350, TC 650  |               |                |                |          |                    |       |   |                       |                    |       |   |                               |                    |       |    |                                       |                    |       |    |                                |                    |       |    |                        |                    |       |    |                                |                    |       |    |                |                     |       |    |                |                     |       |    |        |                     |       |    |        |                     |       |    |        |
| 120 mm <sup>2</sup>   | 14 mm  | 20   | TC 350, TC 650  |               |                |                |          |                    |       |   |                       |                    |       |   |                               |                    |       |    |                                       |                    |       |    |                                |                    |       |    |                        |                    |       |    |                                |                    |       |    |                |                     |       |    |                |                     |       |    |        |                     |       |    |        |                     |       |    |        |
| 150 mm <sup>2</sup>   | 10 mm  | 22   | TC 650  |               |                |                |          |                    |       |   |                       |                    |       |   |                               |                    |       |    |                                       |                    |       |    |                                |                    |       |    |                        |                    |       |    |                                |                    |       |    |                |                     |       |    |                |                     |       |    |        |                     |       |    |        |                     |       |    |        |
| 185 mm <sup>2</sup>   | 10 mm  | 25   | TC 650  |               |                |                |          |                    |       |   |                       |                    |       |   |                               |                    |       |    |                                       |                    |       |    |                                |                    |       |    |                        |                    |       |    |                                |                    |       |    |                |                     |       |    |                |                     |       |    |        |                     |       |    |        |                     |       |    |        |
| 240 mm <sup>2</sup>   | 10 mm  | 28   | TC 650  |               |                |                |          |                    |       |   |                       |                    |       |   |                               |                    |       |    |                                       |                    |       |    |                                |                    |       |    |                        |                    |       |    |                                |                    |       |    |                |                     |       |    |                |                     |       |    |        |                     |       |    |        |                     |       |    |        |





## Features

- Basic unit of compact construction for pre-stripped wires (stranded wire)
- Easy handling due to well-arranged design
- for individual, turned male and female contacts
- Selective processing of male and female contacts
- Automatic contact feed
- Reproducible, top quality gas-tight crimp connections
- Non-slip, anti-vibration adjustable feet for setting the height
- Low noise level
- With carrying handle
- Removable electric and pneumatic supply connections
- Maintenance interval counter
- Minimal setup effort
- Stepless adjustment of the crimping depth
- Low follow-up costs for maintenance and repair
- Easy replacement of wearing components

## Details

Nominal voltage, max. 230 V  
Nominal frequency 50 Hz  
Power consumption ca.0.2 kW  
Pressure ca.6 bar  
Control system PLC  
Work cycle trigger Footswitch  
Work cycle 1 s  
Noise level ca.62 dB  
Crimp type Four-point crimping  
Contact feed Vibratory bowl feed  
Stroke counters Resettable daily counter and permanent counter  
Dimensions 345 x 230 x 400 mm  
Weight  $\geq$ 24 kg

**Pack contents:**  
2.0 m connection cable and grounding plug,  
2.0 m pneumatic hose,  
quick-release coupling and N6 plugin nipple,  
footswitch,  
carrying handle,  
operating instructions,  
declaration of conformity

| Identification  | Conductor cross-section (mm <sup>2</sup> ) | Part number    | Drawing (dimensions in mm)   |
|---|--|----------------|--|
| Crimping machine TC-C01, for Han D <sup>®</sup> contact | 0.14 ... 2.5                               | 09 98 000 9001 |    |
| Crimping machine TC-C01, for Han E <sup>®</sup> contact | 0.14 ... 4                                 | 09 98 000 9002 |   |
| Crimping machine TC-C01, for Han <sup>®</sup> C contact | 1.5 ... 10                                 | 09 98 000 9003 |  |
| Maintenance unit, Optional accessory                    |  | 09 98 336 6851 |  |







## Features

- Basic unit of compact construction
- Fast stripping and crimping in one operating step
- Easy handling due to well-arranged design
- Touchscreen controlling
- for individual, turned male and female contacts
- Selective processing of male and female contacts
- Contact magazine with filling control
- Reproducible, top quality gas-tight crimp connections
- Infinitely variable adjustment parameters (stripping depth, stripping length, crimping depth, crimp contact feed rate)
- Rotatable vibration feeder and actuator in basic unit
- Low noise level
- for oil-free compressed air
- Minimal setup effort
- Low maintenance costs

## Details

Drive electro-pneumatic  
Nominal voltage, max. 230 V  
Nominal frequency 50 Hz  
Power consumption ca.0.75 kW  
Pressure ca.6 bar  
Compressed air connection 3 dm<sup>3</sup> / work cycle  
Control system PLC  
Work cycle trigger sensor  
Work cycle 1.5 s  
Noise level <70 dB  
Crimp type Four-point crimping  
Contact feed Vibratory bowl feed  
Stroke counters Resettable daily counte, total counter, operating hours, maintenance counter and quantity preselection  
Dimensions 580 x 470 x 470 mm  
Weight <60 kg

**Pack contents:**  
one mounted interchangeable unit,  
2.0 m connection cable and grounding plug,  
2.0 m pneumatic hose with plug-in nipple N6,  
plug gauges for setting the crimping,  
centering bush for positioning the plug gauges,  
draw for insulation remains,  
drawer for holding the contacts when the magazine is emptied,  
tool set for setting,  
1 set of stripping blades,  
operating instructions,  
declaration of conformity

| Identification   | Conductor cross-section (mm <sup>2</sup> ) | Part number    |  |
|--|--|----------------|--|
| Crimping machine TK-M,<br>Basic machine without interchangeable unit,<br>Pack contents:<br>Tool set for setting,<br>1 set of stripping blades,<br>Operating instructions,<br>Declaration of Conformity |  | 09 98 000 6900 |    |
| Interchangeable unit, Han D®   | 0.14 ... 2.5                               | 09 98 000 6901 |  |
| Interchangeable unit, Han E®   | 0.14 ... 4                                 | 09 98 000 6902 |  |
| Interchangeable unit, Han® C   | 1.5 ... 6                                  | 09 98 000 6903 |  |
| Interchangeable unit, D-Sub  | 0.09 ... 0.82                              | 09 98 000 6904 |  |
| Interchangeable unit, Han- <i>Yellowlock</i> ®   | 0.14 ... 2.5                               | 09 98 000 6907 |  |

## Features

- Fast stripping and crimping in one operating step
- Easy handling due to quick change tool and stripper
- Suitable for standard D-Sub crimp contacts
- Selective processing of male and female contacts
- Hand wheel for manual adjustments
- Maintenance-friendly through needle bearing rail
- Automatic exhaust of the isolation remainders
- Reproducible, top quality gas-tight crimp connections
- With crimp force monitor
- Setting parameters with raster rotary button (depth of insulation stripping, length of insulation stripping, crimping height on wire, crimping height on insulation, wire retainer position, band thrust and wire position in the crimp contact)
- Non slip and anti-vibration feet
- Low noise level
- for oil-free compressed air
- Low maintenance costs
- V-blades for special wires on request



## Details

Drive electro-pneumatic  
Nominal voltage, max. 230 V  
Nominal frequency 50 Hz  
Power consumption 0.75 kW  
Pressure 6 bar  
Control system PLC  
Stripping device type 514  
Suction apparatus 2000.0900.20  
Work cycle trigger sensor  
Work cycle 0.35 s  
Noise level 85 dB  
Illumination integrated tool light 20001326  
Motor speed 440 –2000 rpm  
Stroke counters Resettable daily counter and permanent counter  
Dimensions 690 (with a contact reel: 1400) x 420 x 430 mm  
Weight <72 kg

### **Pack contents:**

with role owner and guide plate,  
2.0 m connection cable and grounding plug,  
2.0 m pneumatic hose with plug-in nipple N9,  
oiler bottle for the lubricating of the crimping contacts,  
tool set for setting,  
1 set of stamps for wire and isolation-crimp,  
1 anvil one-piece for wire and isolation-crimp,  
1 set of stripping blades,  
1 litre of contact oil,  
operating instructions,  
declaration of conformity



| Identification   | Conductor cross-section (mm <sup>2</sup> )                 | Part number   |  |
|--|--|---|--|
| <p>Crimping machine BK,<br/>                     Pack contents:<br/>                     With role owner and guide plate,<br/>                     Tool set for setting,<br/>                     1 set of stripping blades,<br/>                     Operating instructions,<br/>                     Declaration of Conformity</p> |  | 09 98 000 5000  |   |
| <p>Quick change tool,<br/>                     D-Sub</p>   | <p>0.09 ... 0.25<br/>                     0.25 ... 0.5</p> | <p>09 98 000 3008<br/>                     09 98 000 3010</p> |  |

## Technical characteristics

Plate thickness                      ≤2 mm structural grade carbon steel

## Technical characteristics

RoHS                                      compliant

| Identification | Size | Part number |
|----------------|------|-------------|
|----------------|------|-------------|

Battery hydraulic punch driver,  
To produce panel cut outs for connectors,  
Punching pressure: 60 kN,  
Pack contents:  
In plastic case,  
Lithium-Ion battery 18 V, 3 Ah,  
Charging set,  
Accessories

09 99 000 0900



Hydraulic hand punch driver,  
To produce panel cut outs for connectors,  
Punching pressure: 60 kN,  
Pack contents:  
In plastic case,  
Accessories

09 99 000 0901



Punching units for hydraulic punch drivers

|                 |                |
|-----------------|----------------|
| 1 A             | 09 99 000 0976 |
| 3 HPR           | 09 99 000 0906 |
| Han-Yellock® 10 | 09 99 000 0910 |
| Han-Yellock® 30 | 11 99 300 0001 |
| Han-Yellock® 60 | 11 99 600 0001 |
| Modular Compact | 09 99 000 0912 |

Han A®,  
Han-Eco® A,  
Punching units for hydraulic punch drivers

|      |                |
|------|----------------|
| 03 A | 09 99 000 0907 |
| 10 A | 09 99 000 0908 |
| 16 A | 09 99 000 0909 |

Han-Eco® A,  
Rear mounting,  
Punching units for hydraulic punch drivers

|      |                |
|------|----------------|
| 10 A | 09 99 000 0914 |
| 16 A | 09 99 000 0915 |

Han® B,  
Han-Eco® B,  
Punching units for hydraulic punch drivers

|      |                |
|------|----------------|
| 06 B | 09 99 000 0902 |
| 10 B | 09 99 000 0903 |
| 16 B | 09 99 000 0904 |
| 24 B | 09 99 000 0905 |

Han® B,  
Han-Eco® B,  
Rear mounting,  
Punching units for hydraulic punch drivers

|      |                |
|------|----------------|
| 06 B | 09 99 000 0916 |
| 10 B | 09 99 000 0917 |
| 16 B | 09 99 000 0918 |
| 24 B | 09 99 000 0919 |



| Identification  | Part number    |  |
|---|----------------|--|
| <p>Torque set,<br/>for High Current axial screw contact,<br/>incl. reversing blade (A/F 4.0 + A/F 5.0),<br/>Tightening torque: 5 ... 14 Nm,</p> <p>Pack contents:<br/>High quality metal box,<br/>Variable tightening torque tool TorqueVario®-STplus,<br/>Setting tool: torque-setter,<br/>HARTING optimised interchangeable blades hexagonal A/F 4,<br/>HARTING optimised interchangeable blades hexagonal A/F 5</p>  | 09 99 000 0833 |  |
| <p>Torque set,<br/>for power contact,<br/>incl. reversing blade (A/F 2.0 + A/F 2.5 + PH2),<br/>+ different bits,<br/>+ adapter blade,<br/>Tightening torque: 1 ... 5 Nm,</p> <p>Pack contents:<br/>High quality metal box,<br/>Variable tightening torque tool TorqueVario®-S,<br/>Setting tool: torque-setter,<br/>HARTING optimised interchangeable blades hexagonal A/F 2,<br/>HARTING optimised interchangeable blades hexagonal A/F 2.5,<br/>HARTING optimised interchangeable blades PH2,<br/>Torque bit universal holder,<br/>Bits: A/F3, A/F4, PH0, PH1, PH2, T10, T15, T20, slot 0.6 x 4.5,<br/>slot 0.8 x 5.5</p> | 09 99 000 0834 |  |
| <p>Torque set,<br/>for HARTING screw contacts and fixing screws,<br/>Tightening torque: 0.5 ... 1.2 Nm,</p> <p>Pack contents:<br/>High quality metal box,<br/>Two pre-set tightening torque screwdrivers TorqueFix®,<br/>Interchangeable blades PH1, PH2, slot 0.5 x 3.0</p>  | 09 99 000 0835 |  |

Identification

Part number

Insertion tool for crimp contacts,  
Small cross-section,  
Variable length of blade,  
Han D®,  
Han E®,  
Han-*Yellock*®

09 99 000 0847



Replacement-tip,  
for part number 09 99 000 0847

09 99 000 0848

Assembly tool,  
for Han® ES insert

09 99 000 0367



Torque set,  
for guiding pins and bushes,  
Tightening torque: 0.5 Nm,  
incl. 1/4" Bit,

09 99 000 0840



Pack contents:  
Torque bit universal holder 1/4",  
1 HARTING guiding pins and bushes bit,  
Product comes already pre-assembled in practical plastic packaging

Torque tool,  
Han® 3 A,  
Han® 4 A,  
Han® Q 5/0,  
Staf®

09 99 000 0875



Bit 1/4" as a spare part for guiding pins and bushes

09 99 000 0841



Hexagonal driver for axial screw,  
With grip,  
A/F 4 (e. g. Han® 100 A Axial module)

09 99 000 0363



Hexagonal driver for axial screw,  
With grip,  
A/F 5 (e. g. Han® 200 A Axial module)







09 99 000 0364



Hexagonal driver for axial screw,  
Bit 1/4",  
40 A contact (A/F 2)

09 99 000 0369



| Identification  | Part number    |   |
|---|----------------|---|
| <p>Hexagonal driver for axial screw,<br/>Adapter 3/8",<br/>A/F 4 (e. g. Han® 100 A Axial module)</p>  | 09 99 000 0370 |          |
| <p>Hexagonal driver for axial screw,<br/>Adapter 3/8",<br/>A/F 5 (e. g. Han® 200 A Axial module)</p>  | 09 99 000 0371 |          |
| <p>Hexagonal driver for axial screw,<br/>Adapter 3/8",<br/>A/F 8 (e. g. Han® HC Modular 650)</p>  | 09 99 000 0372 |          |
| <p>Hexagonal driver for axial screw,<br/>Bit 1/4",<br/>70 A contact (A/F 2.5)</p>   | 09 99 000 0375 |  |
| <p>Han® VDE Screw Driver Set,<br/>The standard set,<br/>Pack contents:<br/>Slim bit screw driver 0.4 x 2.5,<br/>Slim bit screw driver 0.5 x 3.0,<br/>Slim bit screw driver 0.6 x 3.5,<br/>Slim bit screw driver 1.0 x 4.5,<br/>Phillips screw driver PH1 (191 x 30 mm),<br/>Phillips screw driver PH2 (218 x 23 mm)</p>                   | 09 99 000 0836 |                             |
| <p>Screw driver set Slimline,<br/>Insolated blade for slim assembly,<br/>Pack contents:<br/>Phillips screw driver PH1 x 80 mm,<br/>Phillips screw driver PH2 x 100 mm,<br/>Slim bit screw driver 3.5 x 100 mm,<br/>Slim bit screw driver 4.0 x 100 mm,<br/>Slim bit screw driver 5.5 x 125 mm,<br/>Slim bit screw driver 6.5 x 150 mm</p> | 09 99 000 0844 |                             |

## Technical characteristics

RoHS compliant

| Identification  | Part number    | Drawing<br>(dimensions in mm) |
|---|----------------|-------------------------------|
| Polishing paper,<br>for POF grain size 1000,<br>Pack contents:<br>Each part number means 5 pieces | 20 80 001 9911 |                               |
| Polishing paper,<br>for GI 9 μ-grain size,<br>Pack contents:<br>Each part number means 5 pieces   | 20 80 001 9912 |                               |
| Polishing paper,<br>for GI 1 μ-grain size,<br>Pack contents:<br>Each part number means 5 pieces   | 20 80 001 9913 |                               |
| Polishing tool,<br>DIN 41612  | 20 99 000 1092 |                               |
| Polishing tool,<br>POF cable 2.2 mm diameter  | 20 99 000 1093 |                               |
| Polishing tool,<br>SC   | 20 99 000 1097 |                               |

| Identification   | Conductor cross-section (mm <sup>2</sup> ) | Part number                      |  |
|--|--|----------------------------------|--|
| Removal tool, Han D®   |  | 09 99 000 0012                   |    |
| Replacement-tip, for part number 09 99 000 0012  |  | 09 99 000 0004                   |    |
| Removal tool, Han E®   |  | 09 99 000 0319                   |    |
| Removal tool, Han® C   | 1.5 ... 6<br>10                            | 09 99 000 0305<br>09 99 000 0381 |   |
| Removal tool, Han® C module, 09 14 003 3001 / 09 14 003 3101, Han® Q 2/0, Han® Q 3/0, Han® Q 4/0 Crimp termination |  | 09 99 000 0315                   |  |
| Insertion / removal tools, Han-Modular®, for D-Sub crimp contact   |  | 09 99 000 0368                   |  |
| Removal tool, Han-Quintax®, for Quintax contact  |  | 09 99 000 0323                   |  |
| Removal tool, for contacts in the multi module   |  | 09 99 000 0328                   |  |
| Removal tool, Han D®, Service  |  | 09 99 000 0052                   |  |
| Removal tool, Han-Fast® Lock, for easier removal of the Fast-Lock contact from the printed circuit board           |  | 09 99 000 0837                   |  |

Tools

| Identification   | Conductor cross-section (mm <sup>2</sup> ) | Part number    |  |
|--|--|----------------|--|
| Removal tool, for LC contact in the Han® LC module   |  | 09 99 000 0843 |  |
| Removal tool, for pneumatic contacts   |  | 09 99 000 0899 |  |
| Removal tool, Han-Modular®, Han-Eco®, Han-Yellock®, for single modules, Metal  |  | 09 99 000 0828 |  |
| Removal tool, Han-Modular®, for double modules   |  | 09 99 000 0842 |  |
| Removal tool, for all Han-Modular® modules in plastic frames<br>You need 2 pieces for the removal of a single module and 4 pieces for the double module. |  | 09 99 000 0331 |  |
| Removal tool, for the Han® HV Single module  |  | 09 99 000 0335 |  |
| Removal tool, for the Han® 100 A crimp module  |  | 09 99 000 0383 |  |
| Removal tool, for the Han® 200 A crimp module<br>Insert from mating side.  |  | 09 99 000 0820 |  |
| Removal tool, for the Han® 100 A single module, for Han® GND   |  | 09 99 000 0827 |  |
| Removal tool, Han® Megabit module  |  | 09 99 000 0880 |  |



| Identification   | Conductor cross-section (mm <sup>2</sup> ) | Part number    |  |
|--|--|----------------|--|
| Removal tool, for the Han® HV Double module  |  | 09 99 000 0327 |    |
| Removal tool, for Han- <i>Yellock</i> ® modules and frames, Thermoplastic                            |  | 11 99 000 0001 |    |
| Removal tool, for Han- <i>Yellock</i> ® modules and frames, Metal                                    |  | 11 99 000 0002 |    |
| Removal tool, Han® F+B, for circular inserts   |  | 09 99 000 0878 |   |
| Removal tool, for Han® HC Modular 250 Crimp, for unlocking the fixing plate Insert from mating side. |  | 09 99 000 0332 |  |
| Removal tool, Han® EasyCon, for assembly and disassembly of shielding clamps                         |  | 09 99 000 0334 |  |
| Removal tool, Han® K 6/6   |  | 09 99 000 0977 |  |
| Removal tool, Han-Modular® Flexbox   |  | 09 99 000 0979 |  |
| Removal tool, Han® HsB   |  | 09 99 000 0987 |  |

Tools

## Technical characteristics

RoHS compliant

| Identification  | Conductor cross-section (mm <sup>2</sup> ) | Part number  |  |
|---|--|--|--|
| Stripping tool,<br>Pack contents:<br>Stripping blade set,<br>Straight | 0.03 ... 16                                | 09 99 000 0980                                     |  |
| Stripping blade set,<br>Straight                                      |  | 09 99 000 0981                                     |  |
| Stripping blade set,<br>Oval  | 10 ... 16                                  | 09 99 000 0982                                     |  |
| Stripping blade set,<br>V-shape                                       |  | 09 99 000 0983                                     |  |
| Fibre stripper  | 0.18/0.3 mm<br>0.3 mm<br>1 mm              | 20 99 000 1046<br>20 99 000 1041<br>20 99 000 1045 |  |