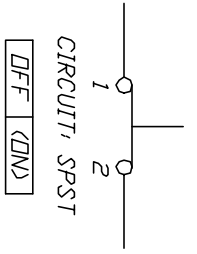
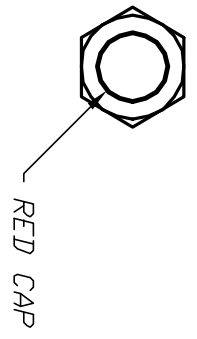


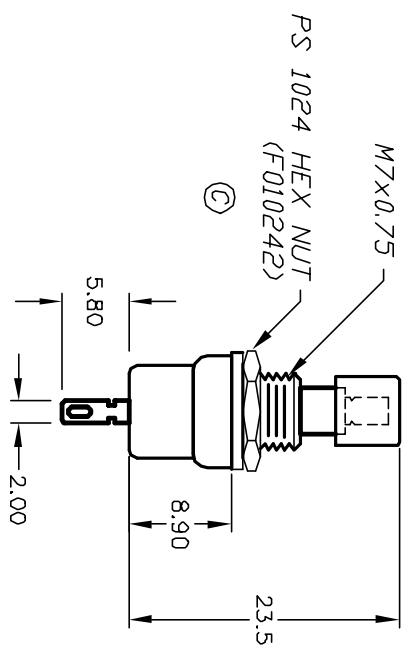
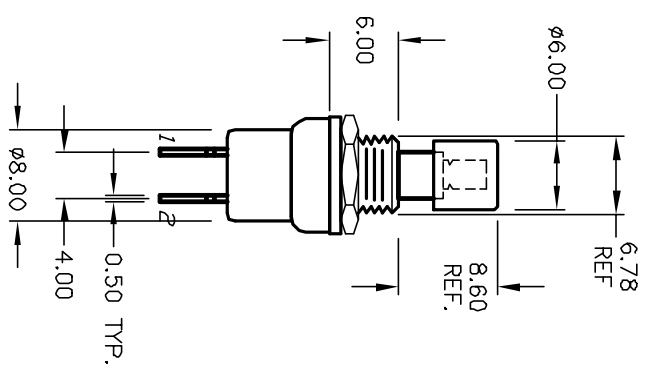
RECOMMENDED PANEL LAYOUT



< > = Momentary

NOTES:

1. ALL DIMENSIONS IN MM
2. GENERAL TOLERANCE: X.X=±0.4  
X.XX=±0.25
3. TERMINAL NO'S FOR REFERENCE ONLY
4. RATING: 3A@ 125VAC; 1.5A @250VAC
5. CONTACT RESISTANCE:  
50mILLI-OHMS max.
6. INSULATION RESISTANCE:  
500V 100Mega-OHMS min.
7. DIELECTRIC STENGTH:  
1000V 1minute
8. HARDWARE SUPPLIED:  
HEX NUT (SHOWN), LOCK WASHER



C	12574	ADD COMPONENT	11/18/02	CJB
B	12105	REVISED AND REDRAWN	5/13/02	CJB
REV.	ECN No.	DESCRIPTION	DATE	CHKD

TITLE		SCALE	DATE	DR	DWG	REV
PS 1024A (RED CAP)		1.5:1	11/13/96	MM	F010241	C

**E-SWITCH®**

THE INFORMATION CONTAINED IN THIS DOCUMENT IS PROPRIETARY TO E-SWITCH AND IS NOT TO BE COPIED OR TRANSMITTED