
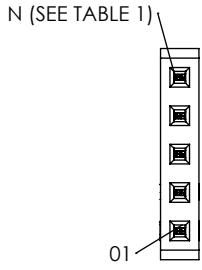
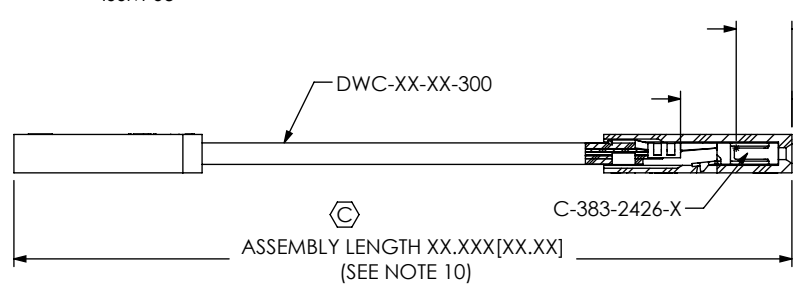



DO NOT SCALE FROM THIS PRINT

DESIGNED & DIMENSIONED IN INCHES[MILLIMETERS]

**TABLE 2**

WIRE GAUGE	WIRE PART NUMBER
-24	DWC-24-XX-300
-26	DWC-26-XX-300



SMSX-XX-XXX-X-XX.XX-X-X-XXX

**ROW SPECIFICATION**  
 -S: SINGLE ROW  
 -D: DOUBLE ROW

**No OF POSITIONS**  
 -02, -05, -10, -15, -20 (PER ROW) AVAILABLE AS STANDARD  
 -02 THRU -40 AVAILABLE AS ASO

**WIRE GAUGE (AWG)**  
 -24, -26

**COLOR CODE**  
 LEAVE BLANK FOR STANDARD WIRE (SEE TABLE 2)  
 C: COLOR CODED WIRE (SEE TABLE 3, SHT 4)

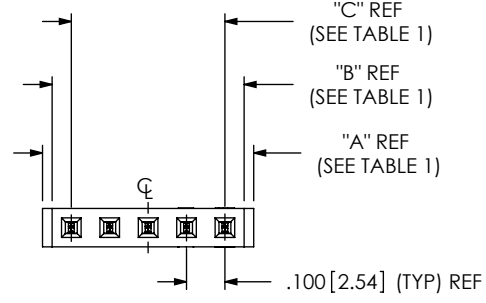
**PLATING SPECIFICATION**  
 -L: 10µ" Au IN THE CONTACT AREA,  
 -F: 3µ" Au IN THE CONTACT AREA,  
 (\* = 10 POSITION MAXIMUM, -.05.00 INCH MINIMUM)

**OPTION**  
 (MUST BE USED ON -D END OPTION ONLY & APPLIES TO END 2 HOUSING)  
 -KUS: KEY OR "K", UP, STRAIGHT  
 -KDS: KEY OR "K", DOWN, STRAIGHT  
 \*-KUX: KEY OR "K", UP, CROSSED  
 -KDX: KEY OR "K", DOWN, CROSSED

**OPTION**  
 -K: KEY POLARIZATION (USE ISXM-XX-K)  
 (LEAVE BLANK FOR NO POLARIZATION; 05 POS THRU 40 POS ONLY)

**END OPTION**  
 -S: SINGLE END  
 -D: DOUBLE END

**ASSEMBLY LENGTH**  
 -.03.00 IN MINIMUM (SPECIFY IN INCHES)



**TABLE 1**

No. OF POS	-S: SINGLE ROW			-D: DOUBLE ROW			"A"	"B"	"C"
	N	N	N-1	N	N-1				
-02	02	04	03	.250 [6.35]	.200 [5.08]	1.000 [2.540]			
-05	05	10	09	.550 [13.97]	.500 [12.70]	.4000 [10.160]			
-10	10	20	19	1.050 [26.67]	1.000 [25.40]	.9000 [22.860]			
-15	15	30	29	1.550 [39.37]	1.500 [38.10]	1.4000 [35.560]			
-20	20	40	39	2.050 [52.07]	2.000 [50.80]	1.9000 [48.260]			

FIG 1  
 SMSS-05-XXX-X-XX.XX-D-KDS SHOWN (SEE SHT 4, TABLE 4 FOR PIN MAPPING)

NOTES:

1. Ⓢ REPRESENTS A CRITICAL DIMENSION.
2. MAXIMUM BURR ALLOWANCE: .003[0.08]
3. PARTS TO BE MOLDED TO POSITION.
4. MINIMUM PUSHOUT FORCE: .5 LBS[2.22 N]
5. CONTACT MUST BE INSERTED UNTIL RETENTION FEATURE LOCKS INTO PLACE.
6. ALL FINISHED GOODS ARE TO BE LAYER PACKAGED IN SHIPPING.
7. ALL PARTS TO PASS ELECTRICAL TEST UPON ASSEMBLY (INCLUDING HI-POT TEST AT 1000 VOLTS DC). AFTER FINAL ELECTRICAL TEST, LABEL EACH ASSEMBLY WITH 1 ET STAMP ON THE BODY.
8. APPLICATIONS INVOLVING SEVERE BENDING REQUIRE 6" MINIMUM CABLE LENGTH.
9. REFER TO CRIMP SPECIFICATIONS PRINT FOR CRIMP AND STRIP DIMENSIONS, TOLERANCES, TOOLING, AND ITS REQUIREMENTS.
10. FOR ASSEMBLY LENGTHS LESS THAN 12.00 IN, TOLERANCE SHALL BE ±.125[3.18]. FOR OTHER LENGTHS, TOLERANCES SHALL BE ± 2%.
11. CUT LENGTH IS ASSEMBLY LENGTH MINUS OVERALL LENGTH SUBTRACTOR.

UNLESS OTHERWISE SPECIFIED, DIMENSIONS ARE IN INCHES. TOLERANCES ARE: DECIMALS ANGLES X.X: ±.01[0.3] 2° X.XX: ±.005[0.13] X.XXX: ±.0020[0.051]	* PROPRIETARY NOTE * THIS DOCUMENT CONTAINS CONFIDENTIAL AND PROPRIETARY INFORMATION AND ALL DESIGN, MANUFACTURING, REPRODUCTION, USE, PATENT RIGHTS AND SALES RIGHTS ARE EXPRESSLY RESERVED BY SAMTEC, INC. THIS DOCUMENT SHALL NOT BE DISCLOSED, IN WHOLE OR PART, TO ANY UNAUTHORIZED PERSON OR ENTITY NOR REPRODUCED, TRANSFERRED OR INCORPORATED IN ANY OTHER PROJECT IN ANY MANNER WITHOUT THE EXPRESS WRITTEN CONSENT OF SAMTEC, INC.	520 PARK EAST BLVD., NEW ALBANY, IN 47150 PHONE: 812-944-6733 FAX: 812-948-5047 e-Mail: info@SAMTEC.com code 53322

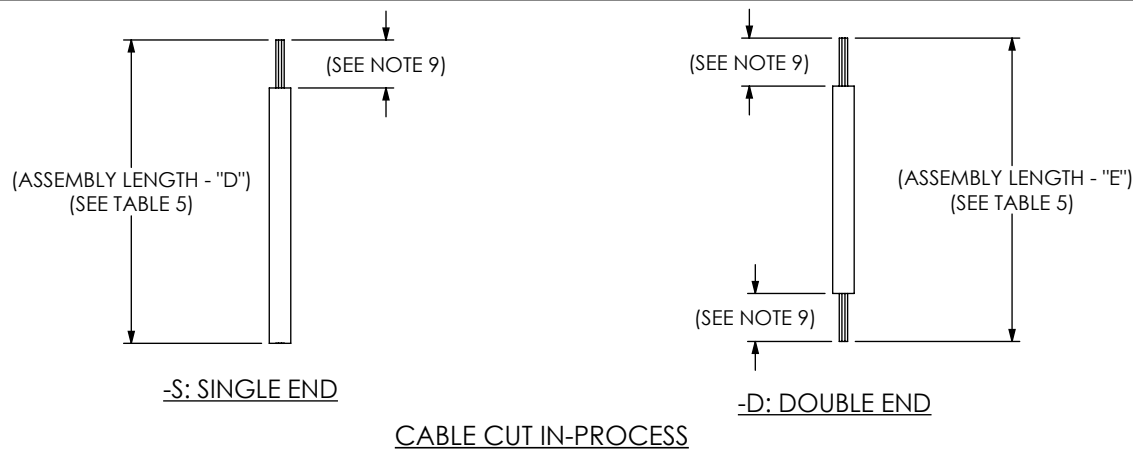


TABLE 5: OVERALL LENGTH SUBTRACTORS (SEE NOTE 11)		
SERIES	"D"	"E"
SMSX	0.250	0.500




FIG 2  
SMSD-02-XXX-X-XX.XX-D-KUS SHOWN  
(DIFFERENT AS SHOWN, OTHERWISE SAME AS FIG 1)  
(SEE SHT 4, TABLE 4 FOR PIN MAPPING)

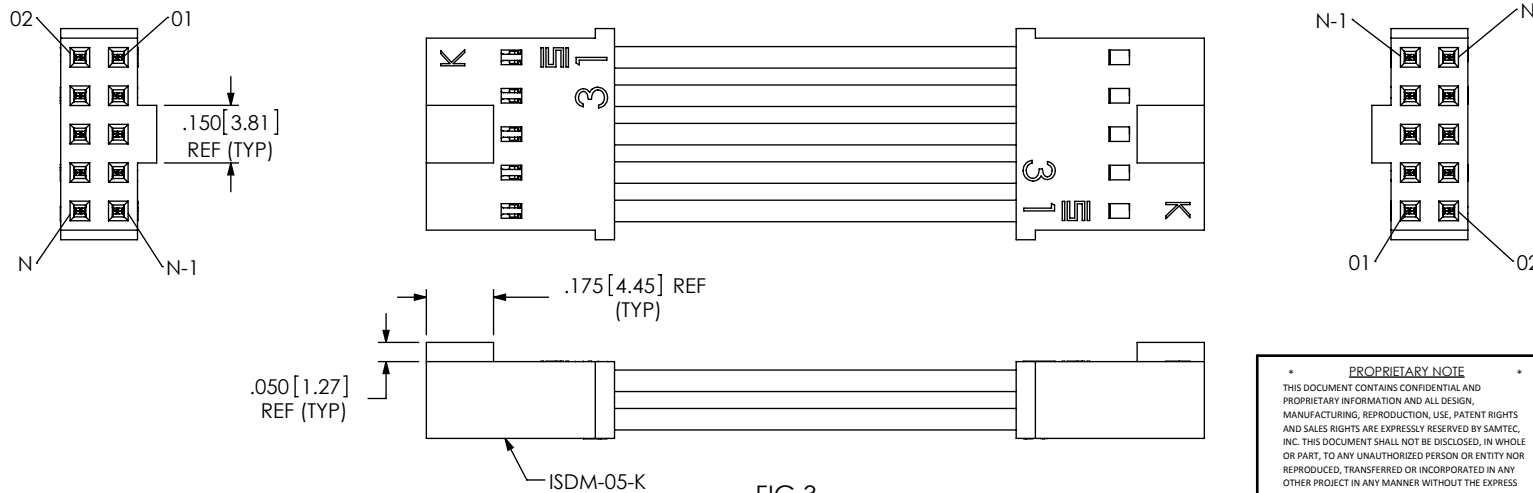


FIG 3  
SMSD-05-XXX-X-XX.XX-D-K-KUS SHOWN  
(DIFFERENT AS SHOWN, OTHERWISE SAME AS FIG 2)  
(SEE SHT 4, TABLE 4 FOR PIN MAPPING)


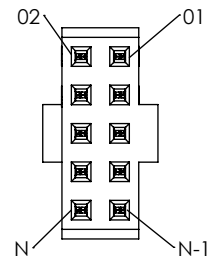

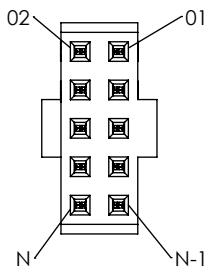
**PROPRIETARY NOTE**  
THIS DOCUMENT CONTAINS CONFIDENTIAL AND PROPRIETARY INFORMATION AND ALL DESIGN, MANUFACTURING, REPRODUCTION, USE, PATENT RIGHTS AND SALES RIGHTS ARE EXPRESSLY RESERVED BY SAMTEC, INC. THIS DOCUMENT SHALL NOT BE DISCLOSED, IN WHOLE OR PART, TO ANY UNAUTHORIZED PERSON OR ENTITY NOR REPRODUCED, TRANSFERRED OR INCORPORATED IN ANY OTHER PROJECT IN ANY MANNER WITHOUT THE EXPRESS WRITTEN CONSENT OF SAMTEC, INC.

DO NOT SCALE DRAWING  
SHEET SCALE: 2:1

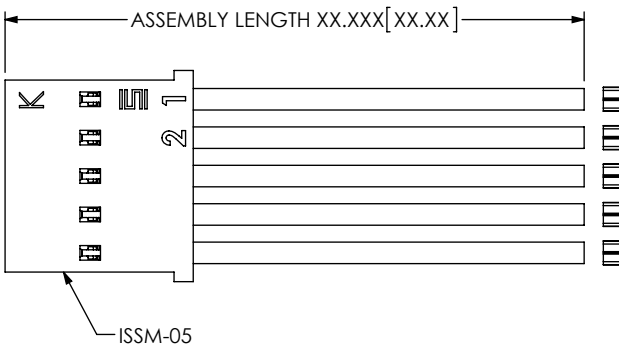
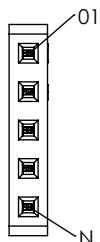


520 PARK EAST BLVD. NEW ALBANY, IN 47150  
PHONE: 812-944-6733 FAX: 812-948-5047  
e-Mail: info@SAMTEC.com code 55322

DESCRIPTION:	.100[2.54] SOCKET DISCRETE CABLE ASSEMBLY
DWG. NO.	SMSX-XX-XXX-X-XX.XX-X-X-XXX
BY:	VICKY Z 09/01/2011 SHEET 2 OF 6



**FIG 4**  
 SMSD-05-XXX-X-XX.XX-D-K-KDS SHOWN  
 (DIFFERENT AS SHOWN, OTHERWISE SAME AS FIG 3)  
 (SEE SHT 4, TABLE 4 FOR PIN MAPPING)



**FIG 5**  
 SMSS-05-XXX-X-XX.XX-S SHOWN  
 (DIFFERENT AS SHOWN, OTHERWISE SAME AS FIG 1)

**PROPRIETARY NOTE**  
 \* THIS DOCUMENT CONTAINS CONFIDENTIAL AND PROPRIETARY INFORMATION AND ALL DESIGN, MANUFACTURING, REPRODUCTION, USE, PATENT RIGHTS AND SALES RIGHTS ARE EXPRESSLY RESERVED BY SAMTEC, INC. THIS DOCUMENT SHALL NOT BE DISCLOSED, IN WHOLE OR PART, TO ANY UNAUTHORIZED PERSON OR ENTITY NOR REPRODUCED, TRANSFERRED OR INCORPORATED IN ANY OTHER PROJECT IN ANY MANNER WITHOUT THE EXPRESS WRITTEN CONSENT OF SAMTEC, INC. \*

DO NOT SCALE DRAWING

SHEET SCALE: 2:1



520 PARK EAST BLVD. NEW ALBANY, IN 47150  
 PHONE: 812-944-6733 FAX: 812-948-5047  
 e-Mail info@SAMTEC.com code 55322

DESCRIPTION:  
 .100[2.54] SOCKET DISCRETE CABLE ASSEMBLY

DWG. NO.  
 SMSX-XX-XXX-X-XX.XX-X-X-XXX

BY: VICKY Z 09/01/2011 SHEET 3 OF 6

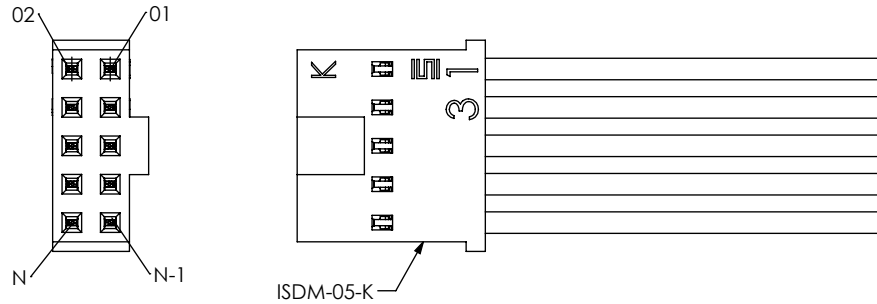


FIG 6  
SMSD-05-XXX-X-XX.XX-S-K SHOWN  
(DIFFERENT AS SHOWN, OTHERWISE SAME AS FIG 3)

TABLE 3										
SMSX COLOR CODED WIRE SEQUENCE										
COLOR										
	BROWN	RED	ORANGE	YELLOW	GREEN	BLUE	VIOLET	GRAY	WHITE	BLACK
	DWC-XX-01-300	DWC-XX-02-300	DWC-XX-03-300	DWC-XX-04-300	DWC-XX-05-300	DWC-XX-13-300	DWC-XX-07-300	DWC-XX-08-300	DWC-XX-09-300	DWC-XX-10-300
PIN #	1	2	3	4	5	6	7	8	9	10
	11	12	13	14	15	16	17	18	19	20
	21	22	23	24	25	26	27	28	29	30
	31	32	33	34	35	36	37	38	39	40
	41	42	43	44	45	46	47	48	49	50
	51	52	53	54	55	56	57	58	59	60
	61	62	63	64	65	66	67	68	69	70
	71	72	73	74	75	76	77	78	79	80

TABLE 4			
PIN MAPPING			
ROW OPTION	END OPTION	END 1	END 2
SINGLE	-KUS	01	N
	-KDS	01	01
	-KUX	01	01
	-KDX	01	N
DOUBLE	-KUS	01	N-1
	-KDS	01	02
	-KUX	01	01
	-KDX	01	01

**PROPRIETARY NOTE**  
THIS DOCUMENT CONTAINS CONFIDENTIAL AND PROPRIETARY INFORMATION AND ALL DESIGN, MANUFACTURING, REPRODUCTION, USE, PATENT RIGHTS AND SALES RIGHTS ARE EXPRESSLY RESERVED BY SAMTEC, INC. THIS DOCUMENT SHALL NOT BE DISCLOSED, IN WHOLE OR PART, TO ANY UNAUTHORIZED PERSON OR ENTITY NOR REPRODUCED, TRANSFERRED OR INCORPORATED IN ANY OTHER PROJECT IN ANY MANNER WITHOUT THE EXPRESS WRITTEN CONSENT OF SAMTEC, INC.

DO NOT SCALE DRAWING

SHEET SCALE: 2:1

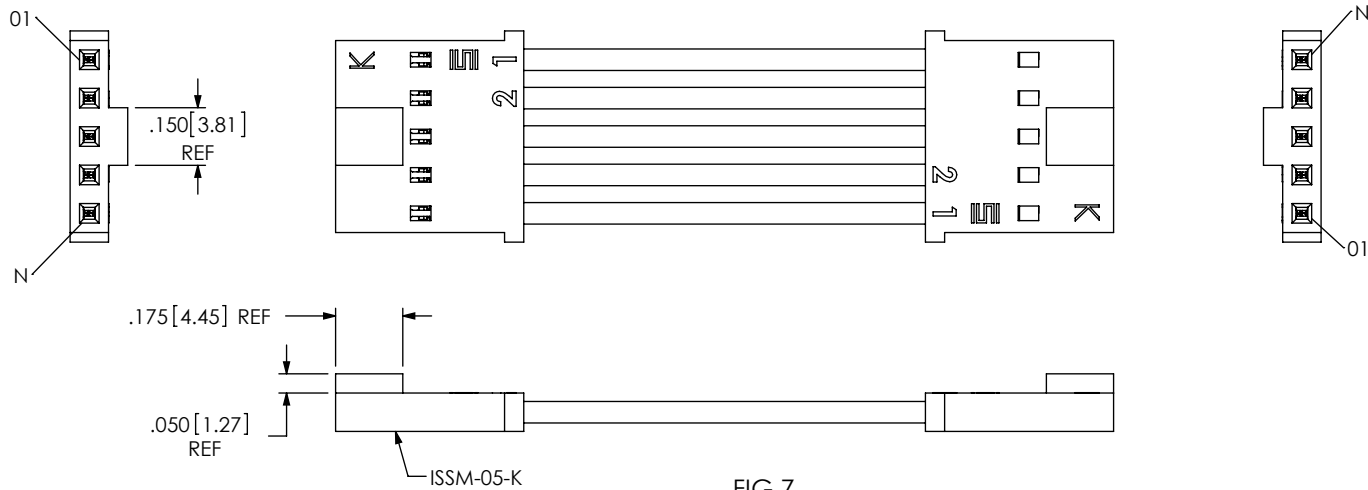


520 PARK EAST BLVD, NEW ALBANY, IN 47150  
PHONE: 812-944-6733 FAX: 812-948-5047  
e-Mail info@SAMTEC.com code 55322

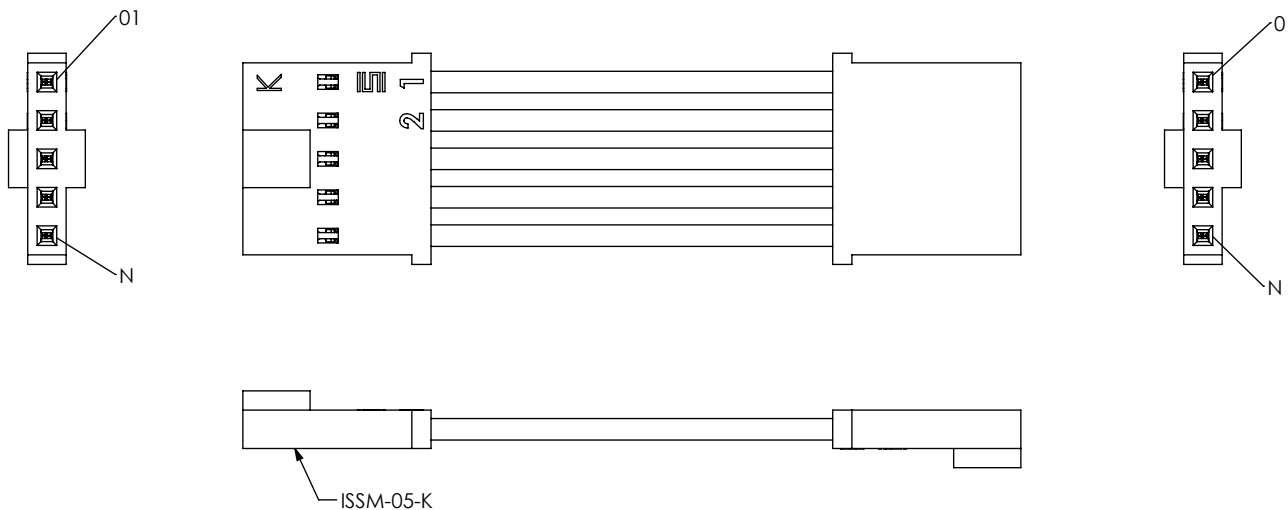
DESCRIPTION:  
.100[2.54] SOCKET DISCRETE CABLE ASSEMBLY

DWG. NO.  
SMSX-XX-XXX-X-XX.XX-X-X-XXX

BY: VICKY Z 09/01/2011 SHEET 4 OF 6



**FIG 7**  
 SMSS-05-XXX-X-XX.XX-D-K-KUS SHOWN  
 (DIFFERENT AS SHOWN, OTHERWISE SAME AS FIG 1)  
 (SEE SHT 4, TABLE 4 FOR PIN MAPPING)



**FIG 8**  
 SMSS-05-XXX-X-XX.XX-D-K-KDS SHOWN  
 (DIFFERENT AS SHOWN, OTHERWISE SAME AS FIG 7)  
 (SEE SHT 4, TABLE 4 FOR PIN MAPPING)

**PROPRIETARY NOTE**  
 \* THIS DOCUMENT CONTAINS CONFIDENTIAL AND PROPRIETARY INFORMATION AND ALL DESIGN, MANUFACTURING, REPRODUCTION, USE, PATENT RIGHTS AND SALES RIGHTS ARE EXPRESSLY RESERVED BY SAMTEC, INC. THIS DOCUMENT SHALL NOT BE DISCLOSED, IN WHOLE OR PART, TO ANY UNAUTHORIZED PERSON OR ENTITY NOR REPRODUCED, TRANSFERRED OR INCORPORATED IN ANY OTHER PROJECT IN ANY MANNER WITHOUT THE EXPRESS WRITTEN CONSENT OF SAMTEC, INC.

DO NOT SCALE DRAWING

SHEET SCALE: 2:1



520 PARK EAST BLVD, NEW ALBANY, IN 47150  
 PHONE: 812-944-6733 FAX: 812-948-5047  
 e-Mail: info@SAMTEC.com code 55322

DESCRIPTION:  
 .100[2.54] SOCKET DISCRETE CABLE ASSEMBLY

DWG. NO.  
**SMSX-XX-XXX-X-XX.XX-X-X-XXX**

BY: VICKY Z 09/01/2011 SHEET 5 OF 6

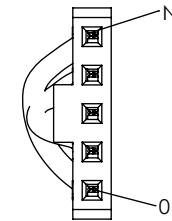
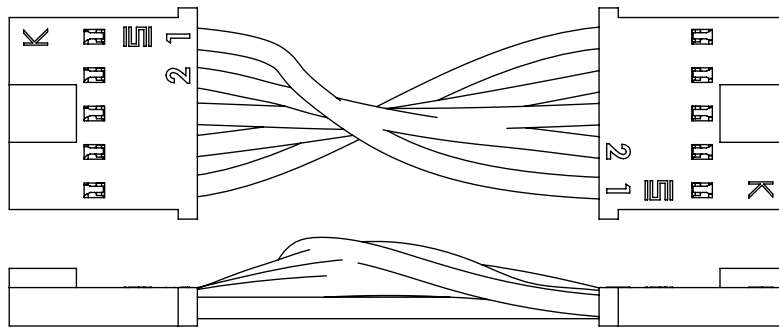
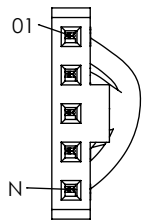


FIG 9  
 SMSS-05-XXX-X-XX.XX-D-K-KUX SHOWN  
 (DIFFERENT AS SHOWN, OTHERWISE SAME AS FIG 7)  
 (SEE SHT 4, TABLE 4 FOR PIN MAPPING)

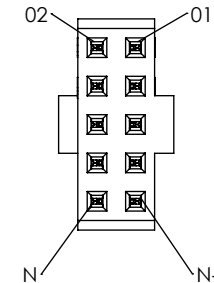
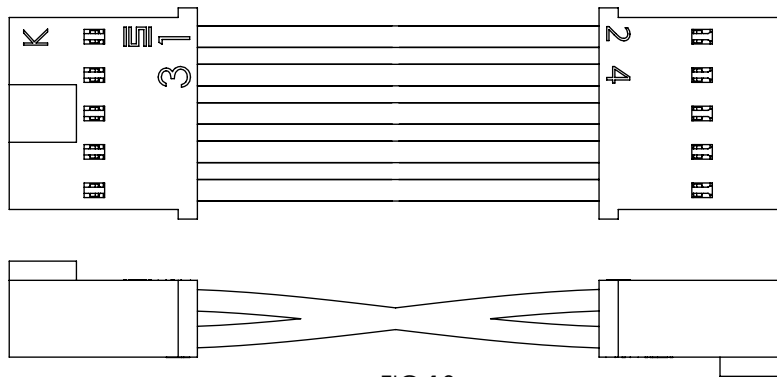
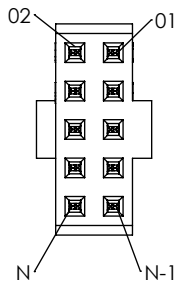


FIG 10  
 SMSD-05-XXX-X-XX.XX-D-K-KDX SHOWN  
 (DIFFERENT AS SHOWN, OTHERWISE SAME AS FIG 4)  
 (SEE SHT 4, TABLE 4 FOR PIN MAPPING)

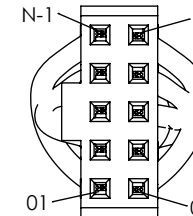
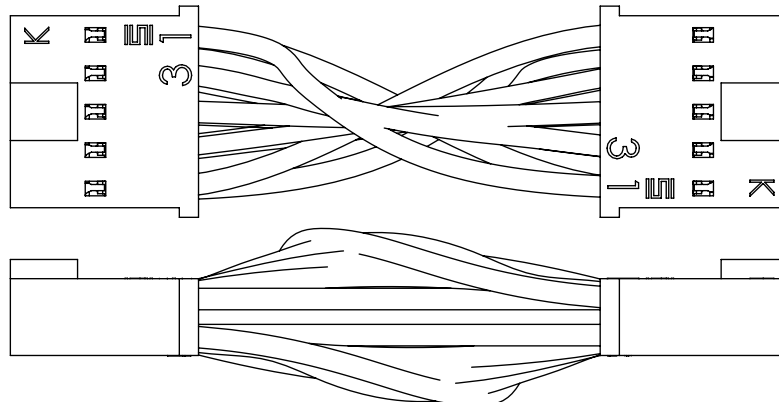
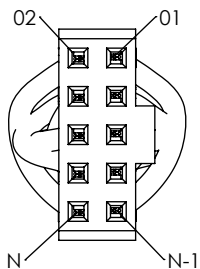


FIG 11  
 SMSD-05-XXX-X-XX.XX-D-K-KUX SHOWN  
 (DIFFERENT AS SHOWN, OTHERWISE SAME AS FIG 3)  
 (SEE SHT 4, TABLE 4 FOR PIN MAPPING)

**PROPRIETARY NOTE**  
 \* THIS DOCUMENT CONTAINS CONFIDENTIAL AND PROPRIETARY INFORMATION AND ALL DESIGN, MANUFACTURING, REPRODUCTION, USE, PATENT RIGHTS AND SALES RIGHTS ARE EXPRESSLY RESERVED BY SAMTEC, INC. THIS DOCUMENT SHALL NOT BE DISCLOSED, IN WHOLE OR PART, TO ANY UNAUTHORIZED PERSON OR ENTITY NOR REPRODUCED, TRANSFERRED OR INCORPORATED IN ANY OTHER PROJECT IN ANY MANNER WITHOUT THE EXPRESS WRITTEN CONSENT OF SAMTEC, INC.

DO NOT SCALE DRAWING

SHEET SCALE: 2:1



520 PARK EAST BLVD, NEW ALBANY, IN 47150  
 PHONE: 812-944-6733 FAX: 812-948-5047  
 e-Mail info@SAMTEC.com code 55322

DESCRIPTION:  
 .100[2.54] SOCKET DISCRETE CABLE ASSEMBLY

DWG. NO.  
**SMSX-XX-XXX-X-XX.XX-X-X-XXX**

BY: VICKY Z 09/01/2011 SHEET 6 OF 6