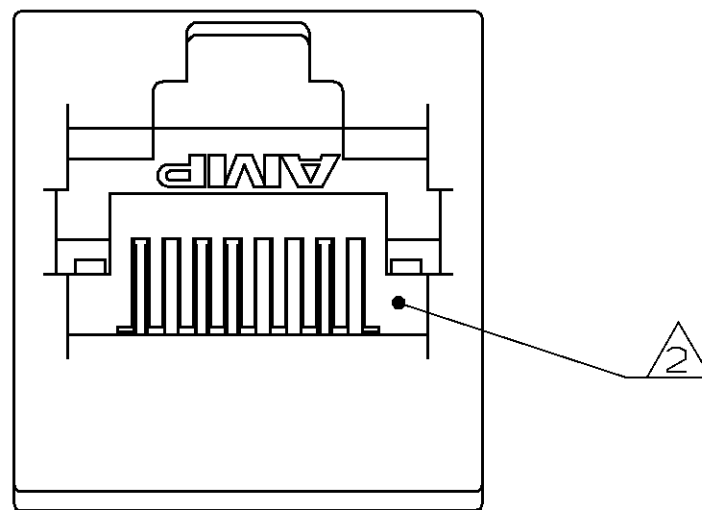
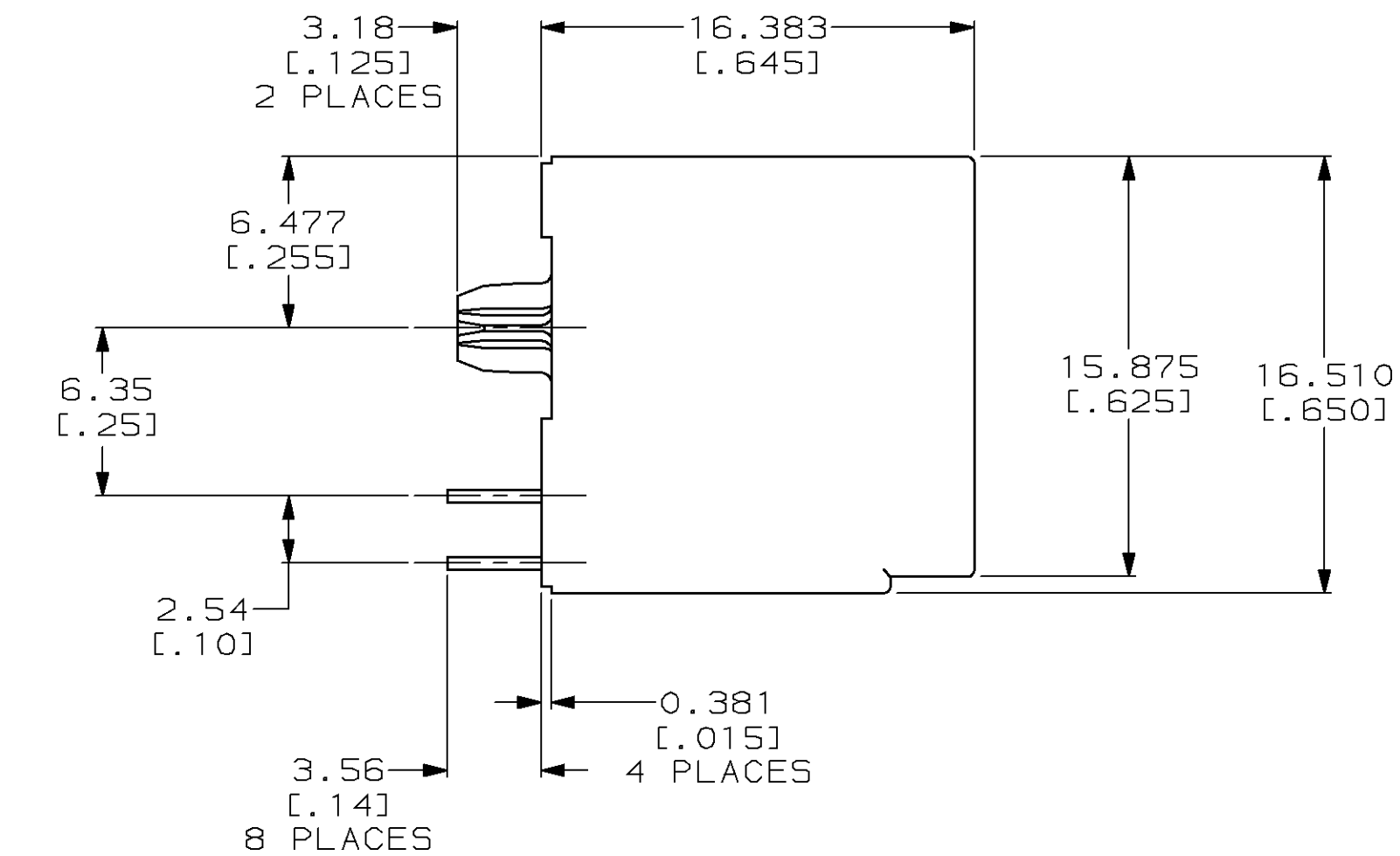
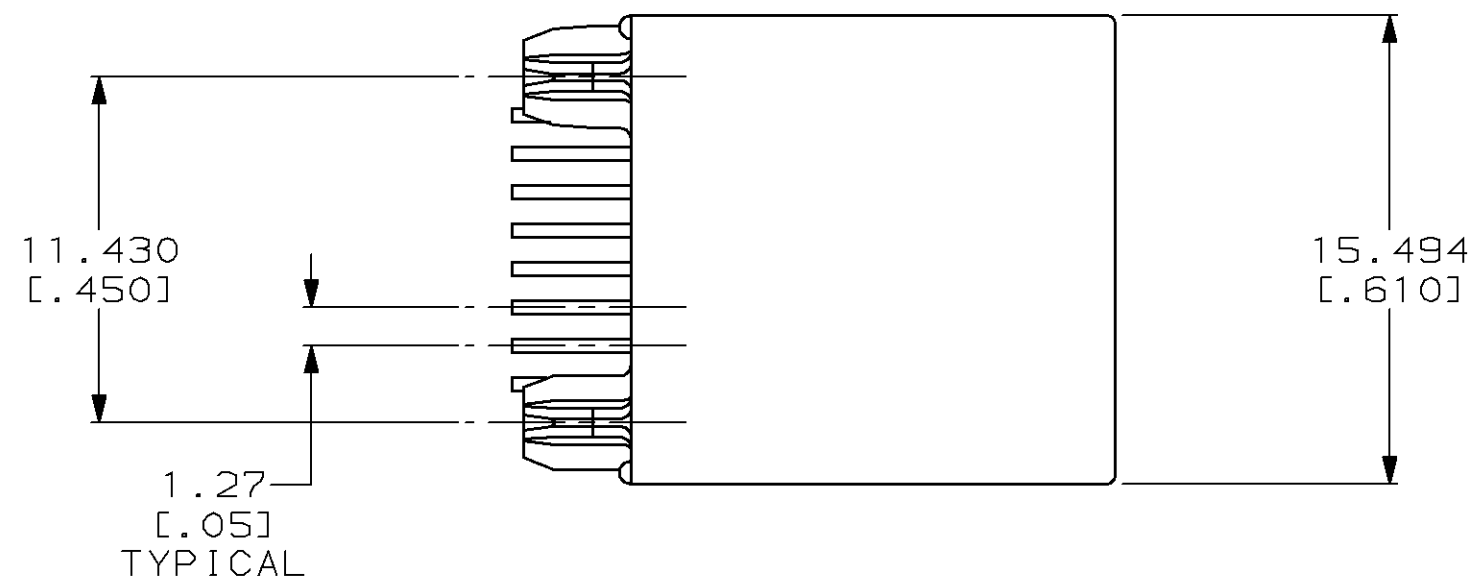
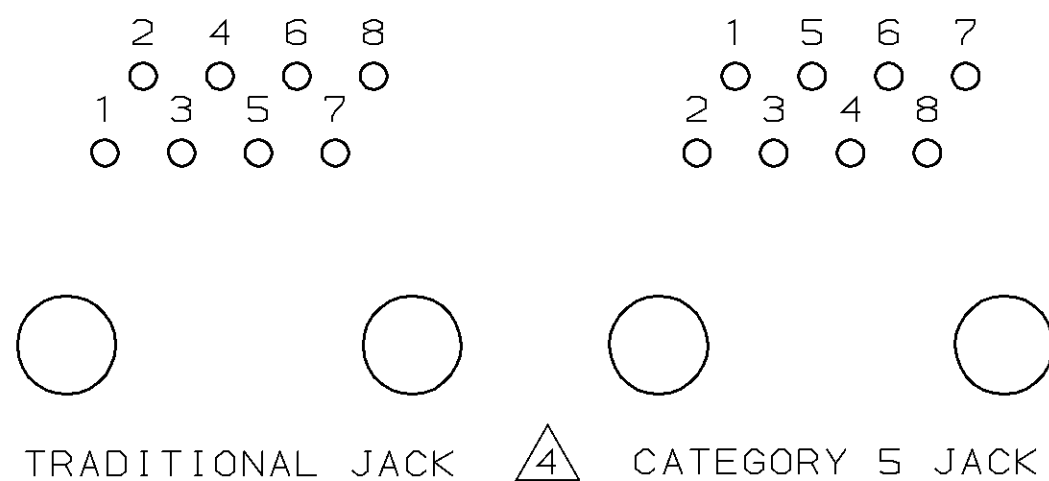
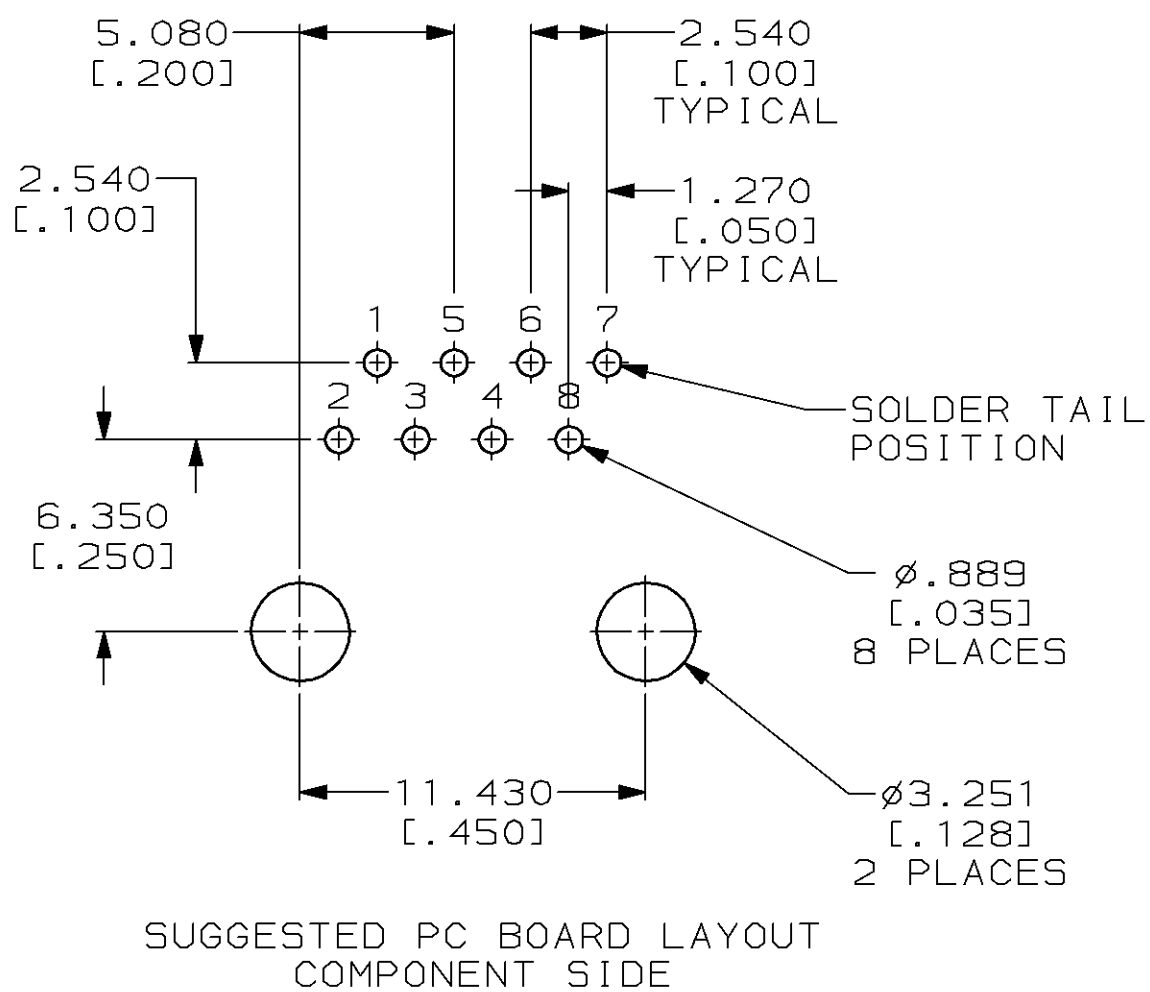


THIS DRAWING IS UNPUBLISHED. RELEASED FOR PUBLICATION
 © COPYRIGHT 19 BY AMP INCORPORATED. ALL RIGHTS RESERVED.

| LOC | | DIST | | REVISIONS | | | |
|-----|-----|-------------|----------------------|-----------|------|----|--|
| P | LTR | DESCRIPTION | DATE | DWN | APVD | | |
| AA | 22 | E | REV; EC 0502-0016-98 | 22JAN98 | DS | CB | |



- 1 MATERIAL: HOUSING - POLYESTER MOLDING COMPOUND, BLACK, UL 94V-0. TERMINALS - 0.33[.013] THICK PHOS BRONZE PLATED WITH 1.27µm[.000050] MINIMUM THICK HARD GOLD IN LOCALIZED AREA AND 3.81µm[.000150] MINIMUM THICK TIN-LEAD IN SOLDER AREA OVER 1.27µm[.000050] MINIMUM THICK UNDERPLATE. TERMINAL INSERT PLASTIC: POLYESTER MOLDING COMPOUND, GRAY, UL 94V-0.
- 2 JACK CAVITY CONFORMS TO FCC RULES AND REGULATIONS, PART 68 SUBPART F.
- 3 ALL DIMENSIONS SHOWN ARE NOMINAL UNLESS OTHERWISE SPECIFIED.
- 4 CAUTION: CATEGORY 5 JACK SOLDER TAIL POSITIONS DO NOT FOLLOW SAME NUMBER SEQUENCE AS THAT OF TRADITIONAL JACKS.



558397-1
PART NO.

| | | | | |
|---|--|--------------------------------|--|-----------------------|
| THIS DRAWING IS A CONTROLLED DOCUMENT FOR AMP INCORPORATED. IT IS SUBJECT TO CHANGE AND THE CONTROLLING ENGINEERING ORGANIZATION SHOULD BE CONTACTED FOR THE LATEST REVISION. | | DWN D. STRAUSSER 05AUG96 | AMP Incorporated Harrisburg, PA 17105-3608 | |
| DIMENSIONS: mm [INCHES] | | CHK N. JONES 09AUG96 | NAME MODULAR JACK ASSEMBLY, 8 POSITION, TOP ENTRY, CATEGORY 5 | |
| TOLERANCES UNLESS OTHERWISE SPECIFIED: 0 PLC ±- 1 PLC ±- 2 PLC ±0.25[.01] 3 PLC ±0.127[.005] 4 PLC ±- ANGLES ±- FINISH ±- | | APVD J. TONEY 16AUG96 | PRODUCT SPEC - | APPLICATION SPEC - |
| MATERIAL | | WEIGHT - | SIZE A2 | CAGE CODE 00779 |
| CUSTOMER DRAWING | | DRAWING NO. C-558397 | | SCALE 4:1 |
| | | SHEET 1 OF 1 | | REV E |