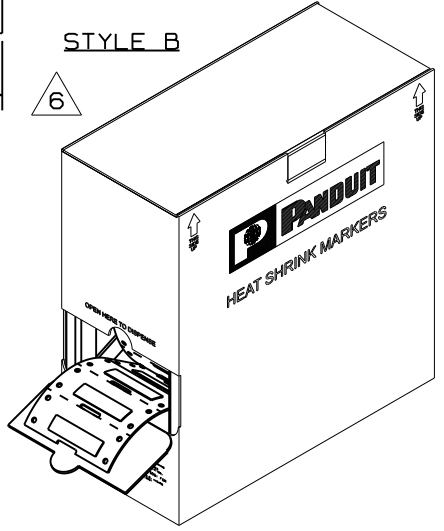
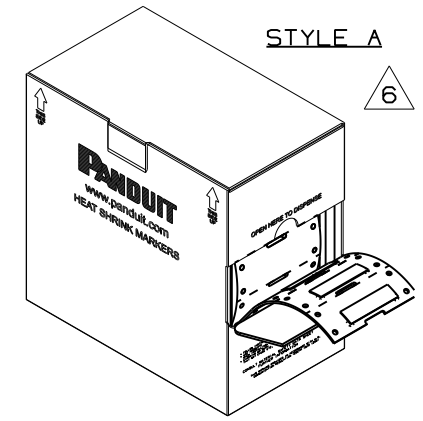
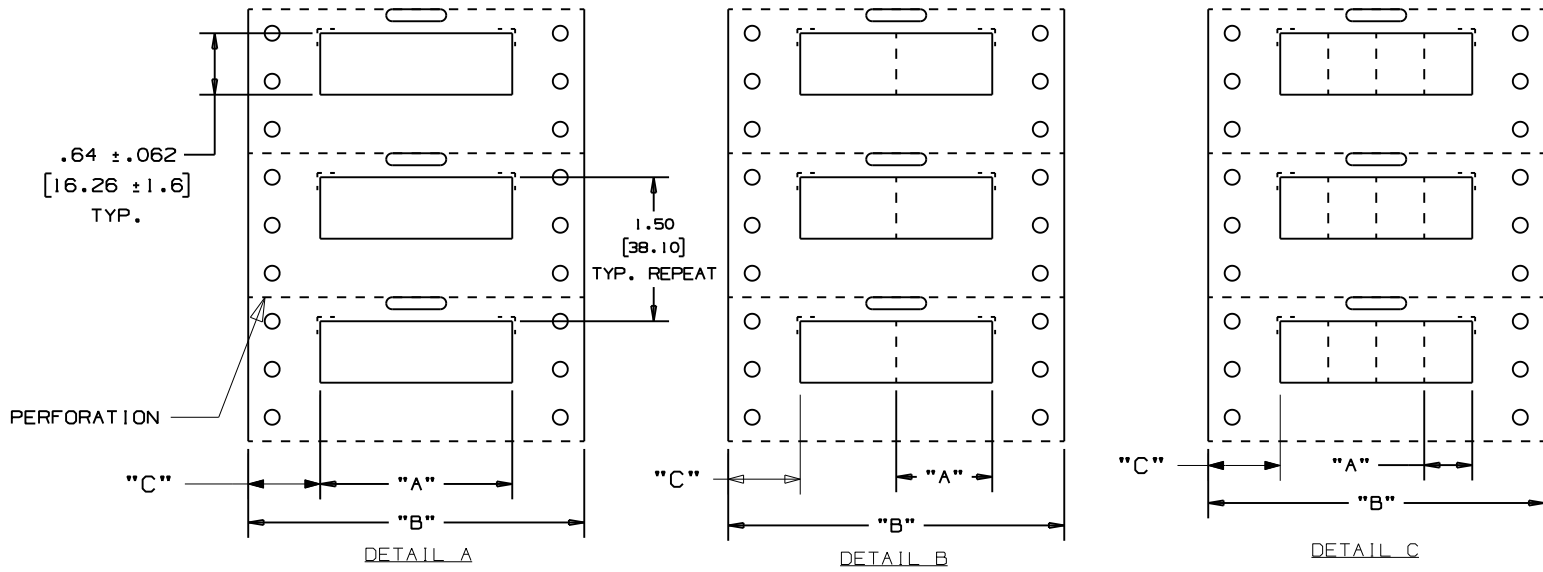


THIS COPY IS PROVIDED ON A RESTRICTED BASIS AND IS NOT TO BE USED IN ANY WAY DETRIMENTAL TO THE INTERESTS OF PANDUIT CORP.



PART NUMBER	SEE DETAIL	"A" +/- .062	"B"	"C"	MARKER ACROSS	TUBING COLOR	SEE STYLE
H200X064F IT	A	2.00 [50.80]	3.50 [88.90]	.75 [19.1]	1	WHITE	A
H100X064F IT	B	1.00 [25.40]		.75 [19.1]	2	WHITE	
H050X064F IT	C	0.50 [12.70]		.75 [19.1]	4	WHITE	
H200X064F IT - B	A	2.00 [50.80]		.75 [19.1]	1	WHITE	B
H100X064F IT - B	B	1.00 [25.40]		.75 [19.1]	2	WHITE	
H050X064F IT - B	C	0.50 [12.70]		.75 [19.1]	4	WHITE	

NOTES:
1. DIMENSION IN [] ARE IN MILLIMETERS.

CAD FILENAME/LAYERS 100923NU-DC-C10219/07G

PANDUIT CORP. TINLEY PARK, ILLINOIS

CUSTOMER DRAWING H***x064F** OPTIMUM
COMPUTER PRINTABLE HEAT SHRINK MARKERS

UNLESS OTHERWISE SPECIFIED,
DIMENSIONAL TOLERANCES ARE:
(.X) ± .12 (.XXX) ± .020
(.XX) ± .062 ANGLES ±

UNLESS OTHERWISE SPECIFIED,
ALL DIMENSIONS ARE GIVEN
IN INCHES, THIRD ANGLE PROJECTION.

REV	DATE	BY	CHK	DESCRIPTION	ECN	R	CUST	SUP
6	12/2/10	RVU		Change boxes design.	6230	R		
5	5/21/09	RVU		+/- .12, +/- .062, +/- .020 WAS +/- .03, +/- .032, +/- .010. HT: .64 +/- .062 WAS .640. MAT'L, HSK TUBING GMH531, 3.5 WIDE LINER WAS GMHS. ADD "A" +/- .062. ADD STYLE B VIEW FOR BULK BOX. VIEW UPDATE.	5593	R		

DRAWN BY RVU	MAT'L: HEATSHRINK TUBING GMH531, 3.5 WIDE LINER	SCALE NTS
DATE 9-29-04		DRAWING NO. C10219
CHK'D		DWG A SIZE