

REV. Status
REVISION - 06/01/92 TS
REVISION A REV'D DC RES 08/17/99 TS
REVISION B ADDED RoHS 12/05/05 MP
REVISION C NOTE 5: 100KHz WAS 3.5KHz 05/05/06 MP
REVISION D ADDED TEMP RATING 5/6/15 MP

A. Electrical Specifications (@ 20 ° C)

1. Pri Source Impedance; 135Ω
2. Sec Load Impedance; 135ΩCT
3. Pri DC Current; 10mA MAX
4. Operating Level; 50mW MAX @ 300 Hz
5. Frequency Response (relative to 1 KHz); ±2.0dB, @ 300 Hz to 100 KHz
6. Longitudinal Balance; 60dB MIN @ 1KHz
7. DC Resistance;
 - (1-2) 10.5Ω + 30%, -10%
 - (3-5) 10.8Ω + 30%, -10%
8. Turns Ratio; (1-2) : (3-5) = 1.00 : 1.00 ±2
9. Dielectric Strength; 1500 Vrms (10mA peak MAX) 1 minute @ Pri - Sec

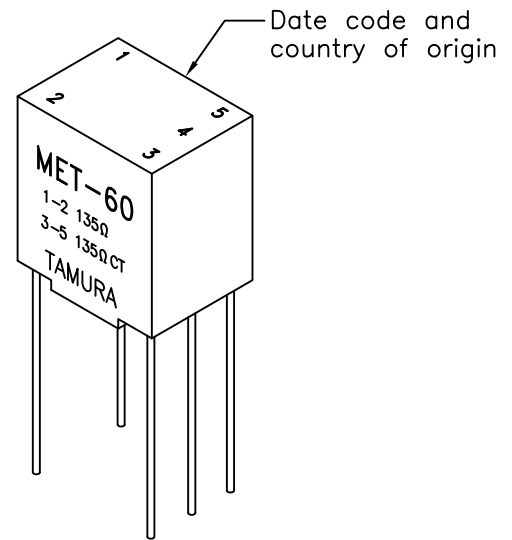
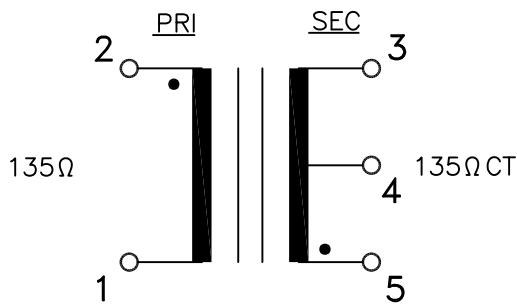


MODEL NUMBER
MET-60

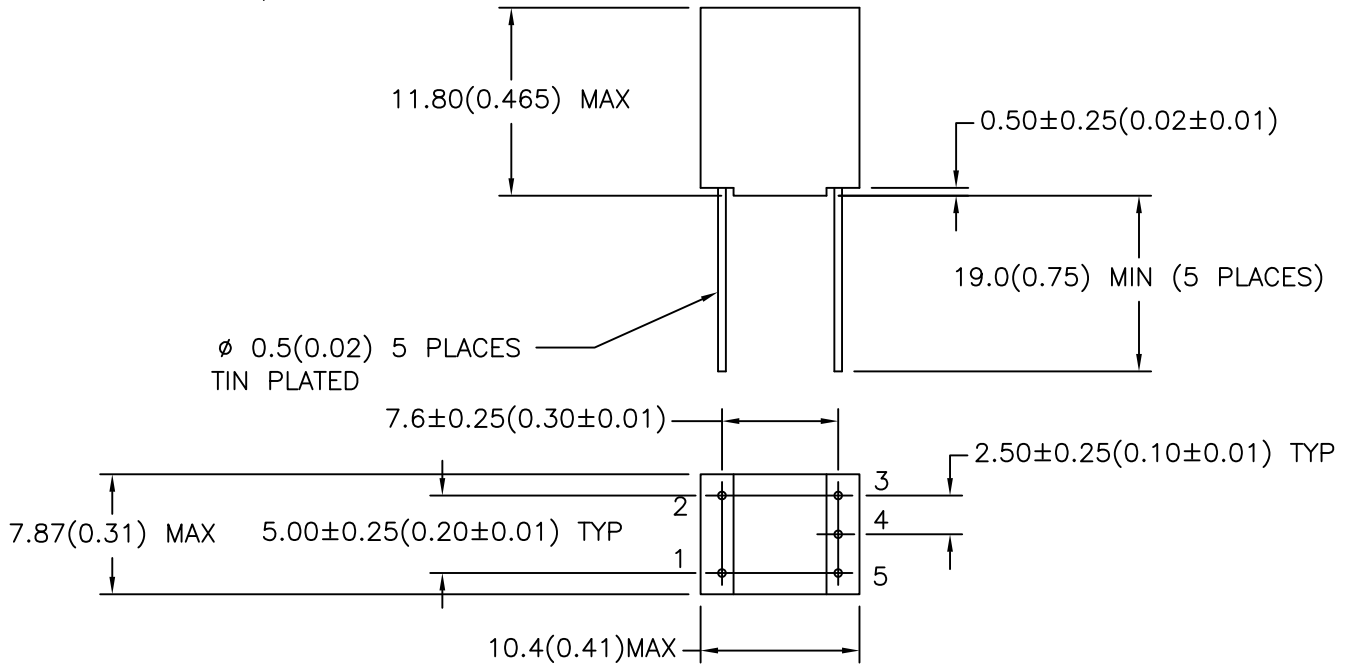
B. Marking; MET-60, TAMURA, Primary and Secondary Impedance, pin numbers, date code and country of origin

C. Operating Temperature: -20 to +85°C
Storage Temperature: -55 to +105°C

D. Schematic Diagram



E. Mechanical Specifications



TOLERANCES (mm)
≤ 4 ± 0.2
4 ≤ 20 ± 0.3
20 ≤ 50 ± 0.4

PREPARED BY:

C. POPPE

ENGINEER:

MATHI P.

SAFETY ENGINEER

DRAWING CONTROL NO. P-A1-10696	REV D	MODEL DESCRIPTION AUDIO COUPLING MINIATURE ENCAPSULATED XFMR	MODEL SPECIFICATION MET-60
CONTENTS OF THIS DRAWING ARE SUBJECT TO CHANGE WITHOUT PRIOR NOTICE TAMURA CORPORATION OF AMERICA 1040 SOUTH ANDREASEN DRIVE, #100 ESCONDIDO, CA. 92029 (951) 699-1270 FAX 7607400536			DIM: mm [In] SCL: 2/1 SH: 1 OF 1

APPROVED:

M. PITCHAI

PROPRIETARY NOTICE: THIS DRAWING PRINT OR DOCUMENT AND SUBJECT MATTER DISCLOSED HEREIN ARE PROPRIETARY ITEMS TO WHICH TAMURA RETAINS THE EXCLUSIVE RIGHT OF DISSEMINATION, REPRODUCTION, MANUFACTURE AND SALE. THIS DRAWING, PRINT OR DOCUMENT IS SUBMITTED IN CONFIDENCE FOR CONSIDERATION BY THE RECIPIENT ALONE UNLESS PERMISSION FOR FURTHER DISCLOSURE IS EXPRESSLY GRANTED IN WRITING.