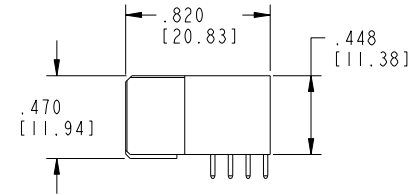
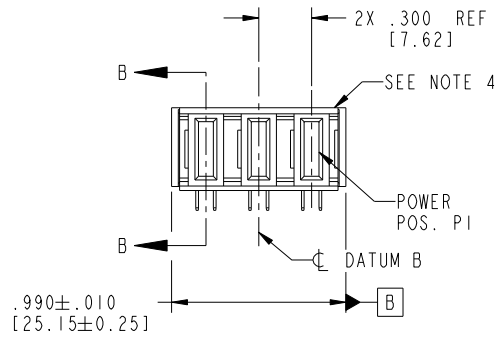


Tous droits strictement reserves. Reproduction ou communication a des tiers interdite sous quelque forme que ce soit sans autorisation écrite du propriétaire. Propriete de c FCI. Droits de reproduction FCI.



All rights strictly reserved. Reproduction or issue to third parties in any form whatever is not permitted without written authority from the proprietor. Property of FCI. Copyright FCI.

PRODUCT NO. 51915-056-- NOTE:3	POWER		
	P3	P2	P1
	PC	PC	PA



CODE	DIM "M" MATING LENGTH	CONTACT TYPE
PA	.042 [1.07]	POWER
PC	.092 [2.34]	POWER

mat'l code SEE NOTE 2				tolerances unless otherwise specified		CUSTOMER		 www.fciconnect.com	
ltr	ecn no.	dr	date	linear	.XX±.01/0.X±0.3	COPY		title	
A	V04-0800	TAB	08/05/04		.XXX±.005/0.XX±0.13	projection		3ACP	
B	DG05-0370	CS	09/30/05		.XXX±.0020/0.XXX±0.051			R/A SOLDER RECEPTACLE	
C	DG09-0003	WD	02/03/09	angles	0°±2°			product family PwrBlade code	
				dr	T. BRUNGARD 08/05/04	scale		size	
				enr	M. GRAY 08/05/04	1:1		dwg no	
				chr	M. GRAY 08/05/04	A		51915-056	
				appd	M. GRAY 08/05/04			sheet	
				sheet index				1 of 4	
				revision sheet					
					C C C C				
					1 2 3 4				

cage code 22526

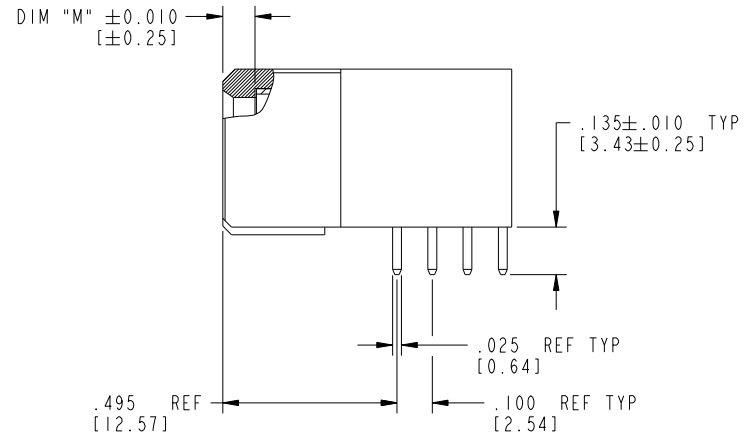
Pro/E

Tous droits strictement reserves. Reproduction ou communication a des tiers interdite sous quelque forme que ce soit sans autorisation écrite du propriétaire. Propriete de c FCI. Droits de reproduction FCI.



All rights strictly reserved. Reproduction or issue to third parties in any form whatsoever is not permitted without written authority from the proprietor. Property of FCI. Copyright FCI.

PRODUCT NUMBER
51915-056__
NOTE: 3



BROKEN-OUT SECTION B-B
SCALE 2:1

mat'l code		SEE NOTE 2		tolerances unless otherwise specified		CUSTOMER		 www.fciconnect.com	
ltr	ecn no.	dr	date	linear	.XX±.01/0.X±0.3	COPY		title	
C					.XXX±.005/0.XX±0.13	projection		3ACP	
				angles	.XXX±.002/0.XXX±0.051			R/A SOLDER RECEPTACLE	
				dr	T. BRUNGARD 08/05/04	INCH/MM		product family PwrBlade code	
				enr	M. GRAY 08/05/04	scale		size dwg no 213	
				chr	M. GRAY 08/05/04	1:1		A 51915-056 sheet	
				appd	M. GRAY 08/05/04			2 of 4	
sheet index	revision sheet								

cage code 22526

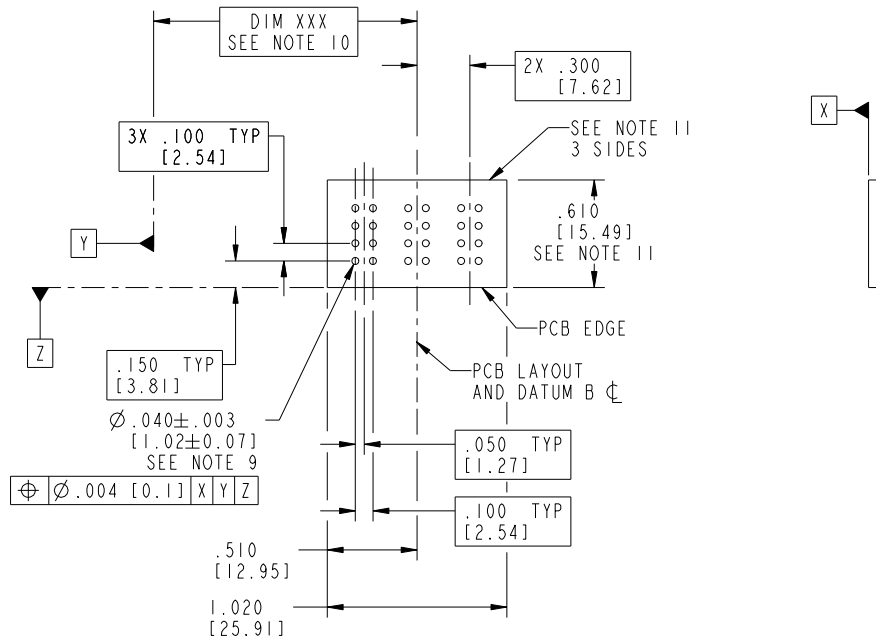
Pro/E

Tous droits strictement réservés. Reproduction ou communication à des tiers interdite sous quelque forme que ce soit sans autorisation écrite du propriétaire. Propriété de c.FCI. Droits de reproduction FCI.



All rights strictly reserved. Reproduction or issue to third parties in any form whatsoever is not permitted without written authority from the proprietor. Property of FCI. Copyright FCI.

PRODUCT NUMBER
51915-056--
NOTE: 3



mat'l code		SEE NOTE 2		tolerances unless otherwise specified		CUSTOMER				www.fciconnect.com	
ltr	ecn no.	dr	date	linear	.XX±.01/0.X±0.3	COPY		projection		title	
C					.XXX±.005/0.XX±0.13	INCH/MM		3ACP		R/A SOLDER RECEPTACLE	
				angles	.XXX±.0020/0.XXX±0.051	scale		product family		code	
				dr	0°±2°	1:1		PwrBlade		213	
				enr	T. BRUNGARD 08/05/04	A		size		sheet	
				chr	M. GRAY 08/05/04	A		dwg no		3 of 4	
				appd	M. GRAY 08/05/04	A		51915-056			
sheet index	revision sheet										

cage code 22526

Pro/E

Tous droits strictement reserves. Reproduction ou communication a des tiers interdite sous quelque forme que ce soit sans autorisation écrite du propriétaire. Propriete de c FCI. Droits de reproduction FCI.



All rights strictly reserved. Reproduction or issue to third parties in any form whatever is not permitted without written authority from the proprietor. Property of FCI. Copyright FCI.

PRODUCT NUMBER
51915-056__
NOTE: 3

NOTES:

1. DIMENSIONS AND TOLERANCES ARE IN ACCORDANCE WITH ASME Y14.5M, 1994 UNLESS OTHERWISE SPECIFIED.

CONNECTOR NOTES:

2. HOUSING MATERIAL: UL 94 V-0 GLASS FILLED HIGH-TEMP THERMOPLASTIC

POWER CONTACT MATERIAL: COPPER ALLOY
SIGNAL PIN MATERIAL: COPPER ALLOY

3. SEE ITEM 5 & 6 IN PRINT 10064183 FOR PLATING SPEC OF 51915-056 AND 51915-056LF RESPECTIVELY.

4. MANUFACTURER'S NAME, P/N, AND DATE CODE TO APPEAR ON THIS SURFACE.

5. PRODUCT SPECIFICATION GS-12-149.
APPLICATION SPECIFICATION BUS-20-067.

6. PACKAGED IN TRAYS.

PCB NOTES:

7. ALL HOLE DIAMETERS ARE FINISHED HOLE SIZE.

8. MOUNTING HOLES, WHERE APPLICABLE, ARE UNPLATED.

9. $\varnothing .0453 \pm .0010$ [1.151 \pm 0.025] DRILLED HOLES PLATED WITH
.0003 [0.008] MIN SnPb OVER .001 [0.03]
TO .003 [0.08] Cu PLATING TO ACHIEVE
 $\varnothing .040 \pm .003$ [1.02 \pm .07] HOLE.

10. "DIM XXX" TO BE DETERMINED BY THE CUSTOMER.

11. CONNECTOR KEEP-OUT ZONE.

12. A \triangle SYMBOL WILL BE NEXT TO ANY DIMENSION, VIEW, OR NOTE WHICH HAS BEEN MODIFIED WITH THE CURRENT DRAWING REVISION.

mat'l code		SEE NOTE 2		tolerances unless otherwise specified		CUSTOMER		FCI		www.fciconnect.com	
ltr	ecn no.	dr	date	linear	.XX±.01/0.X±0.3	COPY					
C					.XXX±.005/0.XX±0.13	projection		title 3ACP			
				angles	.XXX±.0020/0.XXX±0.051			R/A SOLDER RECEPTACLE			
				dr	0°+2°	INCH/MM		product family PwrBlade		code 213	
				enr	T. BRUNGARD 08/05/04	scale		size		sheet 4 of 4	
				chr	M. GRAY 08/05/04	1:1		dwg no		213	
				appd	M. GRAY 08/05/04			A		51915-056	
sheet index	revision sheet										

cage code 22526