

HC3A

High Power Resonant Capacitors



FEATURES

High AC Voltage - High current

APPLICATIONS

Induction Heating - Tank Circuits

KVAR	300
CAPACITANCE TOLERANCE	+/-10%
MAXIMUM CORE TEMPERATURE	+85°C
SURFACE TEMPERATURE	+45°C (Above 45°C the KVAR rating must be de-rated by 2.25%/°C)
CONSTRUCTION	Self-healing
SELF INDUCTANCE	< 3 nH
DIELECTRIC	Polypropylene
FLAME RETARDANT	UL94V0

Standard part listing

Capacitance (µF)	VAC	IC part number	Maximum RMS current (A)	MAX power kvar	Frequency range (kHz)	ESR (mΩ) 100kHz, +25°C	Dimensions (mm)			Terminal Style
							B	H	L	
0.10	1000	104HC3A102K2SM6	300	300	478	1.5	30.2	30	68	2SM6
0.17	1000	174HC3A102K2SM6	300	300	281	1.4	30.2	30	68	2SM6
0.33	800	334HC3A800K2SM6	400	300	225-256	1.2	30.2	30	68	2SM6
0.50	800	504HC3A800K2SM6	400	300	149-170	1.1	30.2	30	68	2SM6
0.66	700	664HC3A700K2SM6	450	300	147-163	1.0	30.2	30	68	2SM6
1.33	600	135HC3A600K2SM6	500	300	99	0.9	30.2	30	68	2SM6
2.40	500	245HC3A500K2SM6	600	300	79	0.8	30.2	30	68	2SM6

Americas / EU
 Phone: 1-508-996-8561
 Email: cdena@cde.com



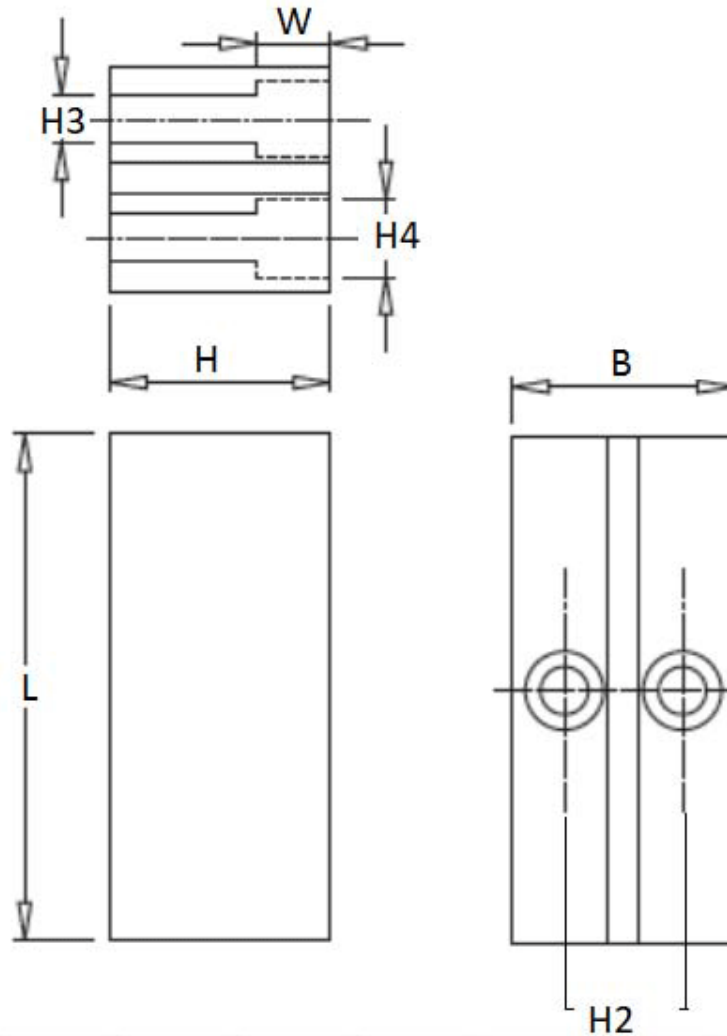
Asia
 Phone: 852-2793-0931
 Email: cdeasia@cde.com

HC3A

High Power Resonant Capacitors



TERMINAL STYLE: 2SM6



L	H	B	H2	H3	H4	W
68±0.5	30±0.5	30.2±0.1	16	6.5	10.5	10
Tightening torque: 15Nm MAX						

Americas / EU
 Phone: 1-508-996-8561
 Email: cdena@cde.com



Asia
 Phone: 852-2793-0931
 Email: cdeasia@cde.com

Sep-20

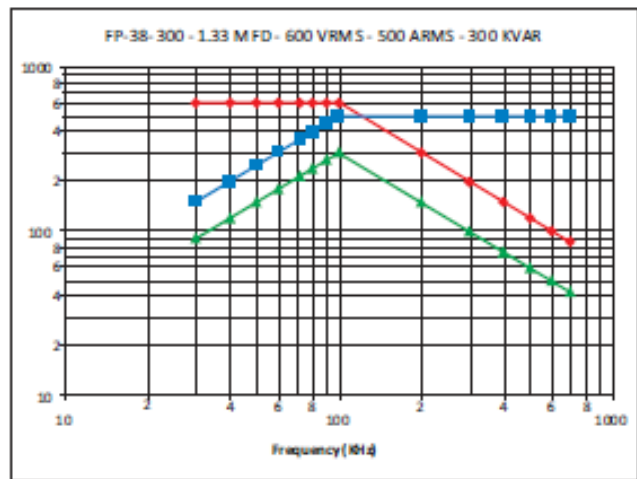
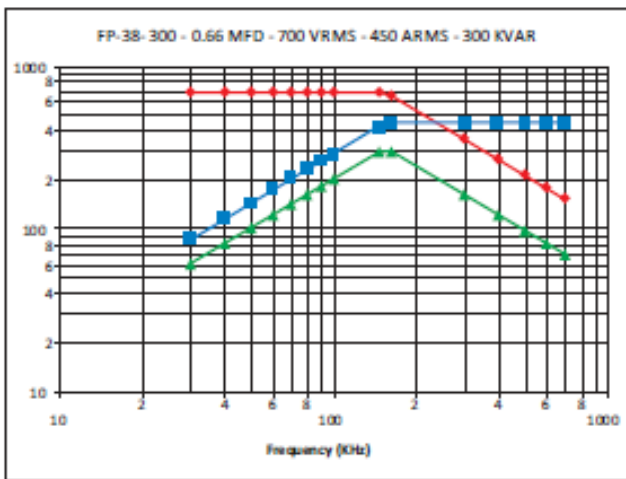
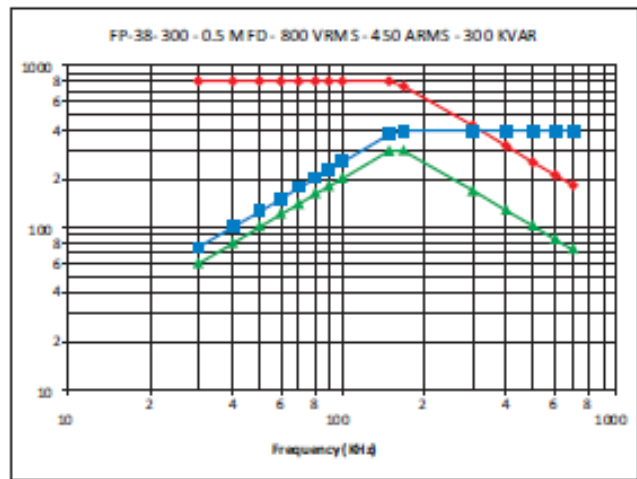
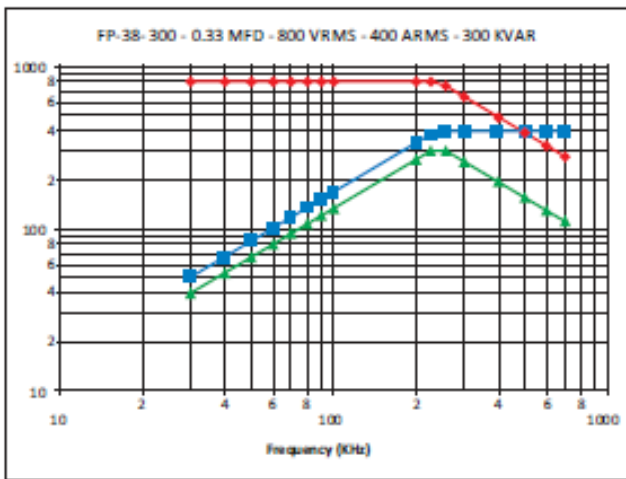
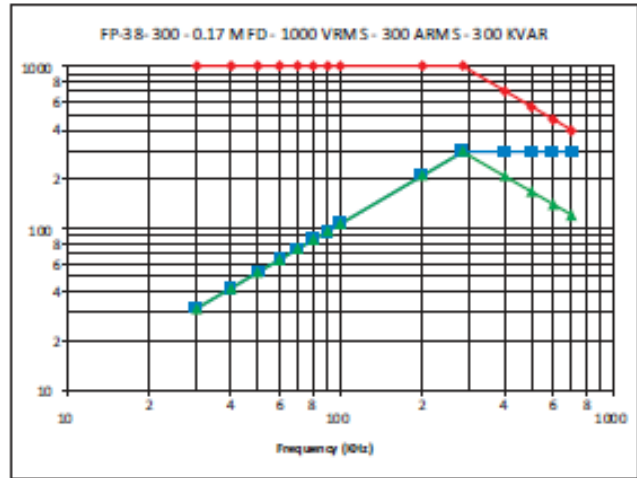
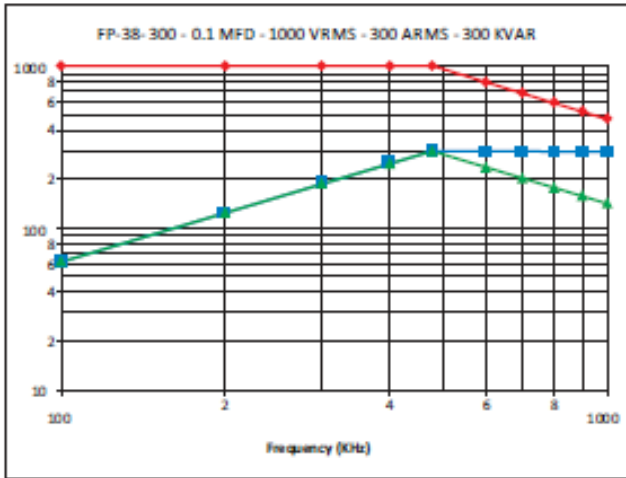
HC3A

High Power Resonant Capacitors



Frequency Derating

—●— Voltage —■— Current —▲— Power



Americas / EU
Phone: 1-508-996-8561
Email: cdena@cde.com



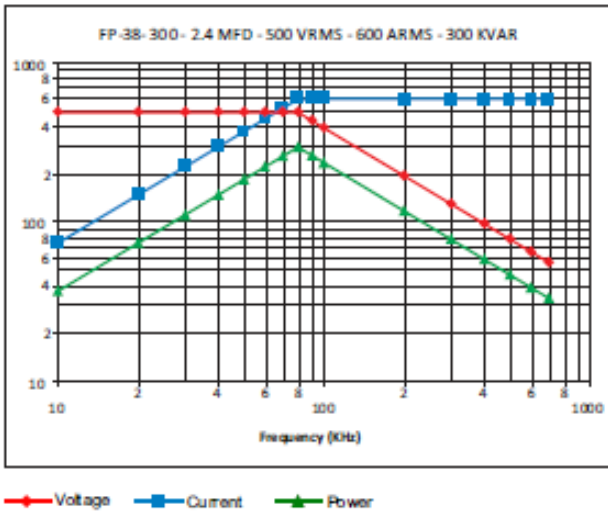
Asia
Phone: 852-2793-0931
Email: cdeasia@cde.com

HC3A

High Power Resonant Capacitors



Frequency Derating



Americas / EU
Phone: 1-508-996-8561
Email: cdena@cde.com



Asia
Phone: 852-2793-0931
Email: cdeasia@cde.com