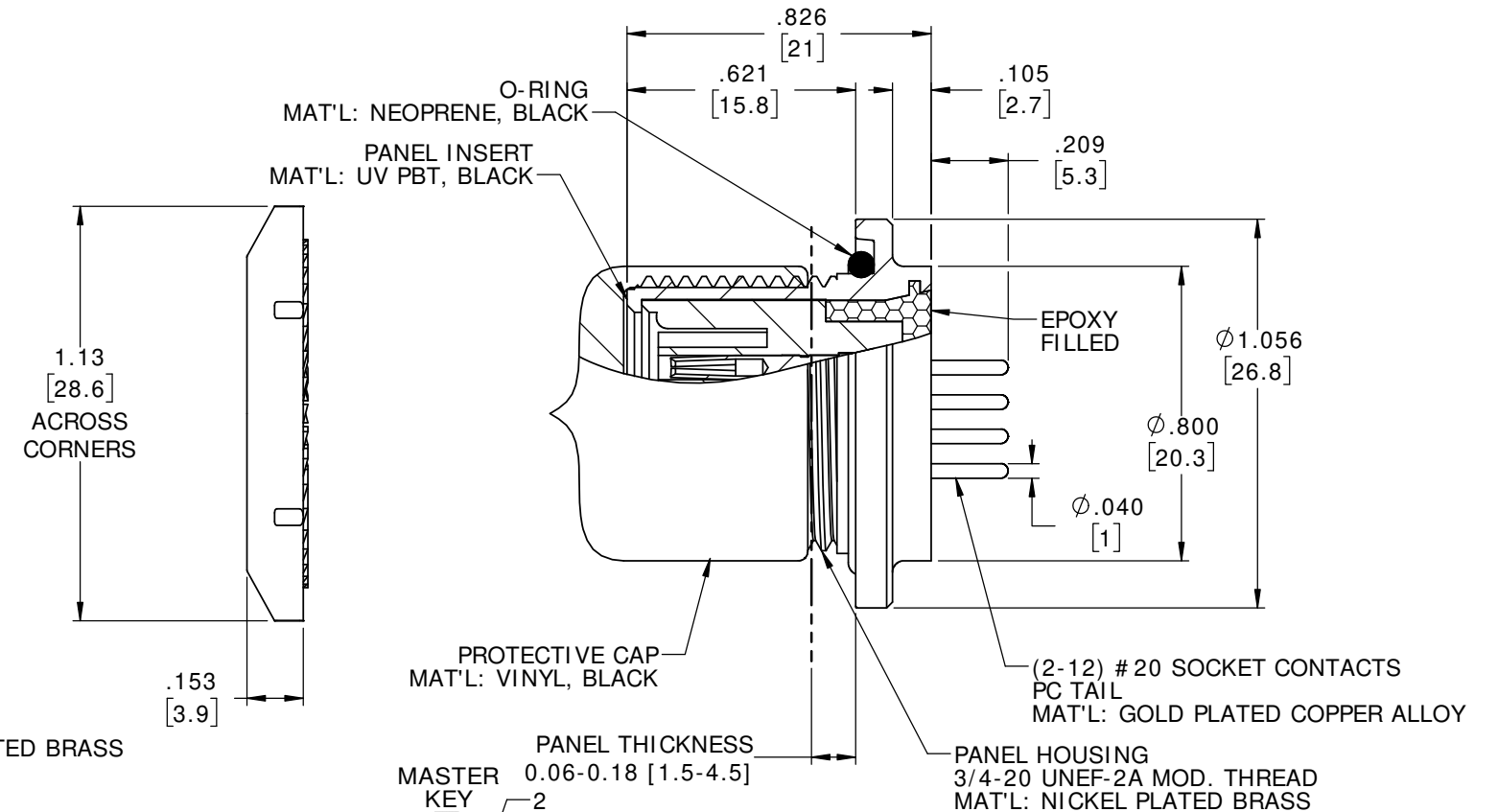
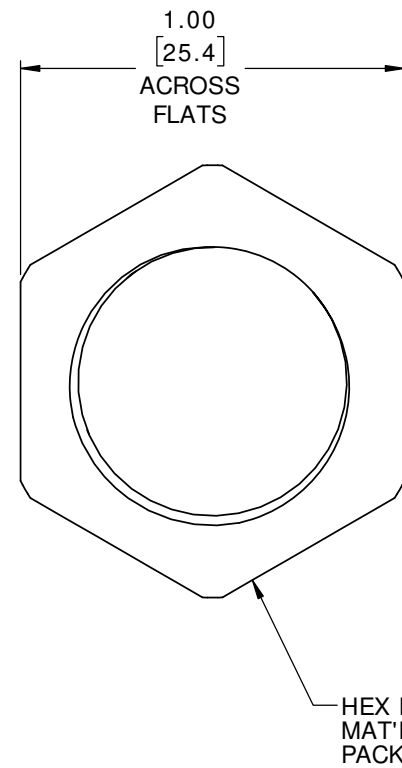
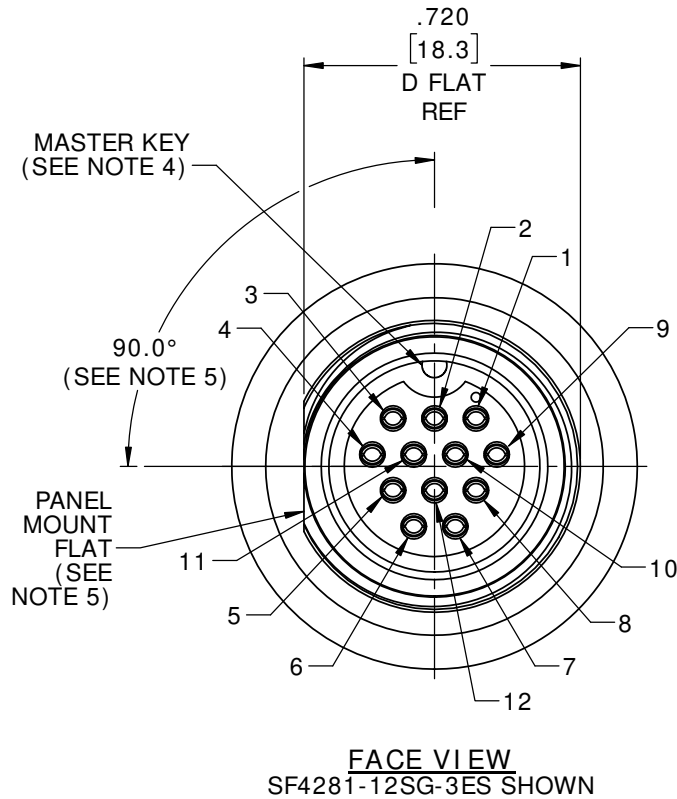


NOTES:

1. FINISHED CONNECTOR ASSEMBLIES ARE PACKED INTO A PARTITION BOX, 25 PIECES PER BOX. BOX IS LABELED WITH CONXALL PART NUMBER AND DATE CODE.
2. HEX NUT IS BULK PACKED IN POLY BAG. O-RING AND PROTECTIVE CAP ARE ASSEMBLED ONTO THE CONNECTOR.
3. TERMINATING END OF CONNECTOR IS FILLED WITH EPOXY.
4. MASTER KEY IS AT 12 O'CLOCK.
5. PANEL MOUNT FLAT IS AT 9 O'CLOCK.
6. ALL DIMENSIONS ARE REFERENCE EXCEPT THOSE WITH A TOLERANCE

PART NUMBER	POSITIONS											
	POS 1	POS 2	POS 3	POS 4	POS 5	POS 6	POS 7	POS 8	POS 9	POS 10	POS 11	POS 12
SF4281-2SG-3ES	---	---	---	OPEN	---	---	---	---	OPEN	---	---	---
SF4281-3SG-3ES	OPEN	---	OPEN	---	---	---	---	---	---	---	---	OPEN
SF4281-4SG-3ES	OPEN	---	OPEN	---	OPEN	---	---	OPEN	---	---	---	---
SF4281-5SG-3ES	---	OPEN	---	OPEN	---	OPEN	OPEN	---	OPEN	---	---	---
SF4281-6SG-3ES	OPEN	OPEN	---	OPEN	OPEN	---	OPEN	OPEN	---	---	---	---
SF4281-7SG-3ES	OPEN	OPEN	OPEN	OPEN	---	OPEN	OPEN	---	OPEN	---	---	---
SF4281-8SG-3ES	OPEN	---	OPEN	OPEN	OPEN	OPEN	OPEN	OPEN	OPEN	---	---	---
SF4281-9SG-3ES	OPEN	OPEN	OPEN	OPEN	OPEN	OPEN	OPEN	OPEN	OPEN	---	---	---
SF4281-10SG-3ES	OPEN	OPEN	OPEN	OPEN	OPEN	OPEN	OPEN	OPEN	OPEN	OPEN	---	---
SF4281-11SG-3ES	OPEN	OPEN	OPEN	OPEN	OPEN	OPEN	OPEN	OPEN	OPEN	OPEN	OPEN	---
SF4281-12SG-3ES	OPEN	OPEN	OPEN	OPEN	OPEN	OPEN	OPEN	OPEN	OPEN	OPEN	OPEN	OPEN

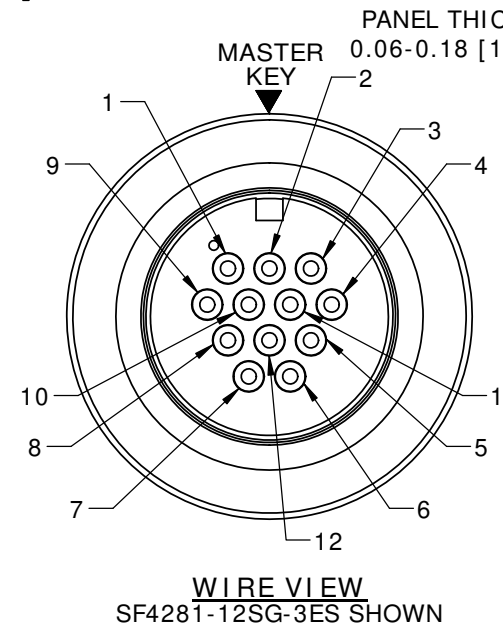
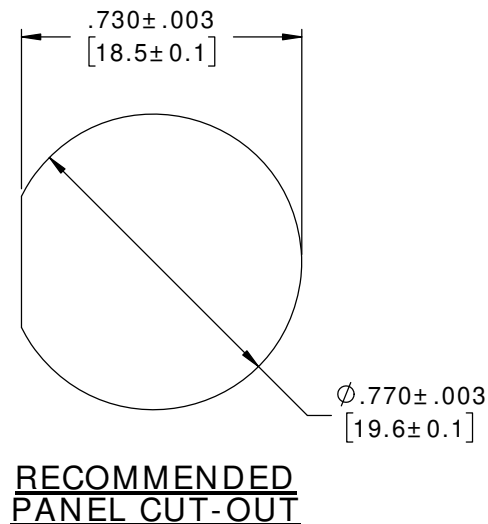
"---" HALF CLOSED FROM WIRE END



CUSTOMER PRINT

PART NUMBER: SF4281-XXSG-3ES

HOLE PATTERN CHART		
POS.	"X"	"Y"
1	0.108	0.125
2	0.000	0.125
3	-0.108	0.125
4	-0.162	0.031
5	-0.108	-0.062
6	-0.054	-0.156
7	0.054	-0.156
8	0.108	-0.062
9	0.162	0.031
10	0.054	0.031
11	-0.054	0.031
12	0.000	-0.062



REV.	INIT.	DATE	DESCRIPTION
B	MA	02-27-20	UPDATED MANUFACTURING DRAWING PER ECR 9503
A	MA	11-01-19	RELEASED PER PDR 15019
	JGK	12/20/18	REMOVED "E" DESIGNATION IN ALL P/N'S.
	JGK	03/23/18	UPDATED HOLE PIN-OUT PATTERN TO MATCH CON-X PANEL PIN-OUT.
	JGK	11/30/17	DRAWING CREATED FOR PROJECT #15019.

ALL INFORMATION ILLUSTRATED IS THE PROPERTY OF CONXALL CORPORATION. UNAUTHORIZED DUPLICATION OR DISTRIBUTION OF THIS DOCUMENT IS PROHIBITED.	ORIG. DRAWN BY: JGK DATE: 11/30/17 CHECKED BY:	601 E. WILDWOOD VILLA PARK, IL 60181	
ALL UNITS ARE IN FEET, INCHES, FRACTION OF INCHES AND DECIMALS. UNLESS OTHERWISE SPECIFIED TOLERANCES: 3 PLACE DECIMALS ±.005 ANGLES ±1° FRACTIONS ±1/16 - CRITICAL CHARACTERISTIC FLAG PER SPEC. XXXX	APPROVED BY: SCALE: NTS SIZE: B SHEET: 1 OF 1		TITLE: SHIELDED PANEL ASSEMBLY (2-12) #20 PC TAIL, SOCKET CONTACTS SHIELDED MULTI-CON-X STANDARD PRODUCT CUSTOMER:
FILE: SF4281-XXSG-3ES	DIRECTORY: SLW	PART NUMBER: SF4281-XXSG-3ES	REV B