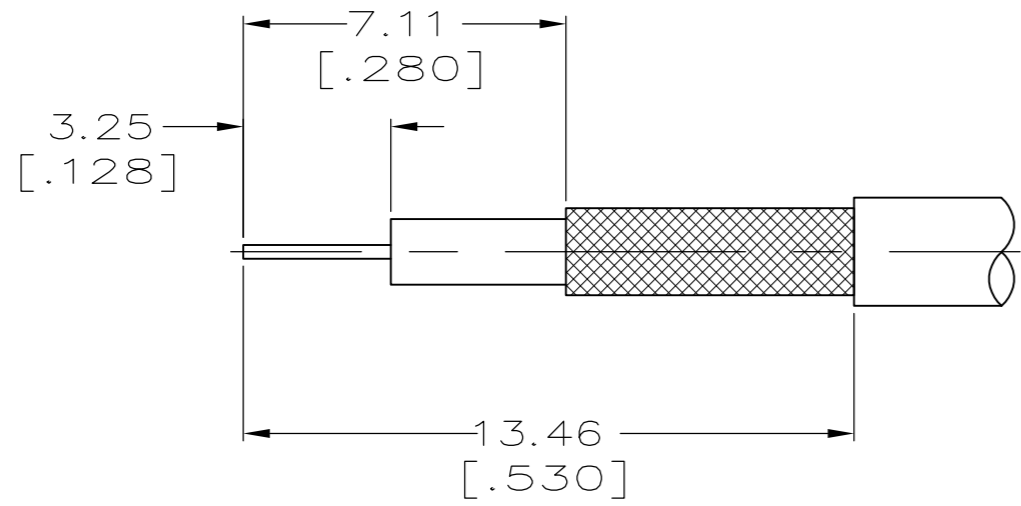
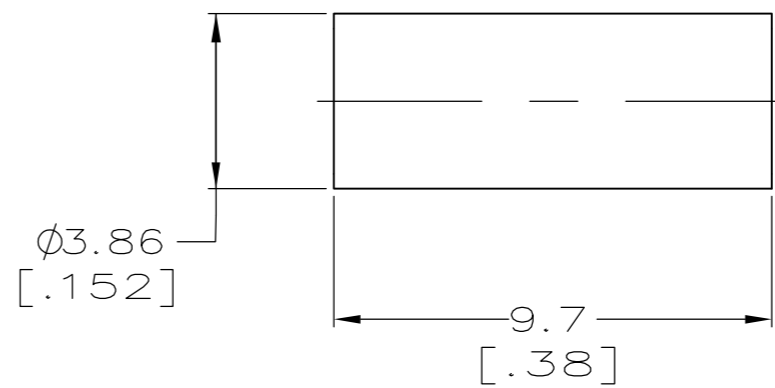
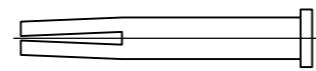
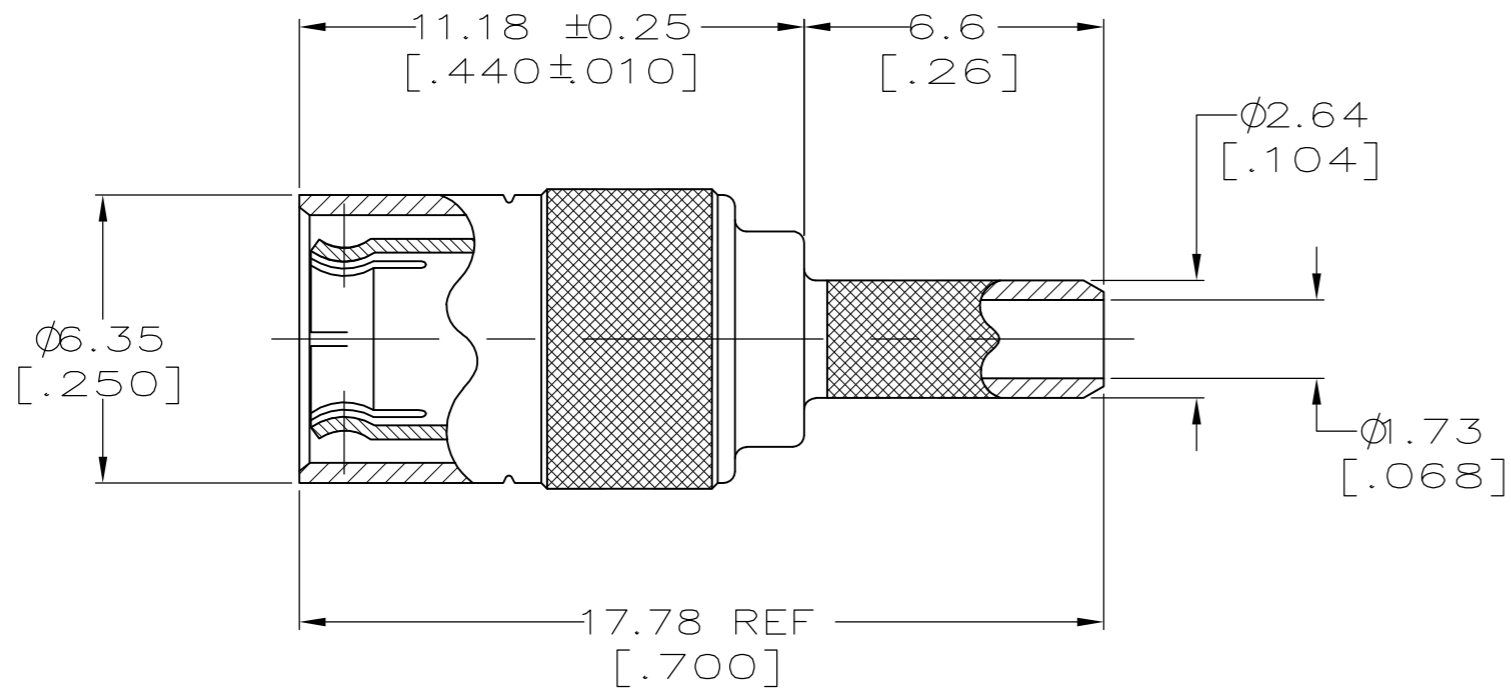


THIS DRAWING IS UNPUBLISHED. RELEASED FOR PUBLICATION
 © COPYRIGHT - By - ALL RIGHTS RESERVED.

REVISIONS				
P	LTR	DESCRIPTION	DATE	APVD
A3		REVISED PER ECR-17-009545	08AUG2017	AS RS



RECOMMENDED STRIP LENGTHS



- 1 MATERIALS:
 BODY: ZINC PER ASTM-B-86.
 OUTER CONTACT: BERYLLIUM COPPER PER ASTM-B-194.
 CENTER CONTACT: BERYLLIUM COPPER PER ASTM-B-196.
 DIELECTRIC: PTFE PER ASTM-D-1710.
- 2 FINISHES:
 BODY: NICKEL PER QQ-N-290.
 OUTER CONTACT: GOLD PER ASTM-B-488.
 CENTER CONTACT: GOLD PER ASTM-B-488.
- 3 FINISHES:
 BODY: NICKEL PER QQ-N-290.
 OUTER CONTACT: NICKEL PER QQ-N-290.
 CENTER CONTACT: GOLD PER ASTM-B-488.
- 4 TOOLING INFORMATION:
 CONTACT CRIMP: HAND TOOL M-22520/2-01 WITH DANIELS POSITIONER #K699, USE WITH SELECTOR #4.
 BRAID CRIMP: HAND TOOL M-22520/5-01 WITH DANIELS DIE SET #HX4-1637 (.128 HEX) OR TE PRO-CRIMPER WITH DIE SET #58483-1, USE POSITION LETTER B.
- 5. SEE INSTRUCTION SHEET 408-2987-12.
- 6 TOOLING INFORMATION:
 CONTACT CRIMP: HAND TOOL M-22520/2-01 WITH DANIELS POSITIONER #K699, USE WITH SELECTOR #4.
 BRAID CRIMP: HAND TOOL M-22520/2-01 WITH DANIELS DIE SET #HX4-1637 (.151 HEX) OR TE PRO-CRIMPER WITH DIE SET #58483-1, USE POSITION LETTER C.
- 7 FOR USE WITH RG 179/U CABLE.
- 8 FOR USE WITH RD 179/U (DOUBLE-BRAIDED) CABLE.

OBSOLETE	8	6	3	5415487-3
	7	4	3	5415487-2
	7	4	2	5415487-1
	CABLE	TOOLING	FINISH	PART NUMBER

THIS DRAWING IS A CONTROLLED DOCUMENT.		DWN J. HAVENER 01APR2005	TE Connectivity	
DIMENSIONS: mm [INCHES]		CHK J. HAVENER 01APR2005	CABLE PLUG 75 OHM, MINI-SMB	
TOLERANCES UNLESS OTHERWISE SPECIFIED: 0 PLC ± - 1 PLC ± 0.3 [.01] 2 PLC ± 0.13 [.005] 3 PLC ± - 4 PLC ± - ANGLES ± - FINISH		APVD J. HAVENER 01APR2005	RESTRICTED TO	
MATERIAL		PRODUCT SPEC	SIZE A2	CAGE CODE 00779
1		APPLICATION SPEC	DRAWING NO 5415487	REV A3
		WEIGHT 0.000000	SCALE 6:1	SHEET 1 of 1
		CUSTOMER DRAWING		