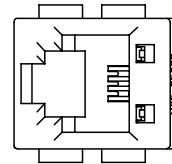
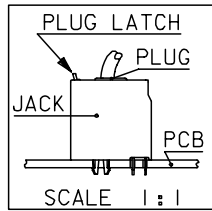
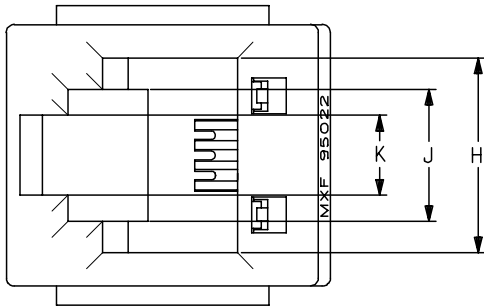
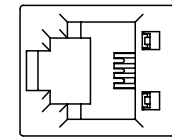


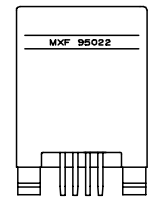
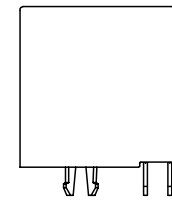
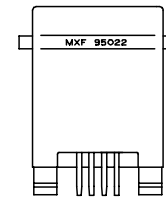

10 9 8 7 6 5 4 3 2 1



VERSION WITH SPLIT RIBS



VERSION WITHOUT RIBS



NOTES :

1- MATERIAL:

-HOUSING: POLYESTER FIBER GLASS FILLED 94-V-0
COLOR BLACK.

-TERMINAL: PHOSPHOR BRONZE.

FINISH 2

POST PLATE (0.00127-0.00152)/.000050-.000060
GOLD IN CONTACT AREA (0.00190)/.000075 MIN.

PURE TIN IN TAIL AREA BOTH OVER (0.00127)/
.000050 MIN. NICKEL OVERALL.

FINISH 7 ONLY ON REQUEST

POST PLATE 0.00005/.000002 MIN GOLD OVER 0.00076/.000030 MIN
PALLADIUM NICKEL IN CONTACT AREA. 0.00190/.000075 MIN TIN
IN TAIL AREA. BOTH OVER 0.00127/.000050 MIN NICKEL OVERALL.

2- PC BOARD THICKNESS : (1.57) / .062 .

3- JACK FOR MATING WITH F.C.C. 68 PLUGS 90075 MOLEX SERIES .

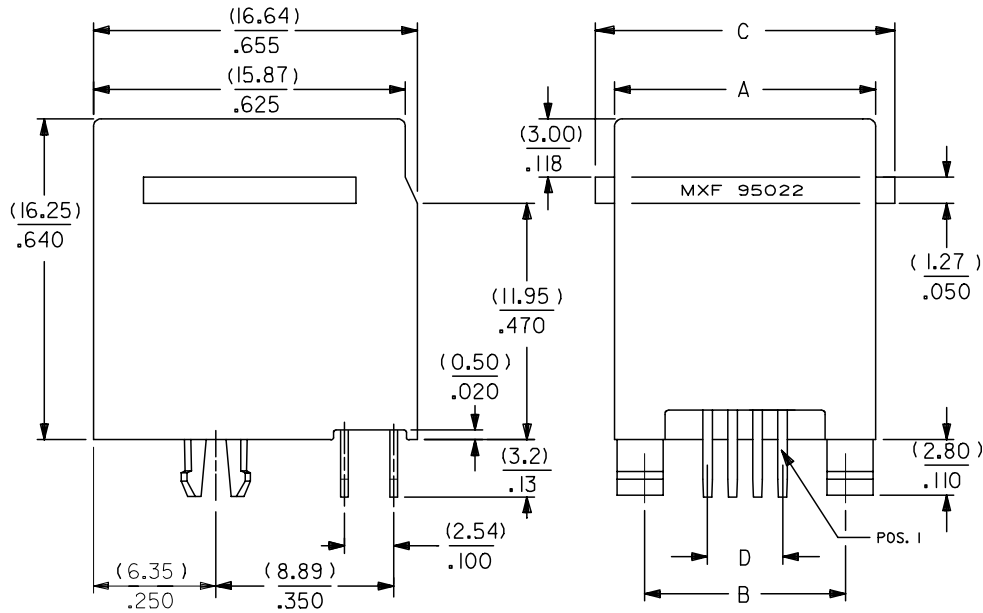
4- PRODUCT SPECIFICATION PS-95003.

5- APPLICATION SPECIFICATION AS-95001.

6- PACKAGING SPECIFICATION PK-95022. (SHT.1 TRAY PACKAGING)
PK-95022. (SHT.2 TUBE PACKAGING)

7- FOR ILLUSTRATION PURPOSES A 4 CIRCUIT IS SHOWN.

8- PACKAGING SPECIFICATION RPK-95022-001 (TUBE PACKAGING).



ENTER DESCRIPTION	QUALITY SYMBOLS
EC NO: MG2004-0207	▽=0
DRWNG:GCHTEINA 2004/08/26	▽C=0
CHKD:CARABET 2004/08/31	
APPR:KNOLLER 2004/09/08	
REV	
N1	

GENERAL TOLERANCES (UNLESS SPECIFIED)	DIMENSION STYLE
	MM/IN
	SCALE
	4:1
	DESIGN UNITS
	METRIC
	THIRD ANGLE PROJECTION
	DRAWN BY
	DATE
	TITLE
	88/02/18
	CHECKED BY
	DATE
	88/02/19
	APPROVED BY
	DATE
	88/02/19
	MATERIAL NO.
	DOCUMENT NO.
	SHEET NO.
	1 OF 4
DRAFT WHERE APPLICABLE MUST REMAIN WITHIN DIMENSIONS	
SIZE	
A3	

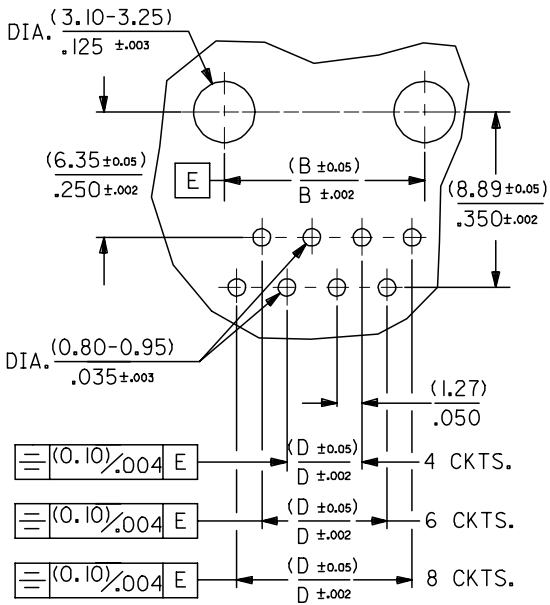
DP	88/02/18	HIGH PROFILE TOP ENTRY JACK
FB	88/02/19	
JB	88/02/19	MOLEX INCORPORATED
SEE CHART SHT. 2	SDA-95022	
THIS DRAWING CONTAINS INFORMATION THAT IS PROPRIETARY TO MOLEX INCORPORATED AND SHOULD NOT BE USED WITHOUT WRITTEN PERMISSION		

9 8 7 6 5 4 3 2 1

PART NUMBERS FOR JACK WITH RIBS													
TYPE PLAT'G	PACKA- GING	POS. 4	TOOLED	POS. 6	TOOLED	POS. 6	TOOLED	POS. 8	TOOLED	POS. 8	TOOLED	POS. 8	TOOLED
		4 CKTS.		4 CKTS.		6 CKTS.		4 CKTS.		6 CKTS.		8 CKTS.	
FINISH 2	TRAY	95022-2447	X	95022-2647	X	95022-2667	X	95022-2847		95022-2867		95022-2887	X
	TUBE	95022-2407	X	95022-2607	X	95022-2617	X	95022-2807		95022-2817		95022-2827	X
FINISH 7	TRAY	95022-.447		95022-.647		95022-.667		95022-.847		95022-.867		95022-.887	
	TUBE	95022-.407		95022-.607		95022-.617		95022-.807		95022-.817		95022-.827	

PART NUMBERS FOR JACK WITHOUT RIBS													
TYPE PLAT'G	PACKA- GING	POS. 4	TOOLED	POS. 6	TOOLED	POS. 6	TOOLED	POS. 8	TOOLED	POS. 8	TOOLED	POS. 8	TOOLED
		4 CKTS.		4 CKTS.		6 CKTS.		4 CKTS.		6 CKTS.		8 CKTS.	
FINISH 2	TRAY	95022-2441	X	95022-2641	X	95022-2661	X	95022-2841		95022-2861		95022-2881	
	TUBE	95022-2401	X	95022-2601	X	95022-2611	X	95022-2801		95022-2811		95022-2821	
FINISH 7	TRAY	95022-.441		95022-.641		95022-.661		95022-.841		95022-.861		95022-.881	
	TUBE	95022-.401		95022-.601		95022-.611		95022-.801		95022-.811		95022-.821	

PART NUMBERS FOR JACK WITH SPLIT RIBS													
TYPE PLAT'G	PACKA- GING	POS. 4	TOOLED	POS. 6	TOOLED	POS. 6	TOOLED	POS. 8	TOOLED	POS. 8	TOOLED	POS. 8	TOOLED
		4 CKTS.		4 CKTS.		6 CKTS.		4 CKTS.		6 CKTS.		8 CKTS.	
FINISH 2	TUBE	95022-2449	X	95022-2649		95022-2669	X	95022-2849		95022-2869		95022-2889	
FINISH 7	TUBE	95022-.449		95022-.649		95022-.669		95022-.849		95022-.869		95022-.889	



MOUNTING HOLE PATTERNS
(SEE FROM COMPONENT SIDE)

DIM.	TYPE	POS. 4	POS. 6		POS. 8		
		4 CKTS.	4 CKTS.	6 CKTS.	4 CKTS.	6 CKTS.	8 CKTS.
A		(11.18) / .440	(13.21) / .520	(13.21) / .520	(15.24) / .600	(15.24) / .600	(15.24) / .600
B		(7.62) / .300	(10.16) / .400	(10.16) / .400	(11.43) / .450	(11.43) / .450	(11.43) / .450
C	(WITH RIBS)	(14.00) / .551	(16.00) / .630	(16.00) / .630	(18.00) / .709	(18.00) / .709	(18.00) / .709
	(WITH SPLIT RIBS)	(14.00) / .551	(16.00) / .630	(16.00) / .630	(18.00) / .709	(18.00) / .709	(18.00) / .709
D		(3.81) / .150	(3.81) / .150	(6.35) / .250	(3.81) / .150	(6.35) / .250	(8.89) / .350
H		(7.82) / .308	(9.88) / .389	(9.88) / .389	(11.94) / .470	(11.94) / .470	(11.94) / .470
J		(5.64) / .222	(6.70) / .264	(6.70) / .264	(6.30) / .248	(6.30) / .248	(6.30) / .248
K		(3.07) / .121	(4.06) / .160	(4.06) / .160	(4.06) / .160	(4.06) / .160	(4.06) / .160

ENTER DESCRIPTION EC NO: MG2004-0207 DRAWN: GECHITENA 2004/08/26 CHKD: FCARABET 2004/08/31 APPR: KNOLLER 2004/09/08	QUALITY SYMBOLS ▽=0 ▽=0	GENERAL TOLERANCES (UNLESS SPECIFIED)		DIMENSION STYLE MM/IN		SCALE 4:1	DESIGN UNITS METRIC	THIRD ANGLE PROJECTION			
		4 PLACES ± --- ± ---	3 PLACES ± --- ± .010	2 PLACES ± 0.25 ± .014	1 PLACE ± 0.35 ± ---	ANGULAR ± 2 °	DRAWN BY DP	DATE 90/03/09	TITLE HIGH PROFILE TOP ENTRY JACK		
							CHECKED BY FB	DATE 90/03/09	MOLEX MOLEX INCORPORATED		
							APPROVED BY JB	DATE 90/03/09	DOCUMENT NO. SDA-95022		
							MATERIAL NO.	DATE	SHEET NO. 2 OF 4		

DRAFT WHERE APPLICABLE MUST REMAIN WITHIN DIMENSIONS

SIZE A3 THIS DRAWING CONTAINS INFORMATION THAT IS PROPRIETARY TO MOLEX INCORPORATED AND SHOULD NOT BE USED WITHOUT WRITTEN PERMISSION