

5221123-2 ✓ ACTIVE

TE Internal #: 5221123-2

BNC RF Interface, Jack, 50 Ω, Bayonet, 4 GHz Operating

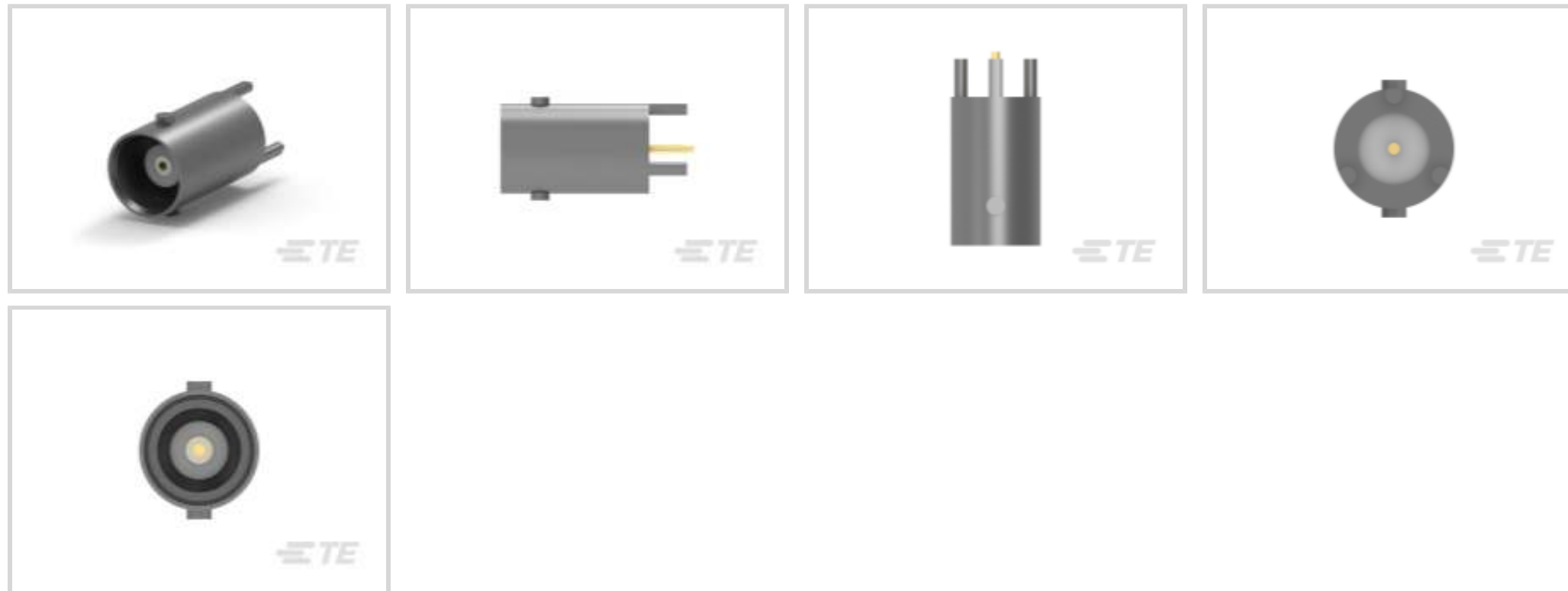
Frequency, Cable-to-Board, 1 Position, Printed Circuit Board, Board

Mount

[View on TE.com >](#)



Connectors > RF Connectors > Coax Connectors > BNC Vertical Jack RF Connector, 50 Ohm, Bayonet Coupling Mechanism



RF Interface: **BNC**

RF Connector Style: **Jack**

RF Connector Mated Outer Diameter (Approximate): **14.53 mm [.572 in]**

Impedance: **50 Ω**

RF Connector Coupling Mechanism: **Bayonet**

[All BNC Vertical Jack RF Connector, 50 Ohm, Bayonet Coupling Mechanism \(32\)](#)

Features

Product Type Features

RF Interface	BNC
RF Connector Style	Jack
Connector System	Cable-to-Board
Sealable	No
Connector & Contact Terminates To	Printed Circuit Board

Configuration Features

PCB Mount Orientation	Vertical
Number of Positions	1
Number of Coaxial Contacts	1

Electrical Characteristics

Impedance	50 Ω
-----------	------

Body Features

Body Material	Zinc
---------------	------



Body Plating Material	Tin-Lead
-----------------------	----------

Contact Features

RF Connector Center Contact Underplating Material	Copper, Nickel
	1080 μ m
RF Connector Center Contact Plating Material	Gold
RF Connector Center Contact Material	Phosphor Bronze

Termination Features

Termination Post & Tail Length	4.83 mm[.19 in]
Termination Method to Printed Circuit Board	Through Hole - Solder

Mechanical Attachment

PCB Mount Retention	Without
RF Connector Coupling Mechanism	Bayonet
Connector Mounting Type	Board Mount
RF Contact Captivation Method	Mechanical
Detent	With

Dimensions

Profile Height from PCB	15.88 mm[.625 in]
RF Connector Mated Outer Diameter (Approximate)	14.53 mm[.572 in]

Usage Conditions

Insulation Option	Uninsulated
Operating Temperature Range	-55 – 85 $^{\circ}$ C[-67 – 185 $^{\circ}$ F]

Operation/Application

Operating Frequency	4 GHz
---------------------	-------

Packaging Features

Packaging Method	Carton
------------------	--------

Other

Grade	Commercial
Dielectric Material	VALOX

Product Compliance

[For compliance documentation, visit the product page on TE.com>](#)











EU RoHS Directive 2011/65/EU	Compliant with Exemptions
EU ELV Directive 2000/53/EC	Compliant with Exemptions
China RoHS 2 Directive MIIT Order No 32, 2016	Restricted Materials Above Threshold
EU REACH Regulation (EC) No. 1907/2006	Current ECHA Candidate List: JUNE 2023 (235) Candidate List Declared Against: JUNE 2023 (235) SVHC > Threshold: Pb (4% in Component Part) Article Safe Usage Statements: Do not eat, drink or smoke when using this product. Wash thoroughly after handling. Recycle if possible and dispose of the article by following all applicable governmental regulations relevant to your geographic location.
Halogen Content	Not Low Halogen - contains Br or Cl > 900 ppm.
Solder Process Capability	Wave solder capable to 265°C

Product Compliance Disclaimer

This information is provided based on reasonable inquiry of our suppliers and represents our current actual knowledge based on the information they provided. This information is subject to change. The part numbers that TE has identified as EU RoHS compliant have a maximum concentration of 0.1% by weight in homogenous materials for lead, hexavalent chromium, mercury, PBB, PBDE, DBP, BBP, DEHP, DIBP, and 0.01% for cadmium, or qualify for an exemption to these limits as defined in the Annexes of Directive 2011/65/EU (RoHS2). Finished electrical and electronic equipment products will be CE marked as required by Directive 2011/65/EU. Components may not be CE marked. Additionally, the part numbers that TE has identified as EU ELV compliant have a maximum concentration of 0.1% by weight in homogenous materials for lead, hexavalent chromium, and mercury, and 0.01% for cadmium, or qualify for an exemption to these limits as defined in the Annexes of Directive 2000/53/EC (ELV). Regarding the REACH Regulation, the information TE provides on SVHC in articles for this part number is based on the latest European Chemicals Agency (ECHA) 'Guidance on requirements for substances in articles' posted at this URL: <https://echa.europa.eu/guidance-documents/guidance-on-reach>

Compatible Parts

 <p>TE Part # CAT-076-BNCJKISG50 BNC RF Connector: Jack Assembly, Isolated Ground Protection, 50 Ohm</p>	 <p>TE Part # CAT-076-BNCJKSH50 BNC RF Connector: jack assembly - short, 50 Ohm, 4Ghz</p>	 <p>TE Part # 5413771-3 JACK BLKHD,COML BNC,HEX CRIMP</p>	 <p>TE Part # 1-5227079-6 COMM BNC PLUG</p>
 <p>TE Part # 5413779-3 COML BNC,50 OHM, HEX CRIMP</p>	 <p>TE Part # 5227169-5 BNC - SOLDER RECEPT</p>	 <p>TE Part # 5227169-7 BNC SOLDER JACK RECEPTACLE</p>	 <p>TE Part # 5227169-8 BNC - SOLDER RECEPT</p>




TE Part # 5228979-7
JACK,COML,SERIES BNC,GOLD PL



TE Part # 5228980-6
JACK,BHD,COML,SERIES BNC,GOLD



TE Part # 5227079-5
COMM BNC PLUG



TE Part # 5227079-6
COMM. BNC-PLUG



TE Part # 8-5227079-2
COMM BNC PLUG



TE Part # 1-5227079-1
COMM BNC PLUG



TE Part # 228979-7
JACK,COML,SERIES BNC,GOLD PL



TE Part # 413779-3
COML BNC,50 OHM, HEX CRIMP



TE Part # 5228980-7
JACK,BHD,COML,SERIES BNC,GOLD



TE Part # 2016080-2
JACK,PCB,COMMERCIAL BNC



TE Part # 228979-6
JACK,COML,SERIES BNC,GOLD PL

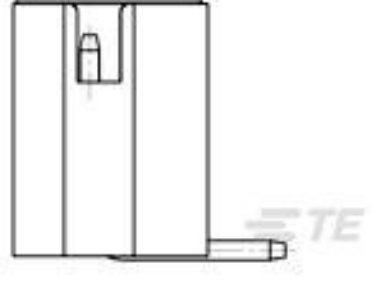


TE Part # 228980-6
JACK,BHD,COML,SERIES BNC,GOLD

Customers Also Bought



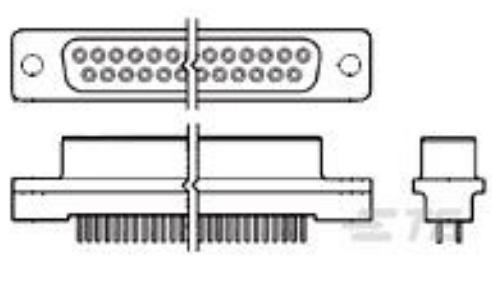
TE Part #5745071-4
HD-20 PLUG 9P VERT FFSCRLK



TE Part #1775470-4
HPI CONN., 2.0MM, V/T, SMT, 4P, 80U"




TE Part #1734260-2
1.25 WTB HDR SMT, 2 POS




TE Part #5745076-6
HD-20 RCPT 9P VERT FFSCRLK



TE Part #3-1879441-7
TE 50W 1K0 5% Bracket



TE Part #6-102692-7
30 MODII 2PC HDR DR SHRD, ROHS



TE Part #6-102567-1
20 MODII 2PC HDR DR SHRD .100,



TE Part #5-532956-3
20 MODII 2PC CE RCPT ASSY, RoHS



Documents

Product Drawings

[JACK,PCB,VERT,COMMERCIAL BNC](#)

English

CAD Files

[3D PDF](#)

English

[Customer View Model](#)

[ENG_CVM_5221123-2_O.2d_dxf.zip](#)

English

[Customer View Model](#)

[ENG_CVM_5221123-2_O.3d_igs.zip](#)

English

[Customer View Model](#)

[ENG_CVM_5221123-2_O.3d_stp.zip](#)

English

By downloading the CAD file I accept and agree to the [Terms and Conditions](#) of use.

Datasheets & Catalog Pages

[BNC Connectors](#)

English

Product Specifications

[Product Specification](#)

English

[Product Specification](#)

English

Instruction Sheets

[Instruction Sheet \(U.S.\)](#)

English