

## Angry Storm Cloud PCB Blinky Badge Solder Kits

### FEATURES

- ◆ Self-flashing yellow LEDs
- ◆ OSHPark After Dark board
- ◆ Gold lightning
- ◆ ON/OFF switch
- ◆ Battery included
- ◆ Magnets and adhesive pin for “pinning” and making it wearable

### APPLICATIONS

- ◆ Unbridled Joy
- ◆ Lightning storms that fit in your hand!
- ◆ Learning or teaching soldering skills
- ◆ PCB badge collections

### DESCRIPTION

This little cloud may look mean, but we promise it's fun and easy to solder up! It has 3 self-flashing LEDs that act as the clouds lightning bolts! With it's black and gold color scheme this board is sure to impress. It also has an on/off switch and **includes a CR2032 battery**. If that's not enough we also included a super-strong neodymium magnet, and an adhesive pin. We're all about options!



After assembly:



## INSTRUCTIONS:

1. Solder Right-angle Switch  
Note: Be careful not to bridge the pads

2. Solder LEDs

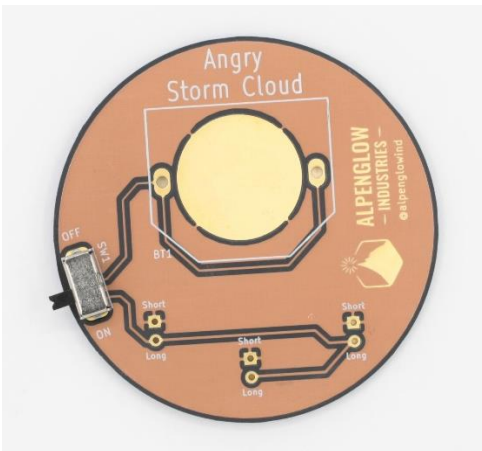
Front of board with switch:




Front of board with LEDs:



Back of board with switch:



Back of board with LEDs:



3. Solder Battery Holder

4. Put in the battery and turn it on!

Front of board with battery holder:




Front of board:



Back of board with battery holder:




Back of board:





5. Attach Adhesive pin or Magnet

Adhesive pin:



Magnet:





## **YOU MAY ALSO LIKE**

SPC-0001

Spooky Coffin

PCB Blinky Badge Solder kit



## **CONNECT WITH US!**

We love to see what you do with our products!  
Tag us in your posts and use #AlpenglowInd or #alpenglowindustries.

Instagram: @AlpenglowInd

YouTube: Alpenglow Industries

Email: [info@alpenglowindustries.com](mailto:info@alpenglowindustries.com)