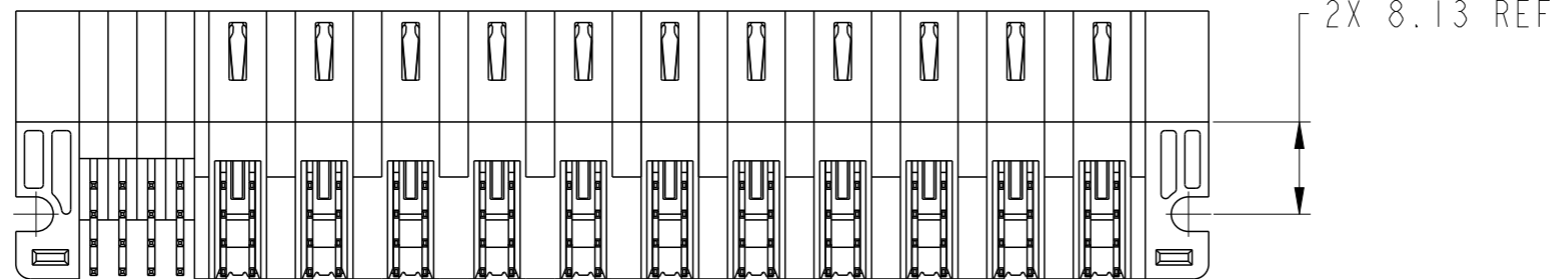
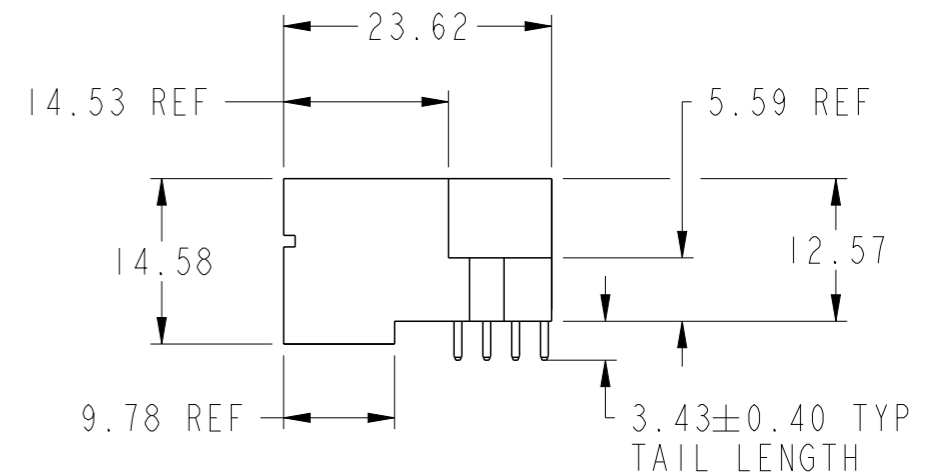
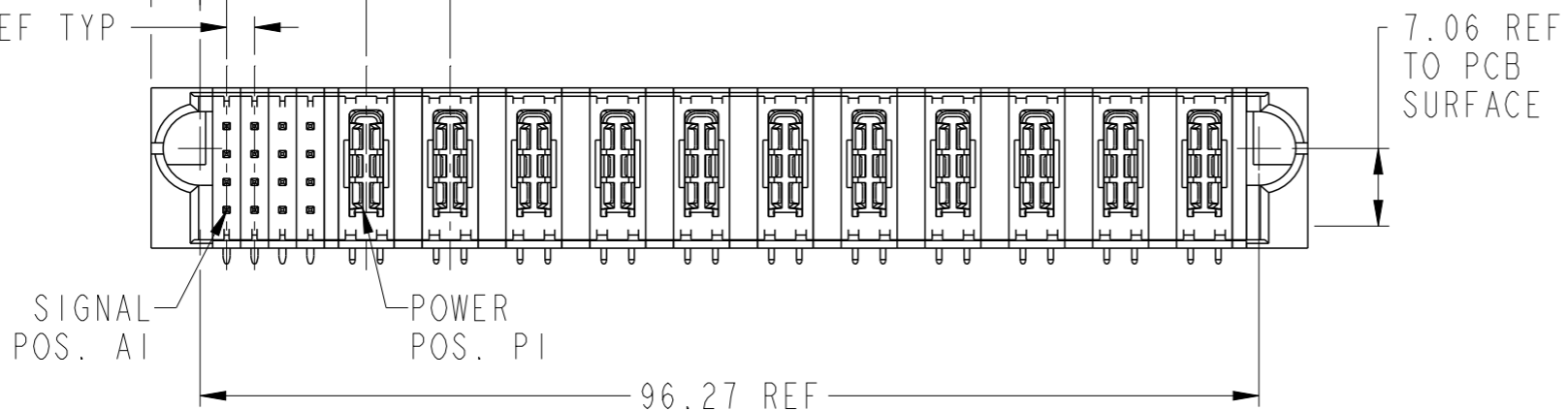
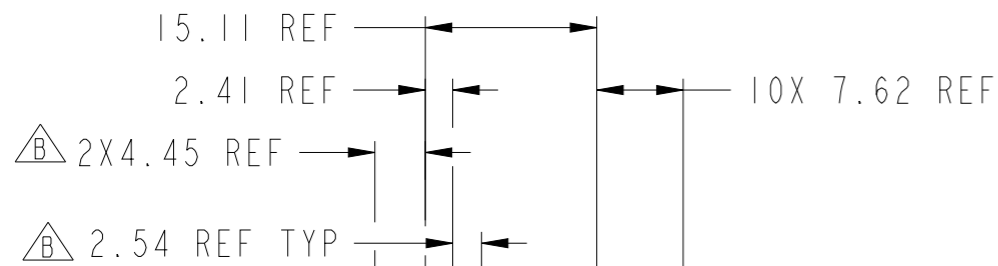
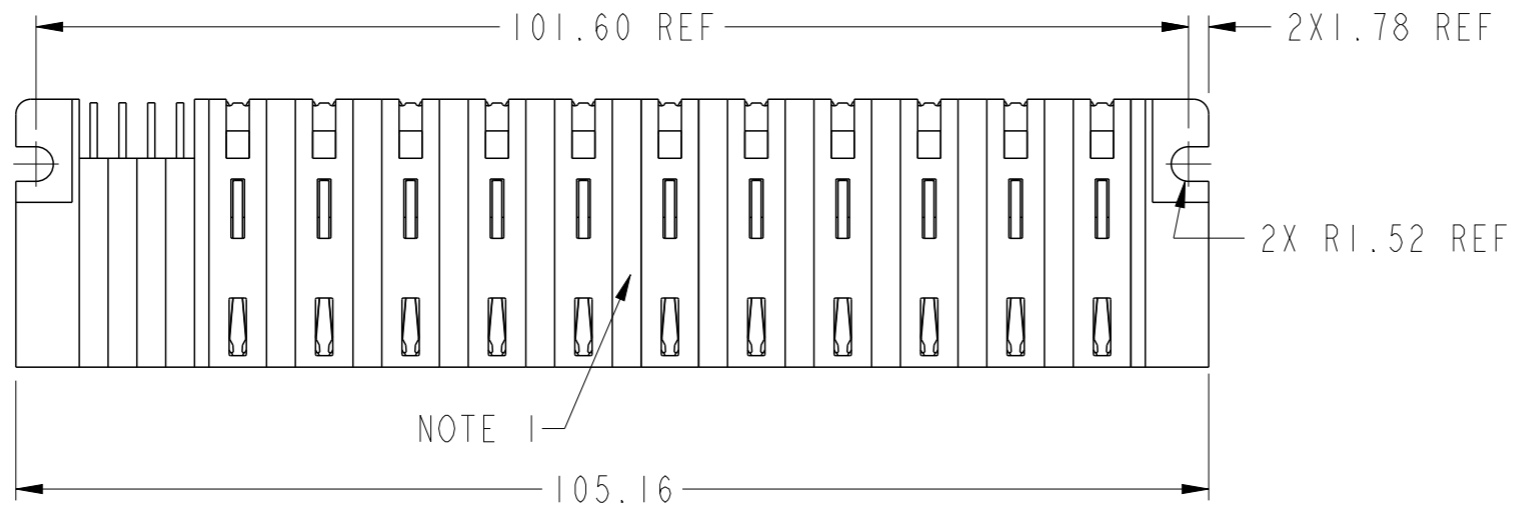


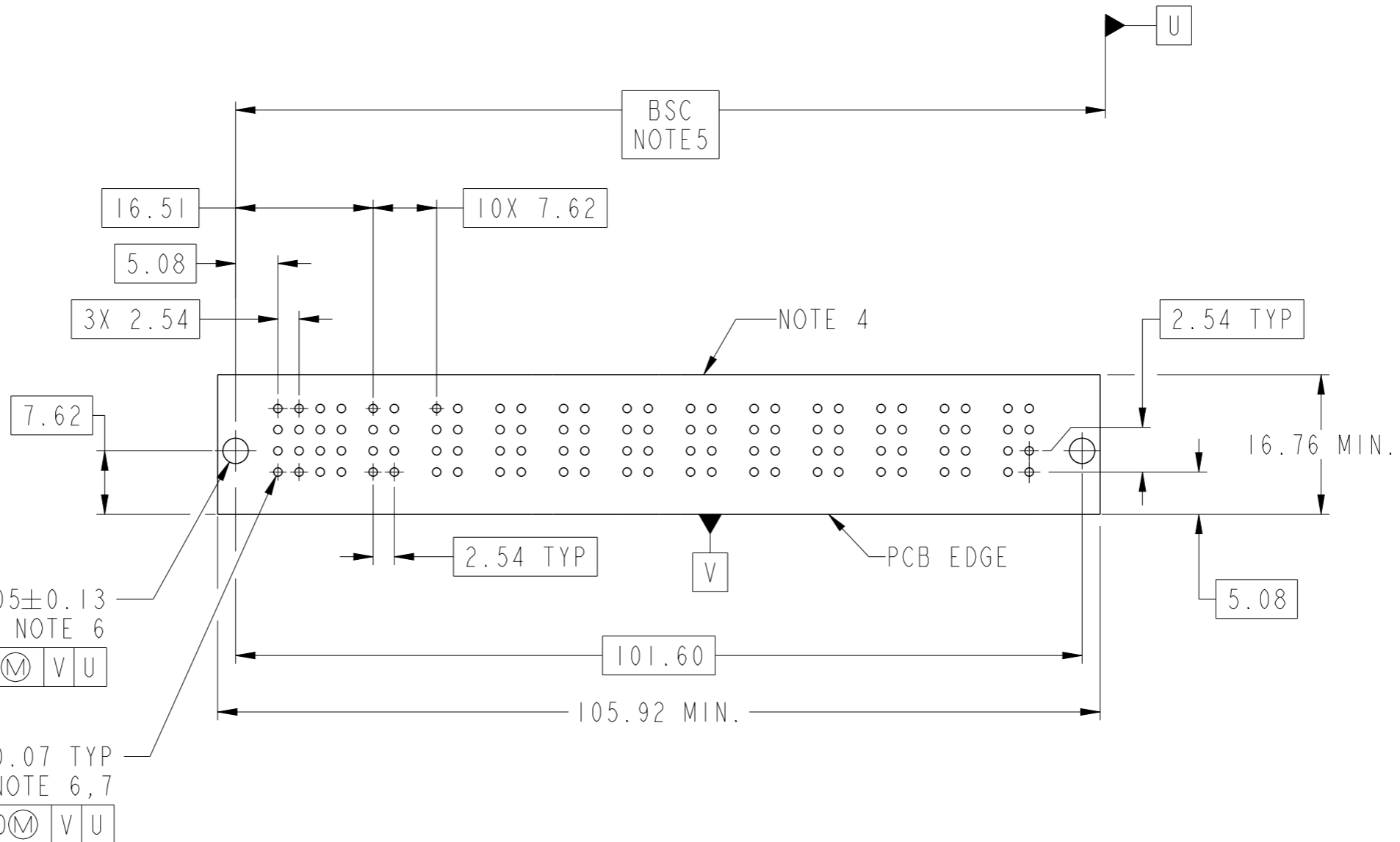
PRODUCT NUMBER SEE SHEET 2



Copyright FCI.

spec ref	-	dr	Kar Babu	2012/06/05	projection	MM	size	A3	scale	3:2														
tolerance std	ASME Y14.5	eng	Peng-Bing Fu	2012/11/14			ecn no	ELX-DG-013143-1	rel level	Released														
TOLERANCES UNLESS OTHERWISE SPECIFIED		chr	Shao-Qi Kuang	2012/11/15							product family	PwrBlade+												
surface	<table border="1"> <tr> <td>linear</td> <td>0.X</td> <td>±0.5</td> </tr> <tr> <td></td> <td>0.XX</td> <td>±0.25</td> </tr> <tr> <td></td> <td>0.XXX</td> <td>±0.10</td> </tr> <tr> <td>angular</td> <td>0°</td> <td>±2°</td> </tr> </table>	linear	0.X	±0.5		0.XX	±0.25		0.XXX	±0.10	angular	0°	±2°	appr	Pei-Ming Zheng	2012/11/15			part no	16S + 11ACP	dwg no	10106116-B004001	rev	B
linear	0.X	±0.5																						
	0.XX	±0.25																						
	0.XXX	±0.10																						
angular	0°	±2°																						
ASME Y14.5		www.fci.com		cat. no.	Product - Customer Drw			sheet 1 of 3																

PRODUCT NO.	ROWS	SIGNAL				HIGH POWER											E2
		E1	1	2	3	4	P1	P2	P3	P4	P5	P6	P7	P8	P9	P10	
10106116-B004001LF	DCBA	U	U	U	U	H1	H1	H1	H1	H1	H1	H1	H1	H1	H1	H1	H1



2X Ø 3.05 ± 0.13
NOTE 6

⊕ Ø 0.10 (M) V U

Ø 1.02 ± 0.07 TYP
NOTE 6, 7

⊕ Ø 0.10 (M) V U

CODE	DESCRIPTION
HI	STD HIGH POWER CONTACT (3.43)
R	STD SIGNAL CONTACT, ROW A (3.43)
S	STD SIGNAL CONTACT, ROW B (3.43)
T	STD SIGNAL CONTACT, ROW C (3.43)
U	STD SIGNAL CONTACT, ROW D (3.43)

spec ref	-	dr	Kar Babu	2012/06/05	projection	MM	size	A3	scale	3:2
tolerance std	ASME Y14.5	eng	Peng-Bing Fu	2012/11/14			ecn no	ELX-DG-013143-1	rel level	Released
TOLERANCES UNLESS OTHERWISE SPECIFIED		chr	Shao-Qi Kuang	2012/11/15						
surface	linear	appr	Pei-Ming Zheng	2012/11/15			dwg no	10106116-B004001	rev	B
ASME Y14.5	angular	www.fci.com		cat. no.	16S + 11ACP RA STB HEADER		Product - Customer Drw		sheet 2 of 3	

Copyright FCI.

NOTES:

- 1) "FCI", PART NUMBER AND DATE CODE TO BE MARKED ON THIS SURFACE.
THE P/N CAN BE OMITTED IF THERE IS NOT ENOUGH SPACE ON THIS SURFACE.
- 2) MATERIALS:
-HOUSING - GLASS FILLED WITH HIGH TEMP THERMOPLASTIC, UL94V-0.
-SIGNAL CONTACT - COPPER ALLOY.
-POWER CONTACT - HIGH CONDUCTIVITY COPPER ALLOY.
- 3) PLATING SPECIFICATION REFER TO FCI 10116351
- 4) DENOTES CONNECTOR KEEP OUT ZONE.
- 5) DATUM AND BASIC DIMENSIONS WERE ESTABLISHED BY CUSTOMER.
- 6) ALL HOLE DIAMETERS ARE FINISHED HOLE SIZES.
- 7) 1.15 ± 0.025 MM DRILLED HOLE PLATED WITH 0.00762MM MIN Sn
OVER 0.0254-0.0762MM Cu PLATING TO ACHIEVE A 1.02 ± 0.07 MM HOLE.
- 8) PRODUCT SPECIFICATION REFER TO FCI GS-12-658.
APPLICATION SPECIFICATION REFER TO FCI GS-20-141.
PRODUCT PACKAGED IN TRAYS, REFER TO FCI GS-14-1502.
- △ 9) A △ SYMBOL WILL BE NEXT TO ANY DIMENSION, VIEW, OR NOTE WHICH HAS BEEN MODIFIED WITH THE CURRENT DRAWING REVISION.



Copyright FCI.

spec ref -		dr	Kar Babu	2012/06/05	projection	MM	size	A3	scale	3:2
tolerance std -		eng	Peng-Bing Fu	2012/11/14		← →	ecn no		ELX-DG-013143-1	
ASME Y14.5		chr	Shao-Qi Kuang	2012/11/15			product family		PwrBlade+	
TOLERANCES UNLESS OTHERWISE SPECIFIED		appr	Pei-Ming Zheng	2012/11/15	16S + 11ACP		dwg no		10106116-B004001	
surface	linear	FCI		RA STB HEADER		rev		B		
ASME Y14.5	angular	www.fci.com		cat. no.		Product - Customer Drw		sheet 3 of 3		
	0.X									
	±0.5									
	0.XX									
	±0.25									
	0.XXX									
	±0.10									
	0°									
	±2°									