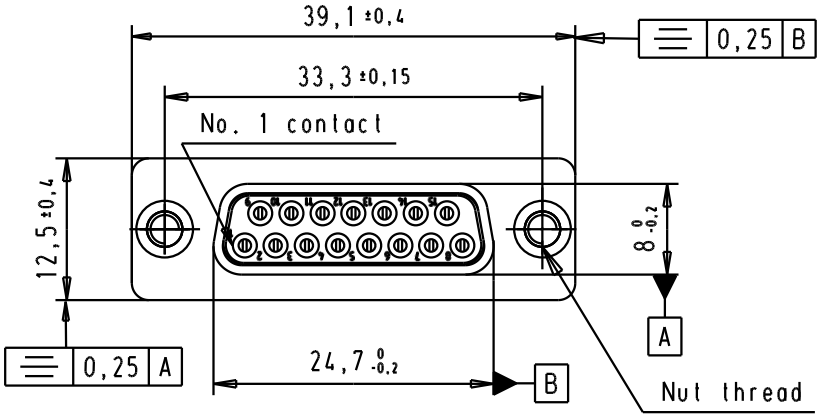


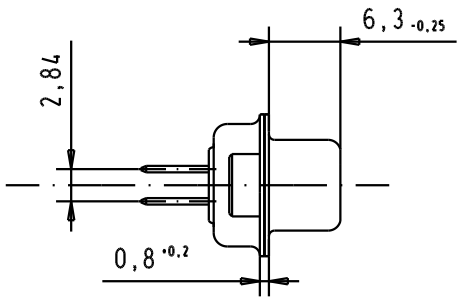


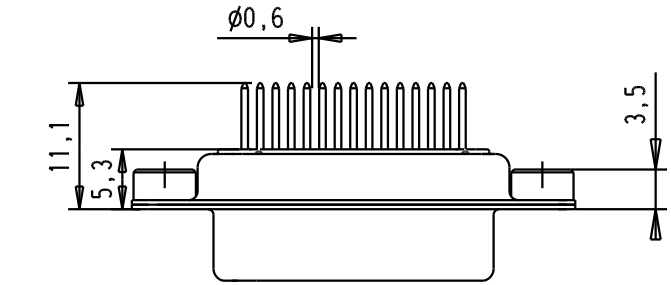


PCB Layout, Component side

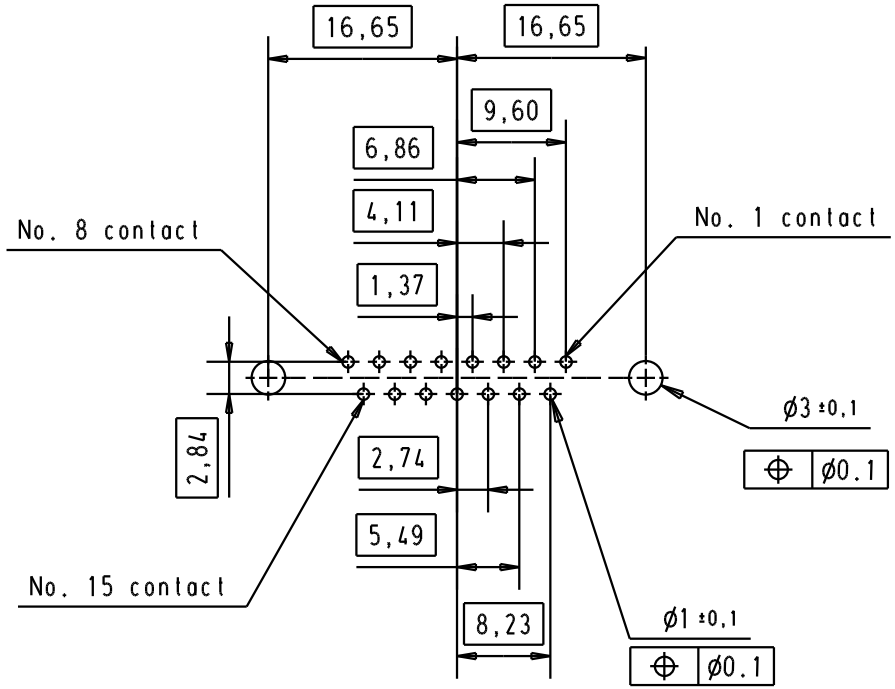


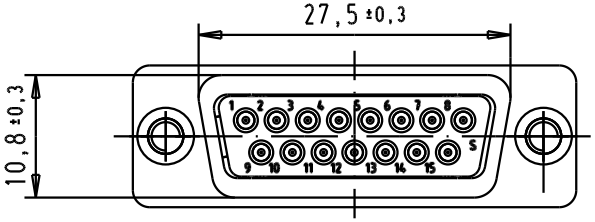


SPECIFICATION

| | |
|---|---|
| Mating Cycles | 500 |
| Filter type | C |
| Capacitance | 1000pf ±20% |
| Working Voltage | 100v |
| Current Rating | 7.5A |
| Insulation Resistance | >1GΩ |

| FREQUENCY (MHz) | ATTENUATION (dB) |
|---|---|
| 5 | 1dB |
| 10 | 3dB |
| 50 | 12dB |
| 100 | 20dB |
| 500 | 34dB |
| 1000 | 30dB |

| | | | | | | | Dat. | Name | | | |
|---|---|---|---|---|---|---|---|---|---|---|---|
| | | | | | | Detail. | 8-JUL-02 | CV | All Dim. in mm Orig. Size DIN A 4 | D-Sub, female, straight, 15 Poles, solder pins, tin plated shell with clinch nuts | Ma?Mstab/ Scale 1.5:1 |
| | | | | | | Insp. | | | | | |
| | | | | | | Stand. | | | | | |
| 09642127238 | M3 | | 33079 | 29/08/05 | JMDR | HARTING EURL F-95972 Paris | | | | TB 0964212723x | Blatt/ Page 3/3 |
| 09642127237 | UNC 4-40 | | 31058 | 8-JUL-02 | CV | | | | | | |
| Part number | Nut thread | | Mod. | Dat. | Name | | | | | Sub. | |