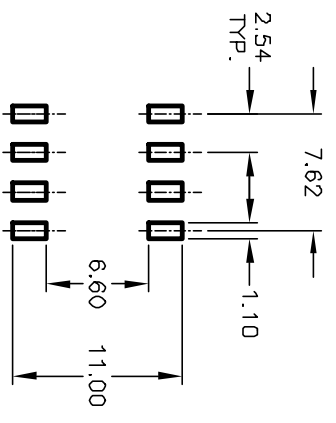
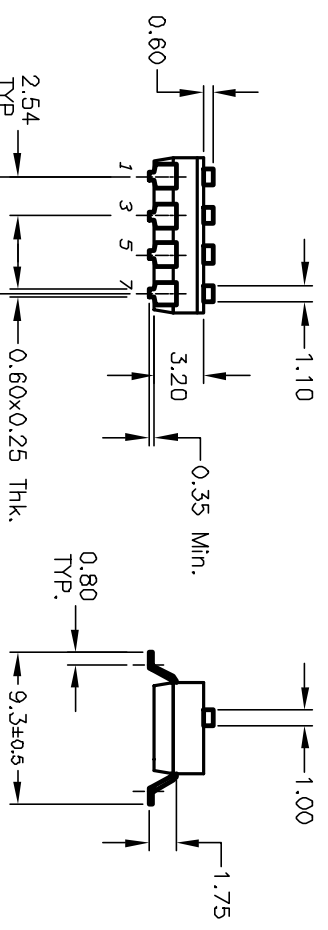


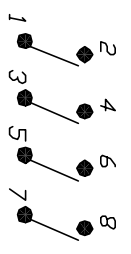
Pos. 1 Designate Pin #1 Location



NOTES:

1. ALL DIMENSIONS IN MM
2. GENERAL TOLERANCE: X.X=±0.4
X.XX=±0.25
3. TERM. NOS. FOR REFERENCE ONLY.
4. CONTACT RATINGS: 25mA @24VDC. (Switch)
100mA @50VDC. (Carry)
- ▲ 5. CONTACT MATERIAL:
CONTACTS: (MOVABLE) Copper w/Gold Plate
TERMINALS: BRASS w/Gold Plate
6. INSULATION RESISTANCE:
100 Mega-ohms min. @500VDC
7. CONTACT RESISTANCE:
50 MILLI-ohms typical @2-4VDC @100mA
8. OPERATING TEMP.:
-40°C to +80°C
9. PACKAGE: IN DISPENSING TUBES
WITH ALL POLES IN THE "OFF" POSITION.

CIRCUIT 4 POSITION



RECOMMENDED P.C.B. LAYOUT

E-SWITCH®

REV. A		12540		RELEASED FOR PRODUCTION		7/1/02		CJB	
REV. ECN No.		DESCRIPTION		DATE		CHKD			
THE INFORMATION CONTAINED IN THIS DOCUMENT IS PROPRIETARY TO E-SWITCH AND IS NOT TO BE COPIED OR TRANSFERRED									
TITLE		SCALE		DATE		DR		REV	
KAJ04 LG GT (GOLD) EXTENDED ACTUATOR		2:1		7/1/02		CJB		W825124	
RECOMMENDED P.C.B. LAYOUT		TITLE		SCALE		DATE		REV	
		KAJ04 LG GT (GOLD) EXTENDED ACTUATOR		2:1		7/1/02		A	