

Thermofit[®] Molded Parts
 Specification Control Drawing
 Limited Distribution

Part Number : 202C642-X-06
 Description : UNI-BOOT

NOTES

- All dimensions are in $\frac{\text{inches}}{\text{[millimeters]}}$
- Dimensions appearing in table are as follows:
 a - As Supplied
 b - After Unrestricted Recovery
- "S" & "T" dimensions apply to a minimum of 240° of circumference.

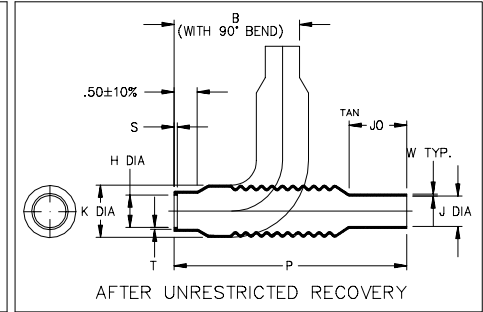
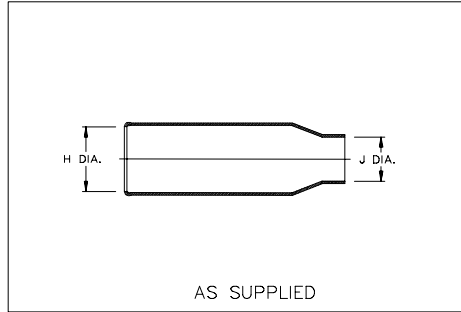


TABLE OF DIMENSIONS

PART NUMBER	H		J		K Max b	P ±10% b	JO ±10% b	S ±.03 b	T ±.03 b	W Min b	B Nom b	FITS SHIELD ADAPTER ENTRY SIZES
	Min a	Max b	Min a	Max b								
202C642-X-06	1.74 [44,2]	.88 [22,3]	1.44 [36,5]	.55 [14,0]	1.49 [37,8]	6.25 [158,7]	1.00 [25,4]	.07 [1,8]	.05 [1,3]	.027 [0,6]	3.08 [78,2]	11 THRU 13

Raychem

RAYCHEM CORPORATION
 300 CONSTITUTION DRIVE
 MENLO PARK, CALIFORNIA 94025

Revision : F
 Date : 3/3/99

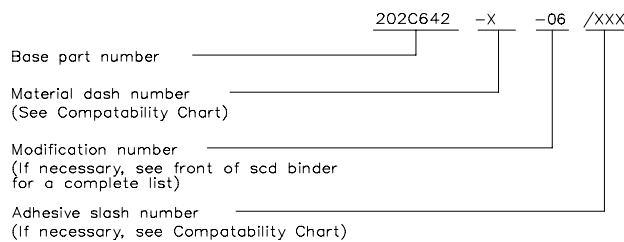
Part Number : 202C642-X-06
 Description : UNI-BOOT

Thermofit[®] Molded Parts
 Specification Control Drawing
 Limited Distribution

Part Number : 202C642-X-06
 Description : UNI-BOOT

MATERIAL DASH NO.	MATERIAL DESCRIPTION	RT SPEC	COATING SLASH NO.	COATING S NO.	COATING DESCRIPTION
-50	Flexible VPB	RT-1313			
-51	Flexible EPB	RT-1321			
-71	Flexible Polyolefin	RT-1316			

ORDERING INFORMATION



THIS DRAWING IS SUBJECT TO CHANGE WITHOUT NOTICE; CONSULT YOUR
 NEAREST FIELD REPRESENTATIVE FOR CURRENT REVISION

Raychem

RAYCHEM CORPORATION
 300 CONSTITUTION DRIVE
 MENLO PARK, CALIFORNIA 94025

Revision : F
 Date : 3/3/99

Part Number : 202C642-X-06
 Description : UNI-BOOT

CAD FILE MP99050