

## Electronic housing - ME MAX 22,5 U-U1 BK - 2279541

Please be informed that the data shown in this PDF Document is generated from our Online Catalog. Please find the complete data in the user's documentation. Our General Terms of Use for Downloads are valid (<http://download.phoenixcontact.com>)



Electronics housing, consisting of: left and right housing shells, front plate, transparent cover, metal foot catch and spring, open housing, 4-pos. (1 x 4-pos.), width: 22.5 mm

The illustration shows the housing versions

### Product Features

- ✓ Plug-in connection with screw, spring-cage or fast connection technology
- ✓ Labels for additional labeling as an option
- ✓ DIN rail bus connector as an option
- ✓ Large front surface for high-pos. plugs or operating and setting elements
- ✓ Large PCB surface despite compact housing dimensions
- ✓ The fitted cover is easy to adapt and print
- ✓ Easy module replacement without interrupting the contact chain
- ✓ Functional earth ground contact as an option
- ✓ Fixed or plug-in connection technology can be combined on up to three connection levels, with different pitches
- ✓ Transparent front cover can be swiveled



### Key commercial data

Packing unit	1 1
Minimum order quantity	50 1
Custom tariff number	85472000
Country of origin	Germany

### Classifications

eCl@ss

eCl@ss 4.0	27180401
eCl@ss 4.1	27180401
eCl@ss 5.0	27180506
eCl@ss 5.1	27180506

## Electronic housing - ME MAX 22,5 U-U1 BK - 2279541

### Classifications

#### eCl@ss

eCl@ss 6.0	27180802
eCl@ss 7.0	27182702
eCl@ss 8.0	27182702

#### ETIM

ETIM 2.0	EC001031
ETIM 3.0	EC001031
ETIM 4.0	EC001031

#### UNSPSC

UNSPSC 6.01	31261501
UNSPSC 7.0901	31261501
UNSPSC 11	31261501
UNSPSC 12.01	31261501
UNSPSC 13.2	31261501

### Approvals

#### Approvals

---

#### Approvals

UL Recognized

---


#### Ex Approvals

---

#### Approvals submitted

---

#### Approval details

UL Recognized 
---

### Accessories

#### Accessories

Ground contact

# Electronic housing - ME MAX 22,5 U-U1 BK - 2279541

## Accessories

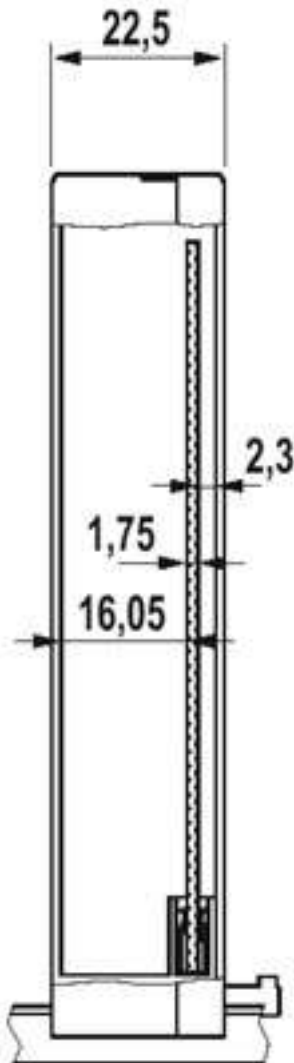
Electronic housing - ME FE-CONTACT - 2908294



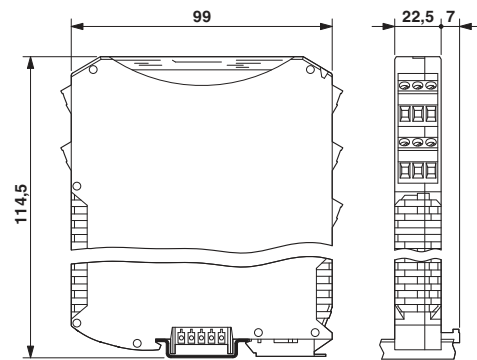
Functional earth ground contact, for intermediate elements.

## Drawings

Dimensioned drawing

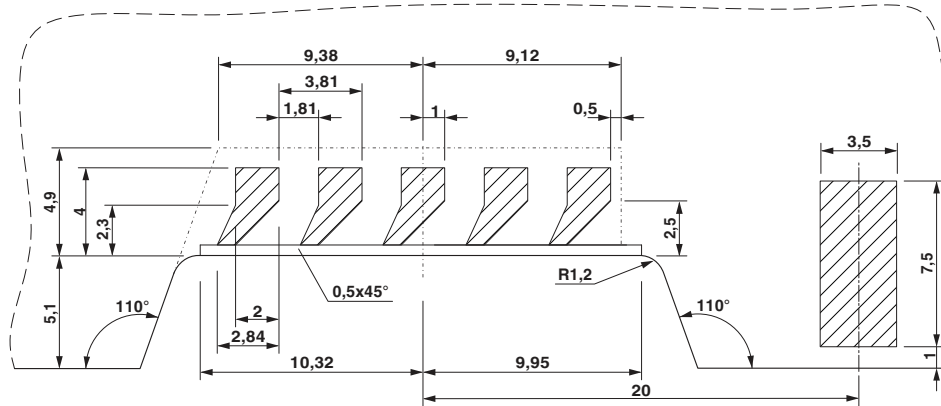


Dimensioned drawing



# Electronic housing - ME MAX 22,5 U-U1 BK - 2279541

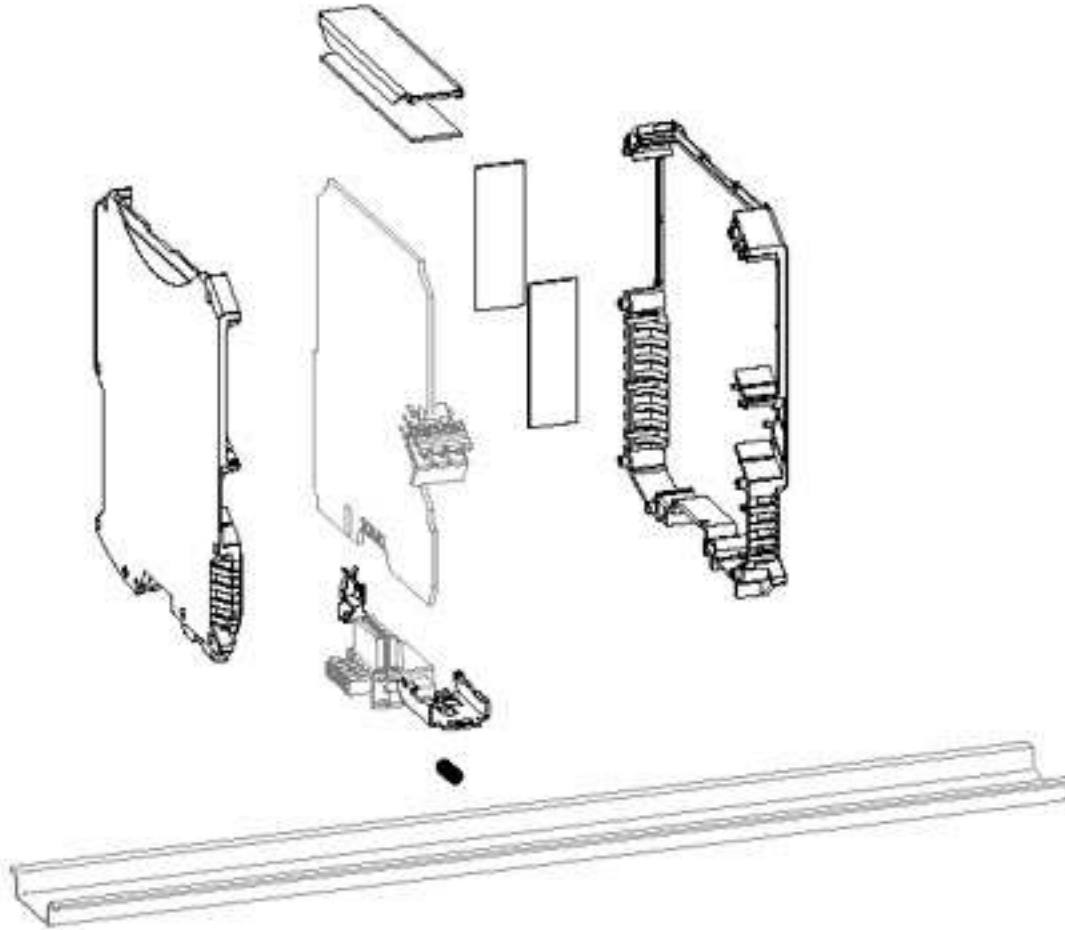
Drilling diagram



Detailed dimensional drawing of the DIN rail connector contact pads

## Electronic housing - ME MAX 22,5 U-U1 BK - 2279541

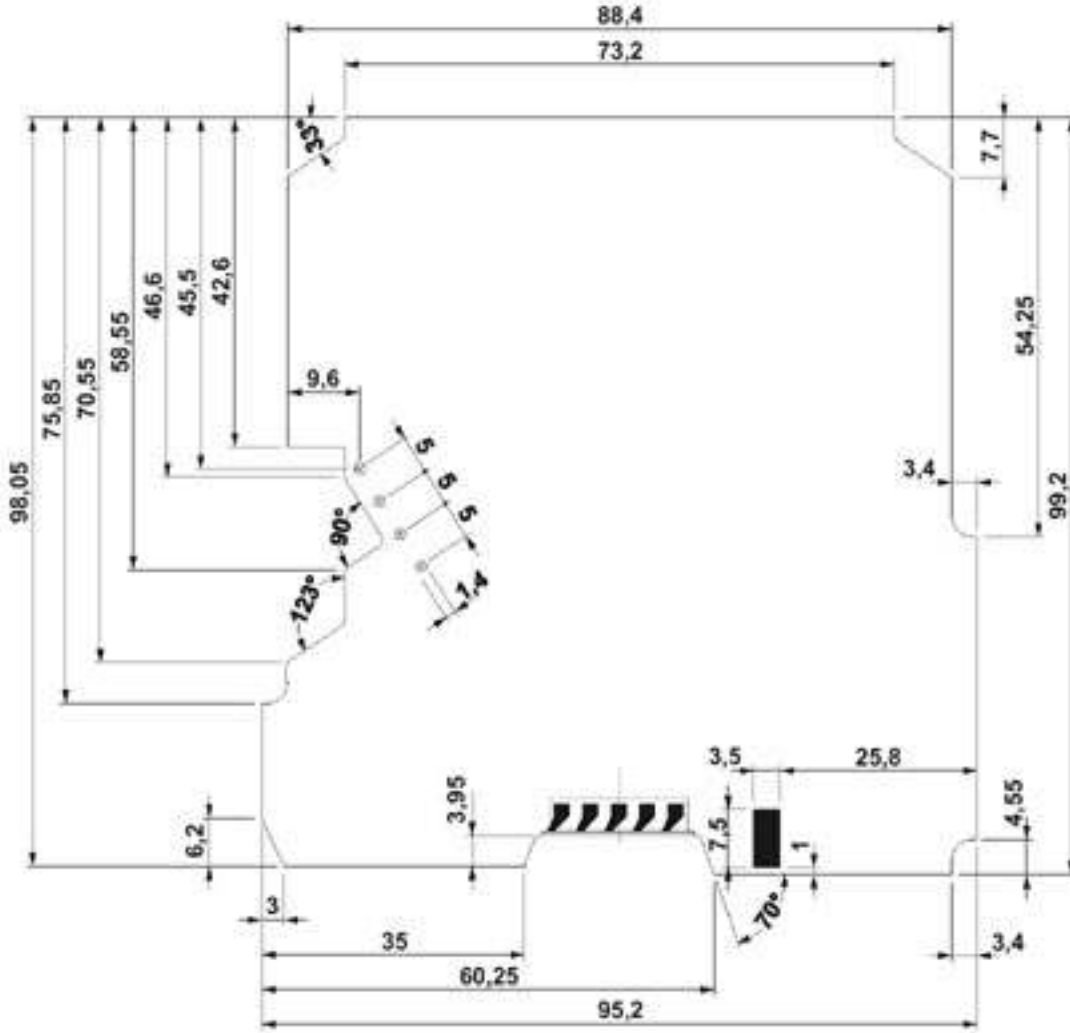
Explosion drawing



The illustration shows a version of the product (open housing) with accessories

# Electronic housing - ME MAX 22,5 U-U1 BK - 2279541

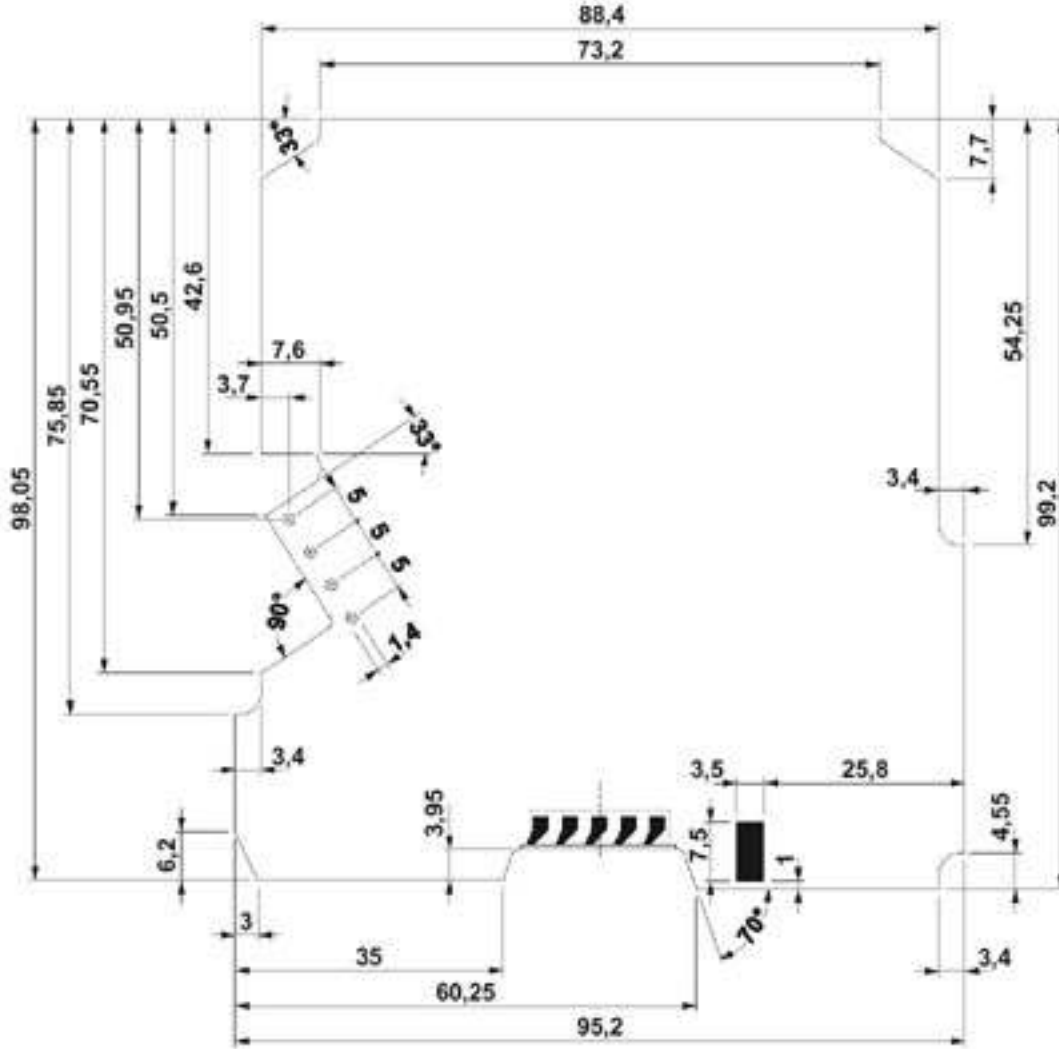
Dimensioned drawing



Dimensional drawing of the ME MAX U-U1 printed circuit board for plug connection (MSTBO), view: component side

# Electronic housing - ME MAX 22,5 U-U1 BK - 2279541

Dimensioned drawing



Dimensional drawing of the ME MAX U-U1 printed circuit board, for printed circuit terminal block connection (MKDSO), view: component side