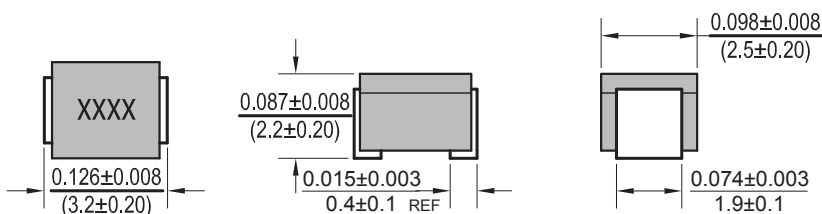





## Molded Chip Inductors

## MC20A

Dimensions:  $\frac{\text{Inches}}{\text{(mm)}}$



Allied Part Number	Inductance (μh)	Tolerance (%)	Q Min.	Test Freq. (MHz)	SRF Min. (MHz)	DCR Max. (Ω)	IDC (mA)
MC20A-R010K-RC	.010	10	15	100	2500	0.13	450
MC20A-R012K-RC	.012	10	17	100	2300	0.14	450
MC20A-R015K-RC	.015	10	19	100	2100	0.16	450
MC20A-R018K-RC	.018	10	21	100	1900	0.18	450
MC20A-R022K-RC	.022	10	23	100	1700	0.20	450
MC20A-R027K-RC	.027	10	23	100	1500	0.22	450
MC20A-R033K-RC	.033	10	25	100	1400	0.24	450
MC20A-R039K-RC	.039	10	25	100	1300	0.27	450
MC20A-R047K-RC	.047	10	26	100	1200	0.30	450
MC20A-R056K-RC	.056	10	26	100	1100	0.33	450
MC20A-R068K-RC	.068	10	27	100	1000	0.36	450
MC20A-R082K-RC	.082	10	27	100	900	0.40	450
MC20A-R10K-RC	.10	10	28	100	700	0.44	450
MC20A-R12K-RC	.12	10	30	25.2	500	0.22	450
MC20A-R15K-RC	.15	10	30	25.2	450	0.25	450
MC20A-R18K-RC	.18	10	30	25.2	400	0.28	450
MC20A-R22K-RC	.22	10	30	25.2	350	0.32	450
MC20A-R27K-RC	.27	10	30	25.2	320	0.36	450
MC20A-R33K-RC	.33	10	30	25.2	300	0.40	450
MC20A-R39K-RC	.39	10	30	25.2	250	0.45	450
MC20A-R47K-RC	.47	10	30	25.2	220	0.50	450
MC20A-R56K-RC	.56	10	30	25.2	180	0.55	450
MC20A-R68K-RC	.68	10	30	25.2	160	0.60	450
MC20A-R82K-RC	.82	10	30	25.2	140	0.65	450

Additional values continued on page 2

Available in tighter tolerances.

All specifications subject to change without notice.

### Features

- 1210 Molded Chip Inductor
- Excellent Solder Heat Resistance
- Welded internal lead frame to coil wire connection

### Electrical

**Inductance Range:** .01μh ~ 330μh

**Tolerance:** 10% over entire range  
Also available in 5% & 20%

**Test Frequency:**

.01μh ~ .1μh measured at 100Mhz,  
.12μh ~ .82μh measured at 25.2Mhz,  
1μh ~ 8.2μh measured at 7.96Mhz,  
10μh ~ 82μh measured at 2.52Mhz,  
100μh ~ 330μh measured at .796Mhz,

**Operating Temp:** -25°C ~ +85°C @ 75% RH

**IDC:** The current at which inductance will drop no more than 10% of it's original value at 1Mhz, 1v.

**L/Q:** Test OCS @ 200mv

### Resistance to Soldering Heat

Pre-heating: 150°C, 1min

Solder Composition: Sn/Ag3.0/Cu0.5

Solder Temperature: 245 ± 5°C

Immersion Time: 4 ± 1sec

### Test Equipment

(L/Q): .01μh~82μh HP4287A + HP16034E

(L/Q): 100μh~470μh HP4292A + HP16034E

(RDC): Chen Hwa 502

(IDC): HP4284A + HP42841A/WK3260B

(SRF): HP4291A


### Physical

**Packaging:** 2000 pieces per 7 inch reel.

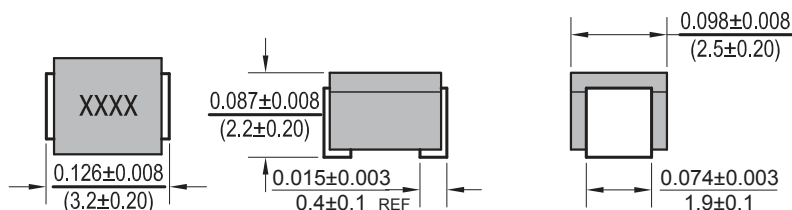
**Marking:** EIA Inductance Code.



# Molded Chip Inductors MC20A



Dimensions:  $\frac{\text{Inches}}{\text{(mm)}}$



Allied Part Number	Inductance (μh)	Tolerance (%)	Q Min.	Test Freq. (MHz)	SRF Min. (MHz)	DCR Max. (Ω)	IDC (mA)
MC20A-1R0K-RC	1.0	10	28	7.96	120	0.70	400
MC20A-1R2K-RC	1.2	10	30	7.96	100	0.75	390
MC20A-1R5K-RC	1.5	10	30	7.96	85	0.85	370
MC20A-1R8K-RC	1.8	10	30	7.96	80	0.90	350
MC20A-2R2K-RC	2.2	10	30	7.96	75	1.00	320
MC20A-2R7K-RC	2.7	10	30	7.96	70	1.10	290
MC20A-3R3K-RC	3.3	10	30	7.96	60	1.20	260
MC20A-3R9K-RC	3.9	10	30	7.96	55	1.30	250
MC20A-4R7K-RC	4.7	10	30	7.96	50	1.50	220
MC20A-5R6K-RC	5.6	10	30	7.96	45	1.60	200
MC20A-6R8K-RC	6.8	10	30	7.96	40	1.80	180
MC20A-8R2K-RC	8.2	10	30	7.96	35	2.00	170
MC20A-100K-RC	10	10	30	2.52	30	2.10	150
MC20A-120K-RC	12	10	30	2.52	20	2.50	140
MC20A-150K-RC	15	10	30	2.52	20	2.80	130
MC20A-180K-RC	18	10	30	2.52	20	3.30	120
MC20A-220K-RC	22	10	30	2.52	20	3.70	100
MC20A-270K-RC	27	10	30	2.52	18	5.00	80
MC20A-330K-RC	33	10	30	2.52	17	5.60	70
MC20A-390K-RC	39	10	30	2.52	16	6.40	65
MC20A-470K-RC	47	10	30	2.52	15	7.00	60
MC20A-560K-RC	56	10	30	2.52	13	8.00	55
MC20A-680K-RC	68	10	30	2.52	12	9.00	50
MC20A-820K-RC	82	10	30	2.52	11	10.0	45
MC20A-101K-RC	100	10	20	.796	10	11.0	40
MC20A-121K-RC	120	10	20	.796	10	11.0	70
MC20A-151K-RC	150	10	20	.796	7	15.0	65
MC20A-181K-RC	180	10	20	.796	7	17.0	60
MC20A-221K-RC	220	10	20	.796	7	21.0	50
MC20A-271K-RC	270	10	20	.796	6	28.0	45
MC20A-331K-RC	330	10	20	.796	5	34.0	40

Available in tighter tolerances.

All specifications subject to change without notice.

## Features

- 1210 Molded Chip Inductor
- Excellent Solder Heat Resistance
- Welded internal lead frame to coil wire connection

## Electrical

**Inductance Range:** .01μh ~ 330μh

**Tolerance:** 10% over entire range  
Also available in 5% & 20%

### Test Frequency:

.01μh ~ .1μh measured at 100Mhz,  
.12μh ~ .82μh measured at 25.2Mhz,  
1μh ~ 8.2μh measured at 7.96Mhz,  
10μh ~ 82μh measured at 2.52Mhz,  
100μh ~ 330μh measured at .796Mhz,

**Operating Temp:** -25°C ~ +85°C @ 75% RH

**IDC:** The current at which inductance will drop no more than 10% of it's original value at 1Mhz, 1v.

**L/Q:** Test OCS @ 200mv

## Resistance to Soldering Heat

Pre-heating: 150°C, 1min

Solder Composition: Sn/Ag3.0/Cu0.5

Solder Temperature: 245 ± 5°C

Immersion Time: 4 ± 1sec

## Test Equipment

(L/Q): .01μh~82μh HP4287A + HP16034E

(L/Q): 100μh~470μh HP4292A + HP16034E

(RDC): Chen Hwa 502

(IDC): HP4284A + HP42841A/WK3260B

(SRF): HP4291A

## Physical

**Packaging:** 2000 pieces per 7 inch reel.

**Marking:** EIA Inductance Code.