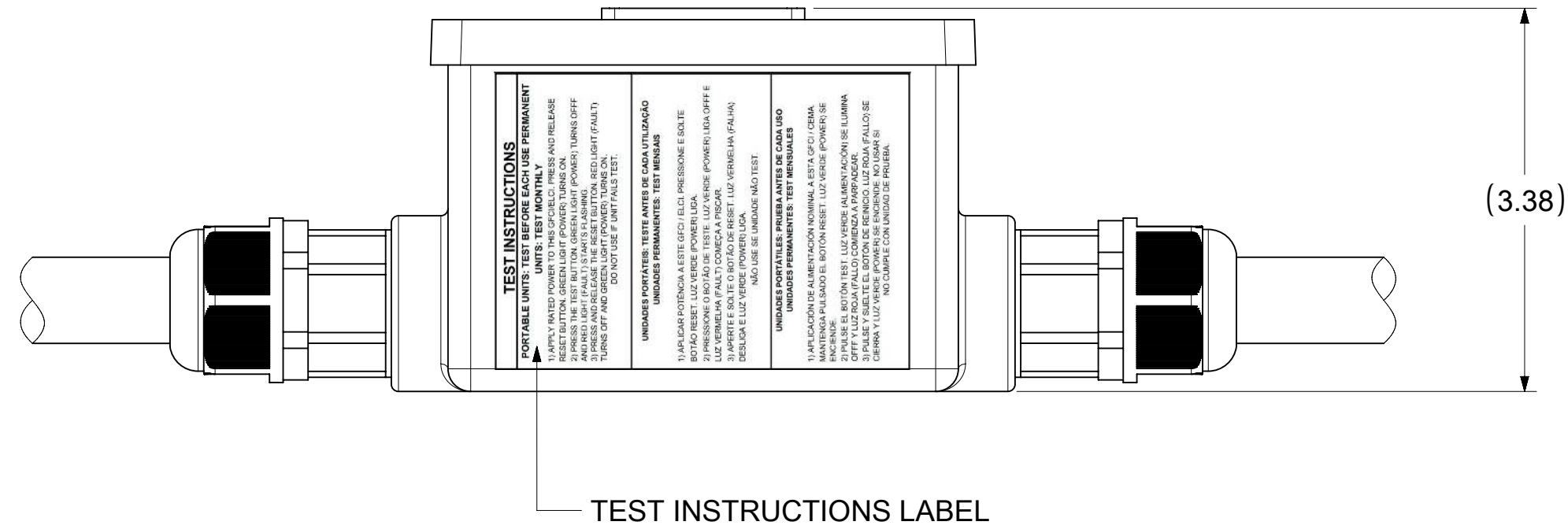
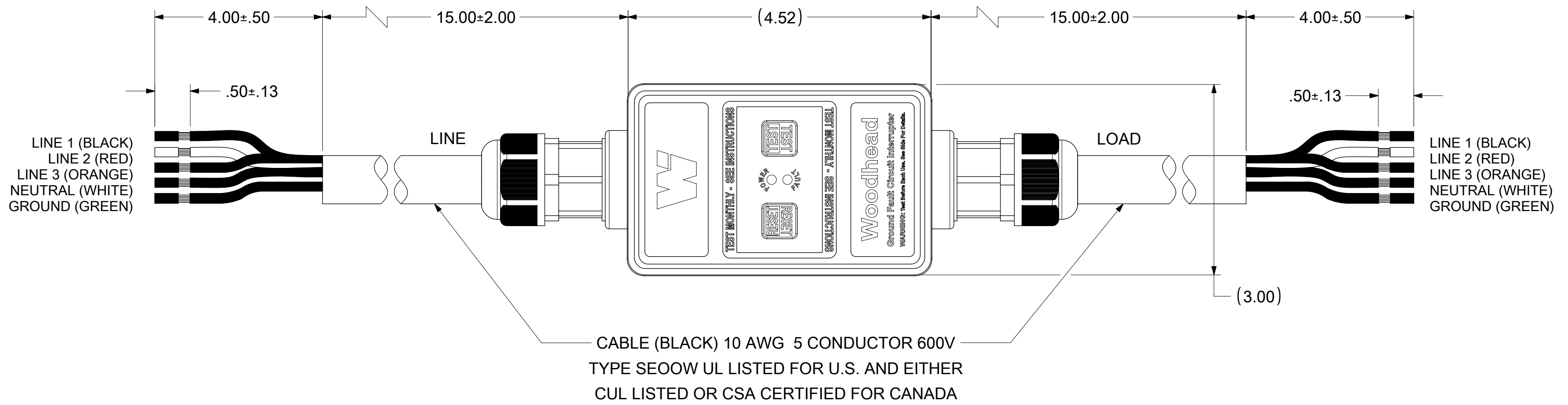


THREE PHASE (WITH NEUTRAL) (120 / 208 VOLTS) (5-WIRE)



**TECHNICAL**

LISTED: UL & CSA  
 RATED SUPPLY VOLTAGE: 120/208VAC  
 RATED CURRENT: UP TO 30 AMPS  
 RESET TYPE: AUTOMATIC OR MANUAL  
 OPERATING FREQUENCY: 60 Hz  
 TYPE: CLASS A  
 GROUND TRIP CURRENT: 5mA +/- 1mA  
 OVERLOAD CURRENT: 180 AMPS, 0.45PF  
 INSULATION VOLTAGE: 1,500 VRMS - 1 MINUTE  
 ENDURANCE OPERATIONS: 3000 OPERATIONS  
 ENCLOSURE: NEMA 4X/6P

OLD DOCUMENT NO. SD-130153-040

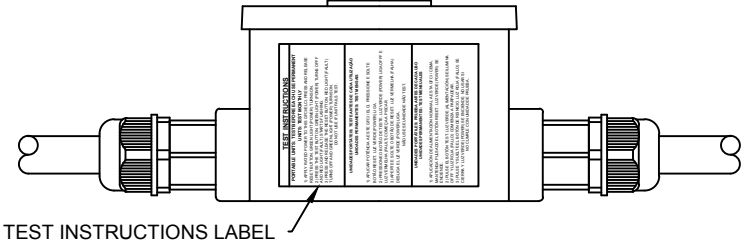
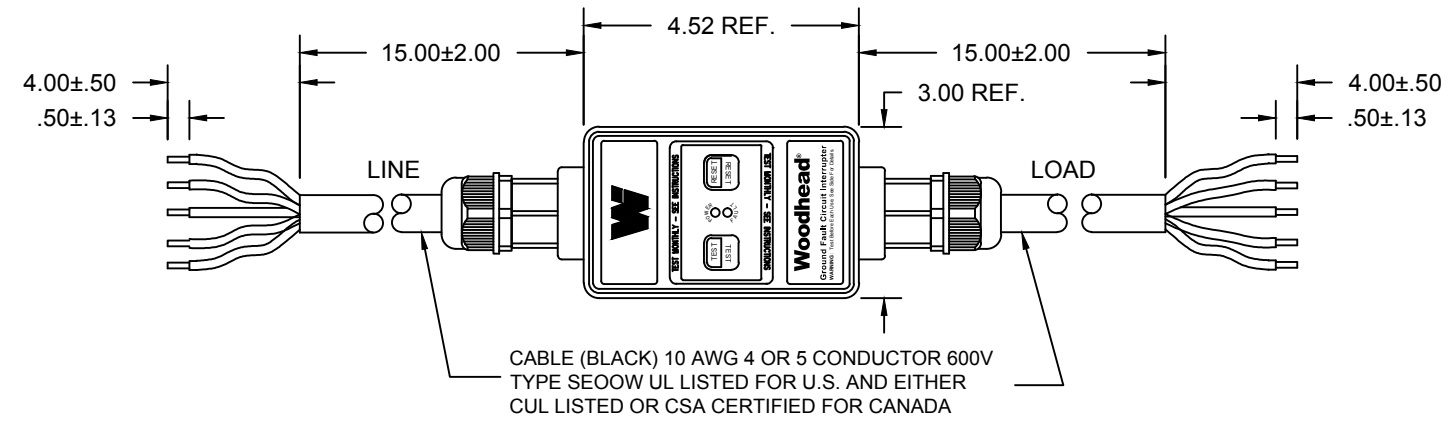
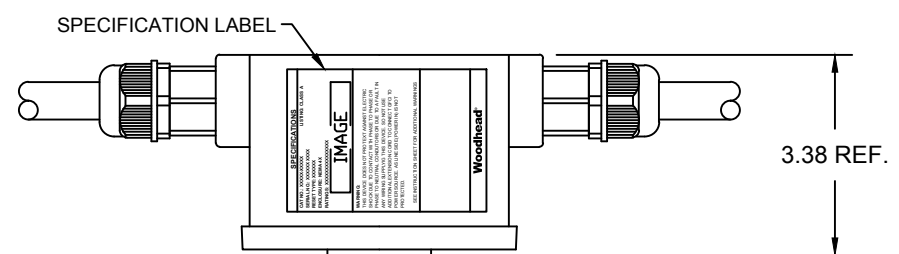
RESET TYPE	MATERIAL NO.	ENGINEERING NO.	NORTH SHORE SAFETY NO	PHASE
MANUAL	1301530250	30053-0M5P	PGFI-430AN	THREE PHASE W/ NEUTRAL
AUTOMATIC	1301530254	30053-0A5P	PGFI-431AN	THREE PHASE W/ NEUTRAL

FUNCTIONAL SYMBOLS	THIS DRAWING CONTAINS INFORMATION THAT IS PROPRIETARY TO MOLEX ELECTRONIC TECHNOLOGIES, LLC AND SHOULD NOT BE USED WITHOUT WRITTEN PERMISSION			
	DIMENSION UNITS	SCALE	CURRENT REV DESC: MIGRATION TO ECTR/NX	
$F_A = 0$	INCH	NTS	<p><b>molex</b></p> <p>30A, 120/208VAC, 3PHASE, 2' 10/5</p> <p>PRODUCT CUSTOMER DRAWING</p>	
$F_C = 0$	GENERAL TOLERANCES (UNLESS SPECIFIED)			
$F_P = 0$	MM	INCH		
DIVISIONAL SYMBOLS	4 PLACES ±	±		
	3 PLACES ±	±	EC NO: 664991	
	2 PLACES ±	±	DRWN: PPURSUTANDEL 2021/07/23	
	1 PLACE ±	±	CHK'D: DNGUYEN62 2021/07/28	
	0 PLACES ±	±	APPR: HKNEELAND 2021/07/29	
	ANGULAR TOL ± °		INITIAL REVISION:	
	DRAFT WHERE APPLICABLE MUST REMAIN WITHIN DIMENSIONS	THIRD ANGLE PROJECTION	DRWN: PPURSUTANDEL 2021/07/23	
		DRAWING	APPR: HKNEELAND 2021/07/29	
		SERIES	DOCUMENT NUMBER	
		C-SIZE 130153	1301530250	
			DOC TYPE	
			PSD	
			DOC PART	
			000	
			REVISION	
			B2	
			MATERIAL NUMBER	
			SEE TABLE	
			CUSTOMER	
			GENERAL MARKET	
			SHEET NUMBER	
			1 OF 1	

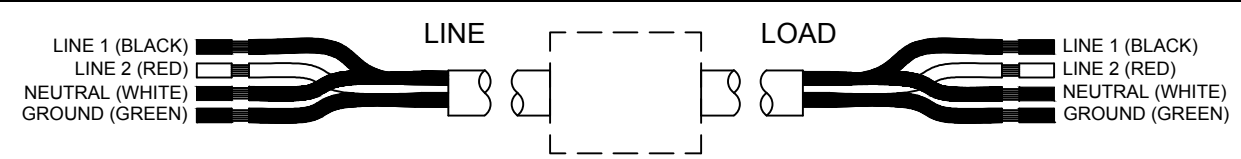
DOCUMENT STATUS	P1	RELEASE DATE	2021/07/29 01:19:50
-----------------	----	--------------	---------------------

**TECHNICAL:**  
**RATED VOLTAGE:** 120VAC, 208VAC, 240VAC, 277VAC, 120/240VAC, 120/208VAC Dual Voltage, 120/208VAC 3Ø, 208VAC 3Ø, 240VAC 3Ø (277VAC non-U.L.)  
**OPERATING VOLTAGE RANGE:** 85% TO 110% OF RATED  
**CURRENT:** UP TO 30 AMPS OR WIRING DEVICE RATING  
**FREQUENCY:** 60Hz, 50Hz (AVAILABLE non-UL)  
**TRIP LEVEL:** 5 ± 1mA  
**PHASE:** SINGLE, DUAL VOLTAGE, AND THREE-PHASE  
**RESPONSE TIME:** 25 mS MAX. @500 OHM FAULT  
**DIELECTRIC WITHSTAND:** 1500 VRMS ACROSS CONTACT  
 4000 VRMS BETWEEN CONDUCTORS AND ENCLOSURE  
**SURGE WITHSTAND:** 6000V IMPULSE, 0.5 MICROSECOND RISE TIME 100KHZ RINGING FREQUENCY WITH 40% DECAY PER CYCLE  
**OPERATING TEMPERATURE RANGE:** -35°C TO +66°C (-31°F TO +151°F)  
**LEAKAGE CURRENT @ 93% HUMIDITY:** ZERO  
**OVERLOAD CURRENT:** 180 AMPS, 50% INDUCTIVE (25 CYCLES)  
**RF NOISE SUSCEPTIBILITY:** NORMAL OPERATION WITH 0.5 VRMS INJECTED ON POWER LINE WITH FREQUENCIES UP TO 450 MHz  
**CURRENT FILTERS:** SPECIFICALLY FILTERED TO MINIMIZE NUISANCE TRIPS IN WELDING, VARIABLE FREQUENCY DRIVE AND OTHER 'ELECTRICALLY NOISY' APPLICATIONS  
**LET GO LINE VOLTAGE:** 60% OF RATED  
**GROUNDING NEUTRAL DETECTION:** 2 OHMS OR LESS (ON APPLICABLE MODELS ONLY)

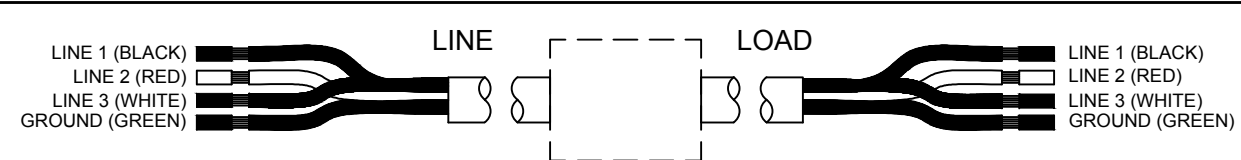
**GENERAL:**  
**CONSTRUCTION:** INDUSTRIAL GRADE DESIGN  
**TYPE:** CLASS A  
**POWER-UP TYPE:** AUTO OR MANUAL  
**ENDURANCE:** 5000 OPERATIONS MINIMUM AT RATED LOAD  
**OPEN NEUTRAL PROTECTION:** TRIPS UPON LOSS OF NEUTRAL (ON APPLICABLE MODELS ONLY)  
**GROUNDING NEUTRAL PROTECTION:** TRIPS IF GROUND AND NEUTRAL TOUCH AT LOAD SIDE (ON APPLICABLE MODELS ONLY)  
**POWER ON INDICATION:** LIGHTED GREEN LED  
**POWER OFF INDICATION:** BLINKING RED LED, PLUS OPTIONAL ANNUNCIATOR OF AC/DC OUTPUTS (ON APPLICABLE MODELS ONLY)  
**ENCLOSURE:** NEMA 4X/P6  
**MOUNTING TYPE:** PANEL, SURFACE AND PORTABLE  
**WIRING APPLICATION:** 3,4,5 WIRE SINGLE, SPLIT, AND 3-PHASE  
**WIRING CONNECTIONS:** PORTABLE (IN-LINE) AND PERMANENT (FIXED MOUNT) (SEE WIRING INSTRUCTIONS)  
**SWITCH INTERFACE:** DOUBLE INSULATED  
**LATCHING MECHANISM:** ELECTROMAGNETIC  
**FALSE TRIP DUE TO IMPACT:** NONE  
**AGENCY APPROVAL:** cULus, CSA, CSAus and cCSAus (U.L.943 and CSA C22.2 No. 144) (277VAC non-U.L.)



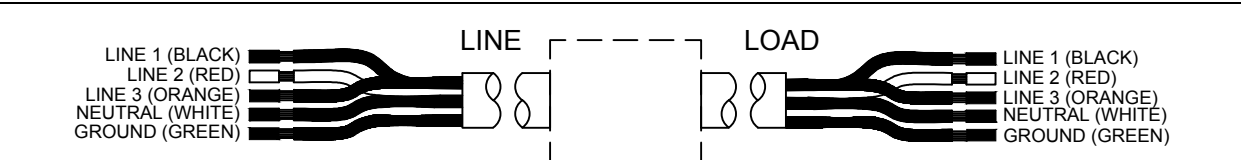
**FIGURE 1**  
**SPLIT PHASE (120 / 208 VOLTS, 120 / 240 VOLTS) (4-WIRE)**



**FIGURE 2**  
**THREE PHASE (NO NEUTRAL) (208 / 240 VOLTS) (4-WIRE)**



**FIGURE 3**  
**THREE PHASE (WITH NEUTRAL) (120 / 208 VOLTS) (5-WIRE)**



RESET TYPE	MATERIAL NO.	ENGINEERING NO.	PHASE	FIGURE
MANUAL	1301530247	30053-0M6P	SPLIT PHASE	FIGURE 1
	1301530248	30053-0M3P	THREE PHASE	FIGURE 2
	1301530249	30053-0M2P	THREE PHASE	FIGURE 2
	1301530250	30053-0M5P	THREE PHASE W/ NEUTRAL	FIGURE 3
AUTOMATIC	1301530251	30053-0A6P	SPLIT PHASE	FIGURE 1
	1301530252	30053-0A3P	THREE PHASE	FIGURE 2
	1301530253	30053-0A2P	THREE PHASE	FIGURE 2
	1301530254	30053-0A5P	THREE PHASE W/ NEUTRAL	FIGURE 3

UPDATED SPECS EC NO: IPG2014-1788 DRWN: BARDEN 2014/04/14 CHKD: HKNEELAN 2014/04/30 APPR: JFMURPHY 2014/03/27	QUALITY SYMBOLS ▽=0 ▽C=0	GENERAL TOLERANCES (UNLESS SPECIFIED)		DIMENSION STYLE INCH		SCALE NTS	DESIGN UNITS INCH	THIRD ANGLE PROJECTION		
		4 PLACES	±---	±---	DRAWN BY	DATE	TITLE <b>PORTABLE GFCI WITH LEADS          30AMP SPLIT &amp; 3 PHASE          #10/4&amp;5 CABLE</b>			
		3 PLACES	±---	±.005	BARDEN	2014/01/07				
		2 PLACES	±0.13	±.010	CHECKED BY	DATE	MOLEX INCORPORATED			
1 PLACE	±0.25	±.020	HKNEELAN	2014/03/07						
ANGULAR ±.5°		DRAFT WHERE APPLICABLE MUST REMAIN WITHIN DIMENSIONS		APPROVED BY JFMURPHY	DATE 2014/03/27	MATERIAL NO. SEE CHART	DOCUMENT NO. SD-130153-040	SHEET NO. 1 OF 1		
SIZE B		THIS DRAWING CONTAINS INFORMATION THAT IS PROPRIETARY TO MOLEX INCORPORATED AND SHOULD NOT BE USED WITHOUT WRITTEN PERMISSION								