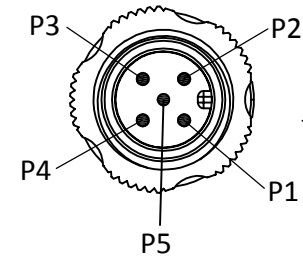
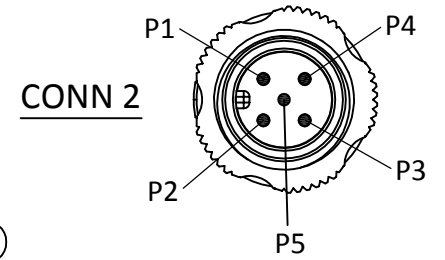
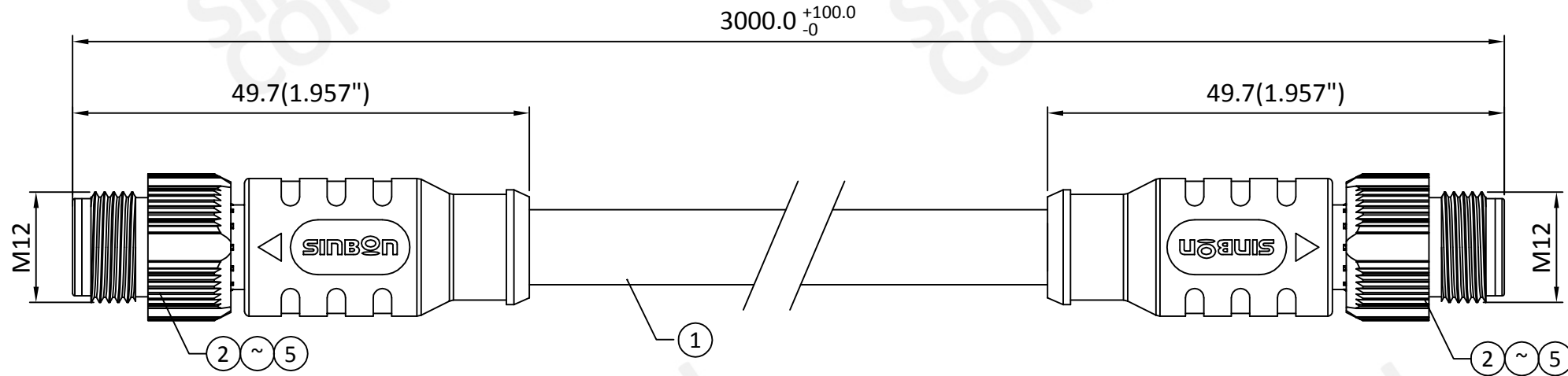


1	2
MOLD TYPE	MOLD NO.
CONN. OVERMOLD	CPO0220
CONN. COVER	PPO0239
ITEM	ITEM
3,4	5

5	6	7	8
REV.	ECN NO.	DATE	BY
01		Sep/03/2020	Aine Li
			DESCRIPTION
			RELEASED



CONN 1



CONN 2

WIRE RUN LIST			
AWG	CONN 1	COLOR	CONN 2
24	1	BROWN	1
	2	WHITE	2
	3	BLUE	3
	4	BLACK	4
	5	GRAY	5

NOTES:

- TESTING SPEC.:
COND. RESISTANCE: 3Ω MAX.
INSUL. RESISTANCE: 10MΩ MIN.
TESTING VOLTAGE: 300V DC
- IP67 WHEN MATED.
- FOLLOW IPC620 CLASS II STANDARD TO ASSEMBLY AND INSPECTION.
- RoHS COMPLIANCE.

5.	A/R	PE,TRANS-CLEAR,PE101(A50800001002SD)
4.	A/R	PLASTIC MASTERBATCH,BLACK,FOR TPU(A51700027001SD)
3.	A/R	TPU, SHORE A 78, NATURAL, HF (A51100057001SD)
2.	2	I/O CONN., MALE, 5P (A30510637001SD)
1.	A/R	CABLE, UL20549, #24*5C+AEB, OD=5.2 (HT1702266)
ITEM	QTY	DESCRIPTION

THIS DRAWING CONTAINS CONFIDENTIAL INFORMATION AND IS THE PROPERTY OF SINBON ELECTRONICS CO., LTD. IT MAY NOT BE USED OR ITS CONTENTS COPIED OR DISCLOSED TO A THIRD PARTY WITHOUT PRIOR WRITTEN CONSENT AND IS TO BE RETURNED PROMPTLY UPON REQUEST BY SINBON ELECTRONICS CO., LTD.

CUSTOMER :		SINBON	
DigiKey		SINBON Electronics Co., Ltd.	
CUSTOMER P/N :	REV.	DESCRIPTION :	
N/A	N/A	5P male-male anti-vibe IP67, 3M	
UNLESS OTHERWISE SPECIFIED TOLERANCE :		PART NUMBER :	
1 ~ 10 : ±1		M12A-05CMSMS-UL24N30	
11 ~ 30 : ±2		REV.	
31 ~ 50 : ±3		01	
51 ~ 200 : ±5		SIZE	
201 ~ 400 : ±7		A3	
> 401 : ±10		UNIT	
ANGLES : ±1°		mm	
DRA. Sep/03/2020		SCALE	
CHK. Sep/03/2020		NONE	
APR. Sep/03/2020		SHEET	
Kevin Qiu		1 of 1	