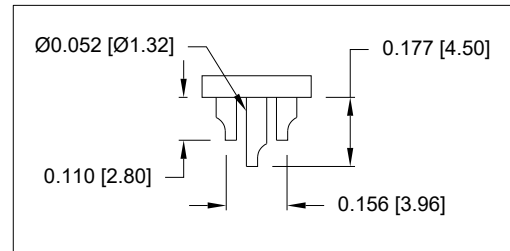
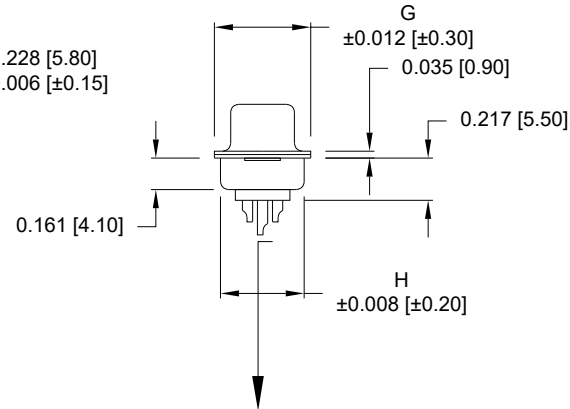
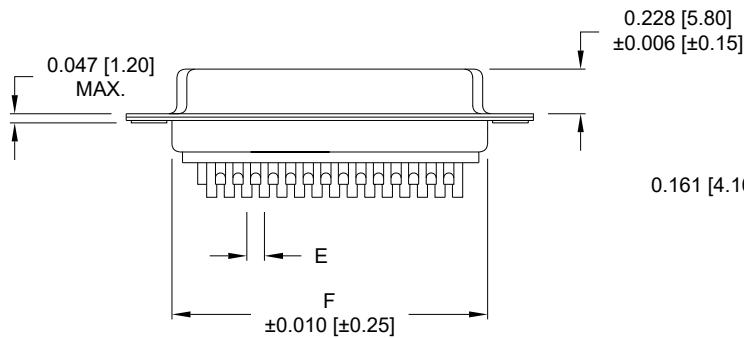
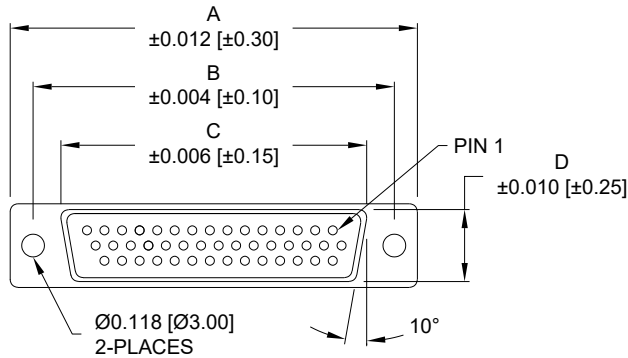


DESCRIPTION: HIGH DENSITY FEMALE - SOLDER CUP

DIMENSIONS

No. OF PINS		A	B	C	D	E	F	G	H
15	inch	1.213	0.984	0.643	0.311	0.090	0.756	0.496	0.429
	mm	30.80	24.99	16.34	7.90	2.29	19.20	12.60	10.90
26	inch	1.543	1.312	0.966	0.311	0.090	1.091	0.496	0.429
	mm	39.15	33.32	24.53	7.90	2.29	27.70	12.60	10.90
44	inch	2.087	1.852	1.512	0.311	0.090	1.618	0.496	0.429
	mm	53.00	47.04	38.40	7.90	2.29	41.10	12.60	10.90
62	inch	2.728	2.500	2.156	0.311	0.095	2.256	0.496	0.429
	mm	69.30	63.50	54.76	7.90	2.41	57.30	12.60	10.90
78	inch	2.638	2.406	2.057	0.429	0.095	2.169	0.606	0.526
	mm	67.00	61.10	52.26	10.90	2.41	55.10	15.40	13.35

4 ROWS



NOTE: WILL ACCEPT UP TO 24 AWG WIRE

SPECIFICATIONS:

MATERIALS:

INSULATOR:

PBT 30% GF, UL94 V-0
(PROCESS TEMP 230°C)

CONTACTS:

GOLD PLATED BRASS OVER NICKEL

SHELL:

NICKEL OR TIN PLATED STEEL

ELECTRICAL:

RATED CURRENT:

3A

VOLTAGE:

500VAC FOR 1 MINUTE

INSULATION RESISTANCE:

1000 MOhms MIN.

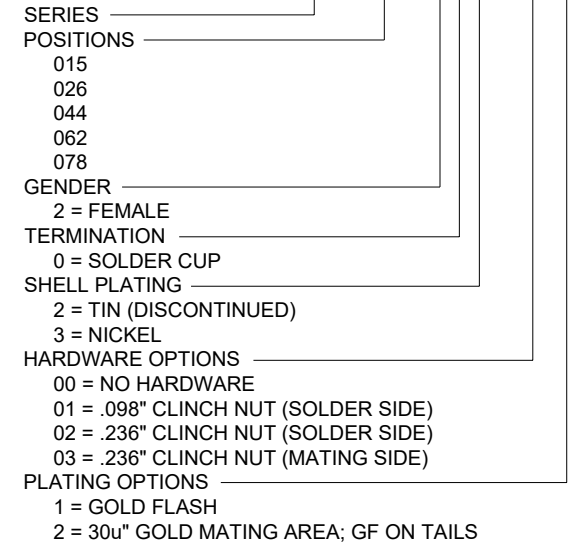
CONTACT RESISTANCE:

15 mOhms MAX.

ENVIRONMENT:

OPERATING TEMPERATURE: -50°C TO +100°C

180-YYY-20YLYY1



RoHS COMPLIANT

UNITS = inch [mm]

DO NOT SCALE FROM DRAWING



THESE DRAWINGS AND SPECIFICATIONS ARE THE PROPERTY OF NorComp AND SHALL NOT BE REPRODUCED, COPIED OR USED AS THE BASIS FOR THE MANUFACTURE OR SALE OF APPARATUS WITHOUT WRITTEN PERMISSION.

DRAWN:

P. JENKINS

DATE:

08/12/1998

NorComp

SCALE: NTS

SHEET 1 OF 2

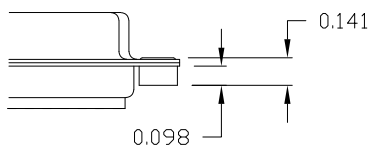
REV 14

DWG NO.

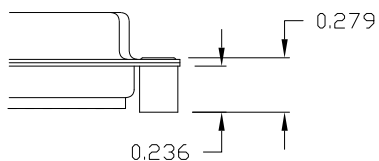
180-YYY-20YLYY1

ALL CLINCH-NUTS ARE 4-40 INTERNAL THREADS

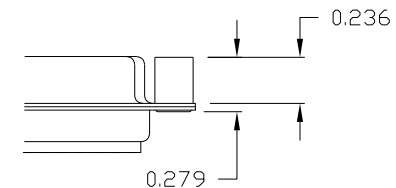
01 0.098" (SOLDER SIDE)



02 0.236" (SOLDER SIDE)



03 0.236" (MATING SIDE)



RoHS COMPLIANT

UNITS = inch

DO NOT SCALE FROM DRAWING



THESE DRAWINGS AND SPECIFICATIONS ARE THE PROPERTY OF NorComp AND SHALL NOT BE REPRODUCED, COPIED OR USED AS THE BASIS FOR THE MANUFACTURE OR SALE OF APPARATUS WITHOUT WRITTEN PERMISSION.

DRAWN:
P. JENKINS

DATE:
08/12/1998

NorComp

SCALE:
NTS

SHEET OF
2 2

REV
14

DWG NO.

180-YYY-20YLYY1