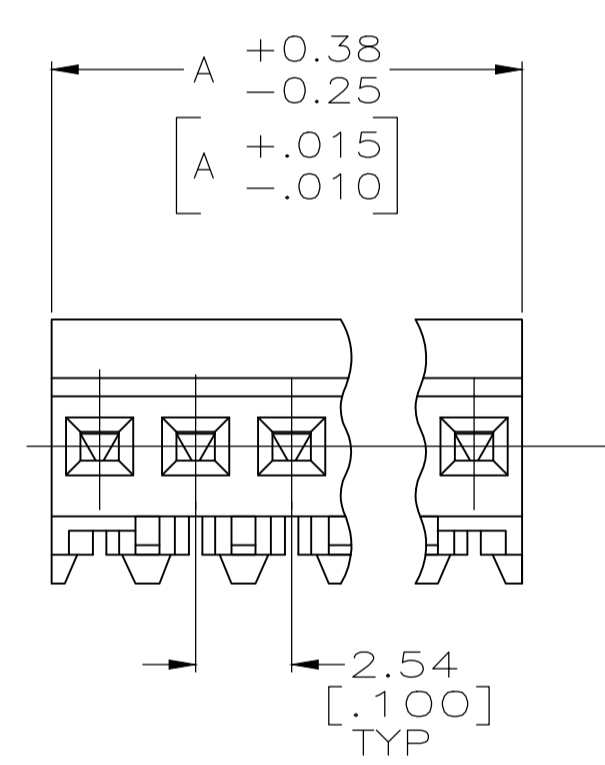
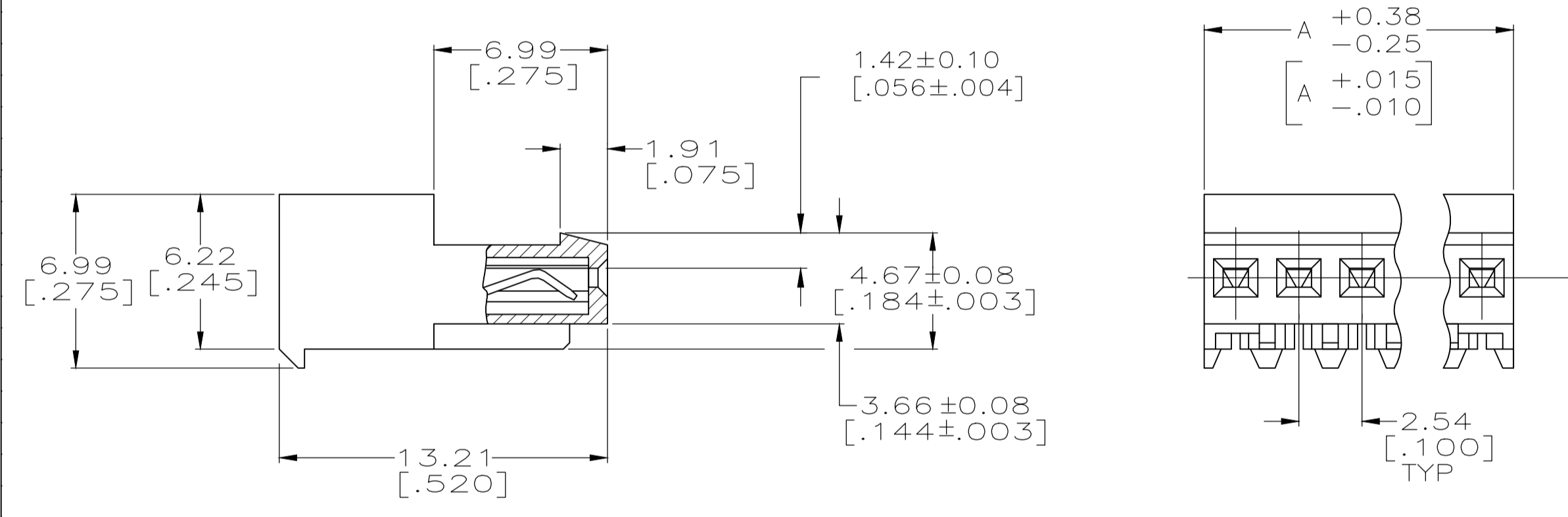
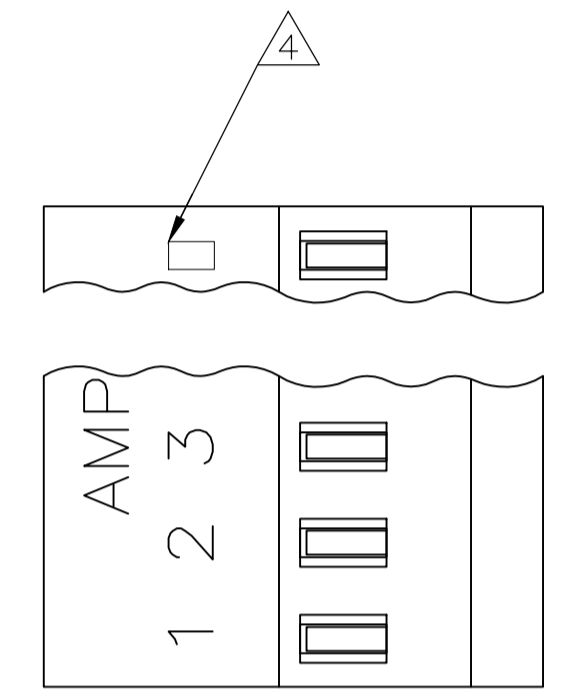


- 1 MATERIAL: CONNECTOR-NYLON UL94V-2 (BLUE).
CONTACTS-0.30 [.012] THICK COPPER ALLOY
0.00038 [.000015] GOLD OR 0.00038 [.000015]
TOTAL GOLD FLASH OVER PALLADIUM NICKEL,
PER TE CONNECTIVITY'S DISCRETION, IN CONTACT
AREA WITH MATTE TIN-LEAD FOR 641192-2 THRU
2-641192-8, MATTE WHISKER MITIGATED TIN FOR
3-641192-2 THRU 5-641192-8 OVER NICKEL
UNDERPLATE.
- 2 CONTACTS ACCEPT 26 AWG WIRE WITH 1.52 [.060] MAX INSULATION DIAMETER.
- 3 CONTACTS MUST ACCEPT 0.64±0.03 [.025±.001] SQUARE POST AND REMAIN LOCKED IN POSITION.
- 4 IDENTIFICATION NUMBER FOR LAST CIRCUIT MAY NOT APPEAR ON ALL ASSEMBLIES.
- 5 DIMENSIONS IN BRACKETS ARE IN INCHES.
- 6 HOUSING FEATURES ARE: CLOSED END WITH LOCKING RAMP.
- 7 OBSOLETE PARTS: OBSOLETE CIS STREAMLINING PER D.RENAUD/D.SINISI



LEAD FREE	71.12 [.2.800]	28	5-641192-8
	66.04 [.2.600]	27	5-641192-7
	63.50 [.2.500]	26	5-641192-6
	63.50 [.2.500]	25	5-641192-5
	60.96 [.2.400]	24	5-641192-4
	58.42 [.2.300]	23	5-641192-3
	55.88 [.2.200]	22	5-641192-2
	53.34 [.2.100]	21	5-641192-1
	50.80 [.2.000]	20	5-641192-0
	48.26 [.1.900]	19	4-641192-9
	45.72 [.1.800]	18	4-641192-8
	43.18 [.1.700]	17	4-641192-7
	40.64 [.1.600]	16	4-641192-6
	38.10 [.1.500]	15	4-641192-5
	35.56 [.1.400]	14	4-641192-4
	33.02 [.1.300]	13	4-641192-3
	30.48 [.1.200]	12	4-641192-2
	27.94 [.1.100]	11	4-641192-1
	25.40 [.1.000]	10	4-641192-0
	22.86 [.900]	9	3-641192-9
20.32 [.800]	8	3-641192-8	
17.78 [.700]	7	3-641192-7	
15.24 [.600]	6	3-641192-6	
12.70 [.500]	5	3-641192-5	
10.16 [.400]	4	3-641192-4	
7.62 [.300]	3	3-641192-3	
5.08 [.200]	2	3-641192-2	
DIM A	NO.OF POSN	ASSEMBLY	

△ SUPERCEDED BY 5-641192-8	LEAD FREE CONTACTS
△ SUPERCEDED BY 5-641192-7	
△ SUPERCEDED BY 5-641192-6	
△ SUPERCEDED BY 5-641192-5	
△ SUPERCEDED BY 5-641192-4	
△ SUPERCEDED BY 5-641192-3	
△ SUPERCEDED BY 5-641192-2	
△ SUPERCEDED BY 5-641192-1	
△ SUPERCEDED BY 4-641192-9	
△ SUPERCEDED BY 4-641192-8	
△ SUPERCEDED BY 4-641192-7	
△ SUPERCEDED BY 4-641192-6	
△ SUPERCEDED BY 4-641192-5	
△ SUPERCEDED BY 4-641192-4	
△ SUPERCEDED BY 4-641192-3	
△ SUPERCEDED BY 4-641192-2	
△ SUPERCEDED BY 4-641192-1	
△ SUPERCEDED BY 4-641192-0	
△ SUPERCEDED BY 3-641192-8	

71.12 [.2.800]	28	2-641192-8
66.04 [.2.600]	27	2-641192-7
63.50 [.2.500]	26	2-641192-6
63.50 [.2.500]	25	2-641192-5
60.96 [.2.400]	24	2-641192-4
58.42 [.2.300]	23	2-641192-3
55.88 [.2.200]	22	2-641192-2
53.34 [.2.100]	21	2-641192-1
50.80 [.2.000]	20	2-641192-0
48.26 [.1.900]	19	1-641192-9
45.72 [.1.800]	18	1-641192-8
43.18 [.1.700]	17	1-641192-7
40.64 [.1.600]	16	1-641192-6
38.10 [.1.500]	15	1-641192-5
35.56 [.1.400]	14	1-641192-4
33.02 [.1.300]	13	1-641192-3
30.48 [.1.200]	12	1-641192-2
27.94 [.1.100]	11	1-641192-1
25.40 [.1.000]	10	1-641192-0
22.86 [.900]	9	641192-9
20.32 [.800]	8	641192-8
17.78 [.700]	7	641192-7
15.24 [.600]	6	641192-6
12.70 [.500]	5	641192-5
10.16 [.400]	4	641192-4
7.62 [.300]	3	641192-3
5.08 [.200]	2	641192-2
DIM A	NO.OF POSN	ASSEMBLY

THIS DRAWING IS A CONTROLLED DOCUMENT.

DIMENSIONS: mm [INCHES]	TOLERANCES UNLESS OTHERWISE SPECIFIED:	DIN S. HOOPER 20-DEC-2004	TE Connectivity
0 PLC ±	1 PLC ±	20-DEC-2004	MTA .100 CONNECTOR ASSEMBLY
2 PLC ±	3 PLC ±		26 AWG, STANDARD
4 PLC ±	ANGLES ±		

APPROVED: D. ROSSI 20-DEC-2004

PRODUCT SPEC: 108-1050

APPLICATION SPEC: 114-1019

SIZE: A1

WEIGHT: 00779

CUSTOMER DRAWING

SCALE: 5:1

SHEET 1 OF 1

REV W