

DO NOT SCALE FROM THIS PRINT

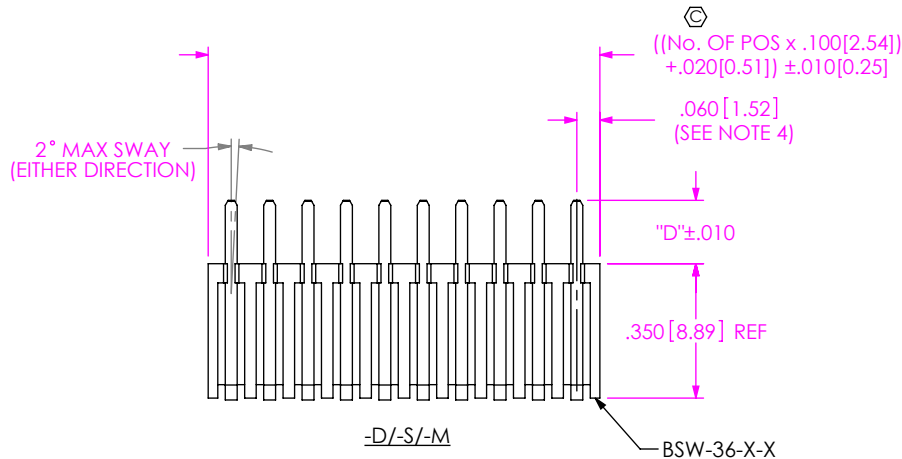
BSW-1XX-X4-X-X-X

No OF POSITIONS  
-02 THRU -36 (PER ROW)  
LEAD STYLE  
-04: C-8-5-X (STANDARD I/W FORCES)  
-24: C-17-5-X (LOW I/W FORCES)

OPTION  
-S: STANDOFFS (USE BSW-36-X-S, SEE TABLE 1)  
ROW SPECIFICATION  
SEE TABLE 1

PLATING SPECIFICATION

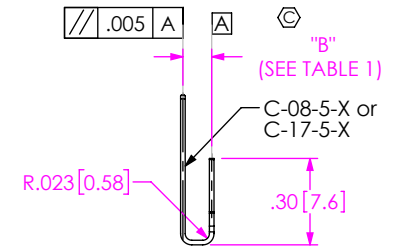
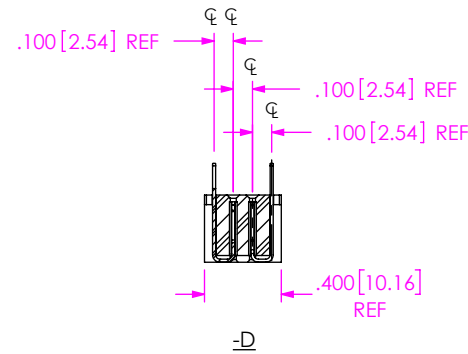
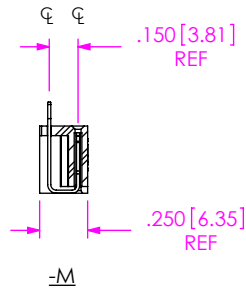
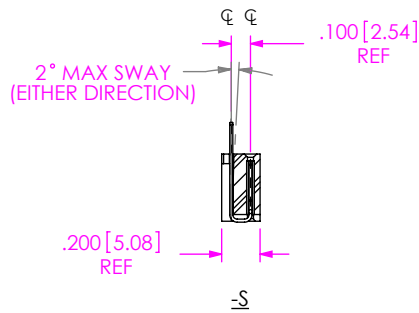
-G: 20µ" GOLD IN CONTACT AREA, 3µ" GOLD ON TAIL  
-T: MATTE TIN CONTACT AND TAIL (STYLE -04 ONLY)  
-S: 30µ" SELECTIVE GOLD IN CONTACT AREA, MATTE TIN ON TAIL  
-H: 30µ" HEAVY GOLD IN CONTACT AREA, 3µ" GOLD ON TAIL (STYLE -04 ONLY)  
-L: 10µ" SELECTIVE GOLD IN CONTACT AREA, MATTE TIN ON TAIL



**TABLE 1**

ROW / OPTION	"B"	"C"	"D"	USE BODY
- D	.100 [2.54]	—	.165 [4.19]	BSW-36-D
- S	.100 [2.54]	—	.165 [4.19]	BSW-36-S
*- M	.150 [3.81]	—	.125 [3.18]	BSW-36-M
*- D - S	.100 [2.54]	.15 [3.8]	—	BSW-36-D-S
*- S - S	.100 [2.54]	.15 [3.8]	—	BSW-36-S-S

\*=Existing customers only



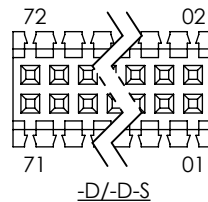
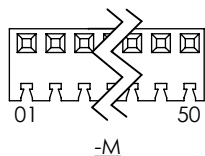
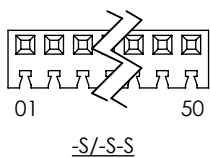
CONTACT SCALE 1.5:1  
CRITICAL 1 DIMMENSION MUST BE VERIFIED AT BEGINNING, MIDDLE, AND END OF EACH LOT

FINAL ASSEMBLY

NOTES:

1. Ⓢ REPRESENTS A CRITICAL DIMENSION.
2. MINIMUM PUSHOUT FORCE: 3lbs.
3. MAXIMUM ALLOWABLE BOW: T/B .003[.08] INCH/INCH, S/S .008[0.20] INCH/INCH AFTER ASSEMBLY.
4. "END WALLS" AFTER CUTTING SHOULD BE .023[.58]
5. MAXIMUM CUT FLASH: .010[.25].
6. THE IDENTIFICATION SIDE IS TO BE DOWN OR AGAINST THE FORM TOOLING.

POSITION NUMBER LAYOUT



UNLESS OTHERWISE SPECIFIED, DIMENSIONS ARE IN INCHES.  
TOLERANCES ARE:  
DECIMALS .XX: ±.01 [.3]  
.XXX: ±.005 [.13]  
.XXXX: ±.0020 [.051]

**PROPRIETARY NOTE**  
THIS DOCUMENT CONTAINS CONFIDENTIAL AND PROPRIETARY INFORMATION AND ALL DESIGN, MANUFACTURING, REPRODUCTION, USE, PATENT RIGHTS AND SALES RIGHTS ARE EXPRESSLY RESERVED BY SAMTEC, INC. THIS DOCUMENT SHALL NOT BE DISCLOSED, IN WHOLE OR PART, TO ANY UNAUTHORIZED PERSON OR ENTITY NOR REPRODUCED, TRANSFERRED OR INCORPORATED IN ANY OTHER PROJECT IN ANY MANNER WITHOUT THE EXPRESS WRITTEN CONSENT OF SAMTEC, INC.

MATERIAL:  
INSULATOR: PET, UL 94 VO, COLOR: BLACK  
CONTACT: PHOS BRONZE

DO NOT SCALE DRAWING SHEET SCALE: 2:1

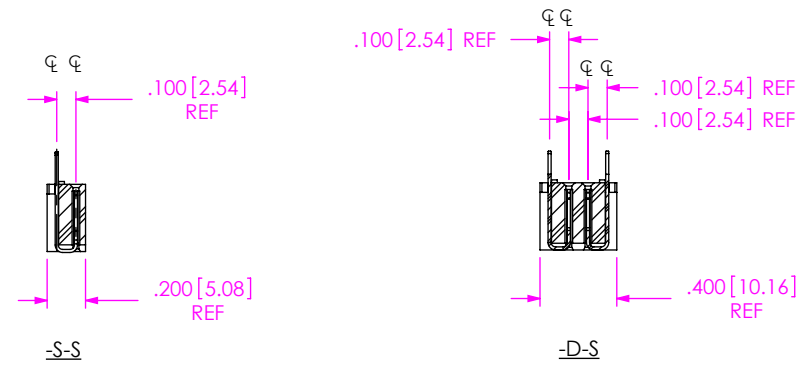
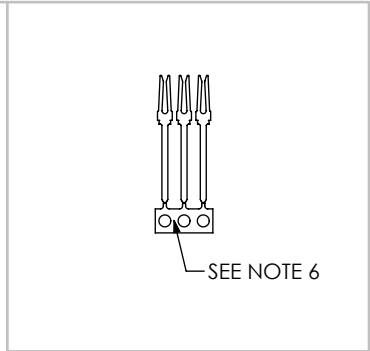
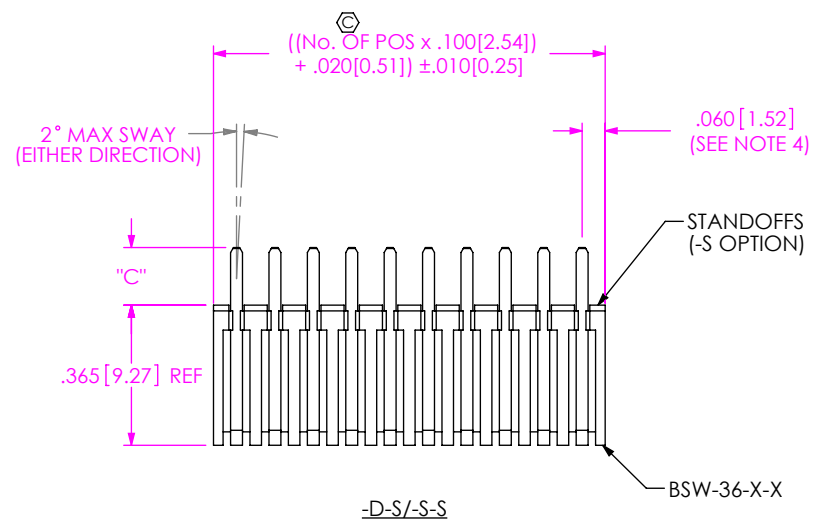
DESCRIPTION:  
.100 BOTTOM MOUNT SOCKET ASSEMBLY

DWG. NO. **BSW-1XX-X4-X-X-X**

BY: PURVIS 03/31/1998 SHEET 1 OF 2



520 PARK EAST BLVD, NEW ALBANY, IN 47150  
PHONE: 812-944-6733 FAX: 812-948-5047  
e-Mail info@SAMTEC.com code 55322



FINAL ASSEMBLY

**PROPRIETARY NOTE**  
 THIS DOCUMENT CONTAINS CONFIDENTIAL AND PROPRIETARY INFORMATION AND ALL DESIGN, MANUFACTURING, REPRODUCTION, USE, PATENT RIGHTS AND SALES RIGHTS ARE EXPRESSLY RESERVED BY SAMTEC, INC. THIS DOCUMENT SHALL NOT BE DISCLOSED, IN WHOLE OR PART, TO ANY UNAUTHORIZED PERSON OR ENTITY NOR REPRODUCED, TRANSFERRED OR INCORPORATED IN ANY OTHER PROJECT IN ANY MANNER WITHOUT THE EXPRESS WRITTEN CONSENT OF SAMTEC, INC.

DO NOT SCALE DRAWING  
 SHEET SCALE: 2:1



DESCRIPTION:  
 .100 BOTTOM MOUNT SOCKET ASSEMBLY

DWG. NO. **BSW-1XX-X4-X-X-X**

BY: PURVIS 03/31/1998 SHEET 2 OF 2