

Flush-type connector - SACC-CI-M12FS-17CON-L180 THR - 1441998

Please be informed that the data shown in this PDF Document is generated from our Online Catalog. Please find the complete data in the user's documentation. Our General Terms of Use for Downloads are valid (<http://download.phoenixcontact.com>)



Sensor/actuator flush-type socket, 17-pos., A-coded, with straight THR solder connection, contact insert only



Key commercial data

Packing unit	1 1
Minimum order quantity	60 1
Weight per Piece (excluding packing)	5.67 GRM
Custom tariff number	85366990
Country of origin	Germany

Technical data

Ambient conditions

Ambient temperature (operation)	-25 °C ... 85 °C (Plug / socket)
Degree of protection	IP67

General

Rated current at 40°C	1.5 A
Rated voltage	30 V
Number of positions	17
Contact resistance	≤ 3 mΩ
Insulation resistance	≥ 100 MΩ
Coding	A - standard
Standards/regulations	M12 connector IEC 61076-2-101
Status display	No
Surge voltage category	III
Pollution degree	3
Test voltage	0.8 kV

Flush-type connector - SACC-CI-M12FS-17CON-L180 THR - 1441998

Technical data

General

Connection method	THR solder connection
Insertion/withdrawal cycles	> 100
Mounting type	PCB mounting

Material

Inflammability class according to UL 94	V0
Contact material	CuZn
Contact surface material	Au
Contact carrier material	PPA

Classifications

eCl@ss

eCl@ss 4.0	27060306
eCl@ss 4.1	27060306
eCl@ss 5.0	27061801
eCl@ss 5.1	27260701
eCl@ss 6.0	27279220
eCl@ss 7.0	27440103
eCl@ss 8.0	27440103

ETIM

ETIM 2.0	EC001297
ETIM 3.0	EC002061
ETIM 4.0	EC002061
ETIM 5.0	EC002061

UNSPSC

UNSPSC 6.01	31251501
UNSPSC 7.0901	31251501
UNSPSC 11	31251501
UNSPSC 12.01	31251501
UNSPSC 13.2	31251501

Approvals

Approvals

Flush-type connector - SACC-CI-M12FS-17CON-L180 THR - 1441998

Approvals

Approvals

UL Recognized / GOST / GOST

Ex Approvals

Approvals submitted

Approval details

UL Recognized	
mm ² /AWG/kcmil	
26-20	
Nominal current I _N	
1.5 A	
Nominal voltage U _N	
30 V	

GOST	
------	--

GOST	
------	--

Accessories

Accessories

Panel mounting base

Housing screw connection - SACC-M12-SCO NUT - 1552243



M12 SPEEDCON housing screw connection for M12 female inserts, with O-ring, for all SPEEDCON-capable THR and wave soldering contact carriers

Flush-type connector - SACC-CI-M12FS-17CON-L180 THR - 1441998

Accessories

Housing screw connection - SACC-M12-SCO NUT L 90 - 1432460



M12-SPEEDCON housing screw connection for M12 female inserts, with flat gasket, for all Speedcon-compatible THR and wave soldering contact carriers

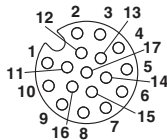
Housing screw connection - SACC-M12 NUT PRESS - 1437889



Housing screw connection for two-piece M12 connectors for the reflow soldering process.

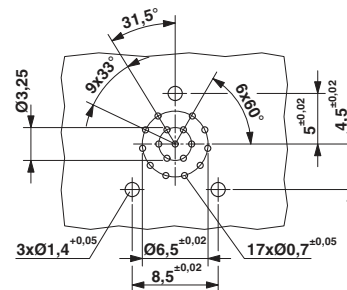
Drawings

Schematic diagram



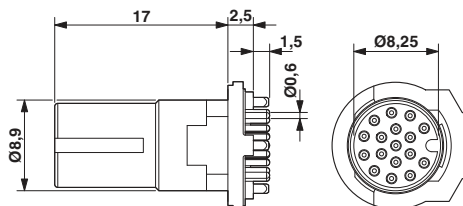
Pin assignment of M12 socket, 17-pos., A-coded, view of socket side

Drilling diagram



Drilling diagram

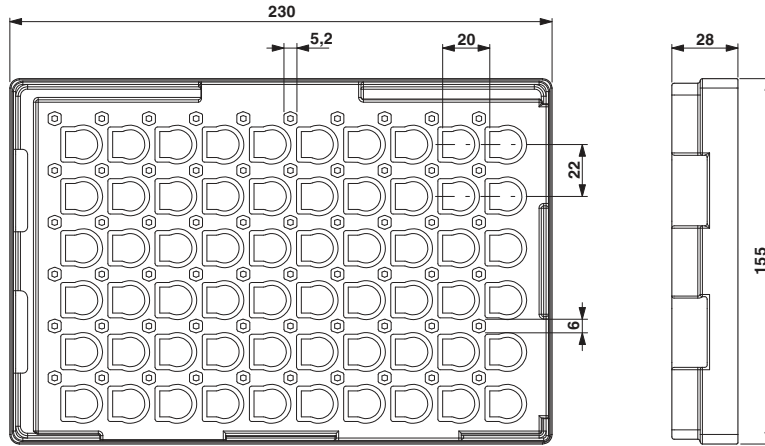
Dimensioned drawing



M12 female connector contact carrier

Flush-type connector - SACC-CI-M12FS-17CON-L180 THR - 1441998

Dimensioned drawing



THR tray packaging