



COMPACT POWER BLOCKS

The compact secured and cost-effective solution for power connection

From 50 to 300 mm², TS35 and panel mount

The Compact Terminal Blocks cover a wide variety of applications from mechanical engineering, industrial equipment, automation to wind turbines, solar energy or switchgears. They offer cost, weight and space savings from optimized aluminum body and compact design.



HIGHLY VERSATILE

Large scope of conductors accepted

The aluminum body combined with specific coating allow the use of aluminum & copper conductors whether round or sector-shaped, solid, stranded or flexible with ferrule.

Modularity

Available in 2 connection for power connection as well as 4 connections for power distribution purposes.

Easy monitoring or supply

Blocks from 95 to 300 mm² have an extra built-in measurement tapping connection to provide main supply monitoring or to provide supply to a control equipment.



SECURED AND COMPACT CONNECTION

Protection of connection process, conductor and the operator

- Hexagon drive with hex-wrenge for transmission of high torque moments.
- The fine pitch thread allows transmission of high torque moments.
- The turned screw ends prevent damage to the relatively soft aluminium conductor material on installation.
- Reinforced Finger safe and dust protection by side cover when block is not wired.

Reduced oxidation risks

- Specific coating reduces oxidation risks with aluminum or copper conductors.
- Push-through plastic protection keep conductors from touching in the middle.



EASY TO INSTALL AND USE

Compact and firm grip

The compact body combines easy snap-on the rail with high and firm grip after being installed.

Low drift firm body & cover keeps good alignment even under high torque and cable weight.

Light weight body

The aluminum body offers a lightweight product easier to stock & install.

Two Mounting option

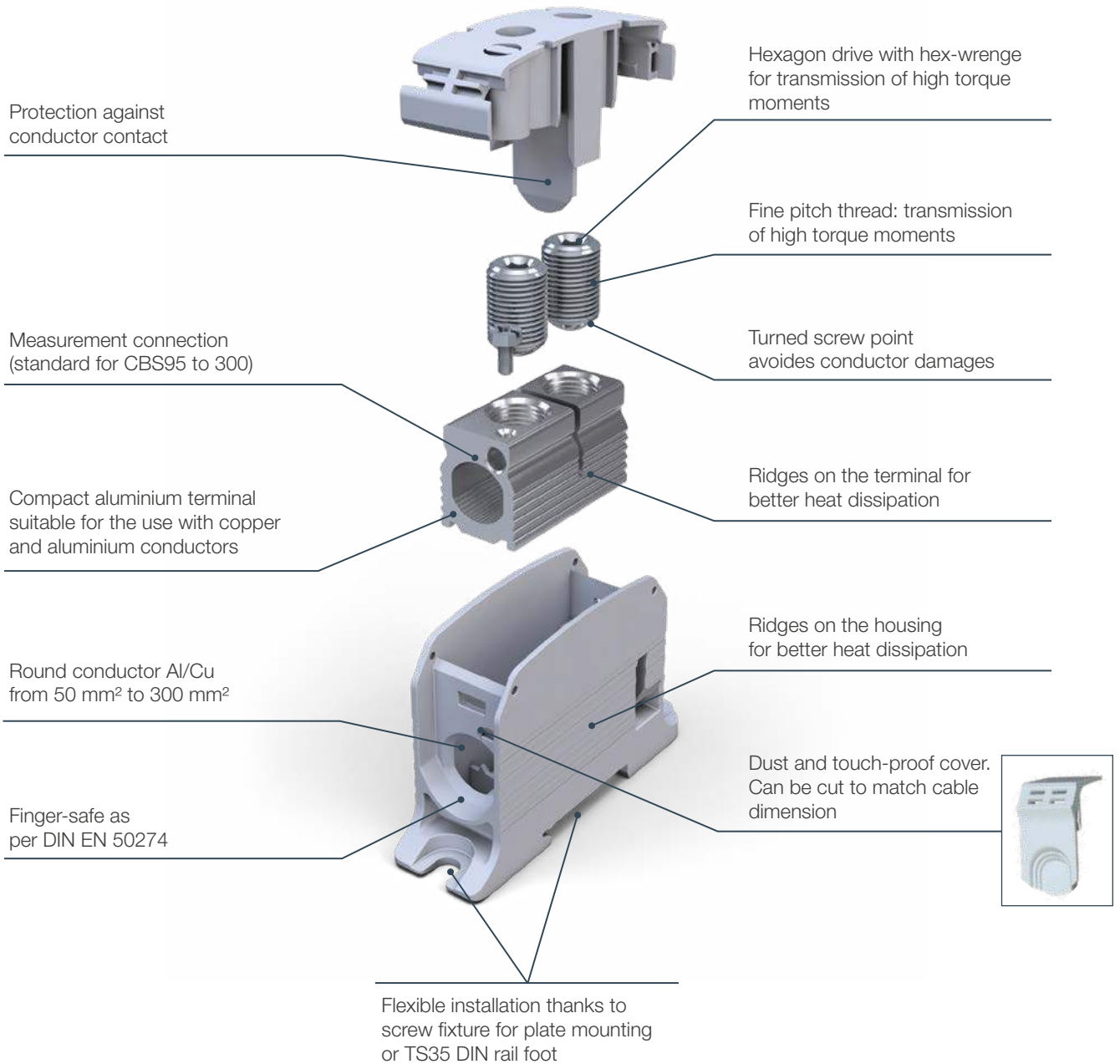
All blocks can be mounted on mounting plates or TS 35 rails according to IEC 60715 / DIN EN 50022.

Easy identification

The large area on top cover of the block allow easy identification with standard or custom labels.



PRODUCT FEATURES



Approvals

- IEC 60947-7-1
- IEC 61238-1 (Class A)
- UL-1059
- UL 486E
- CSA C22.2 No.158-10



Conformity





PRODUCT ORDERING INFORMATION

	Main Cross section mm ² /AWG	Tapping mm ² /AWG	Spacing mm in	Current IEC UL Cu/AL Cu/AL	Voltage IEC/UL V	Function	Color	Type	Part Number	Accessories Cover/Markers	Packing
50 mm², Single pole 	4-35 / 12-2		22 0.87	150 / 150 A	150 / 120 A	1000 / 1000	 Grey Grey/Blue Grey/Green	CBS50-2P CBS50-2P-BL CBS50-2P-GR	1SNF516011R0000	CBS50-Cover (54 Pcs/Pkg) 1SNF916710R0000 VYT0512: 12x5 mm Self-adhesive white label 1SNA235837R0000	9
									1SNF516021R0000		9
									1SNF516031R0000		9
50 mm², Double pole 	6-50 / 10-0		35.6 1.4			 Grey Grey/Blue Grey/Green	CBS50-4P CBS50-4P-BL CBS50-4P-GR	1SNF516111R0000	CBS50-Cover (54 Pcs/Pkg) 1SNF916710R0000 VYT0512: 12x5 mm Self-adhesive white label 1SNA235837R0000	5	
								1SNF516121R0000		5	
								1SNF516131R0000		5	
95 mm², Single pole 	10-70 / 8-00	1.5-6 / 10-16	25.5 1	232 / 200 A	200 / 155 A	1000 / 1000	 Grey Grey/Blue Grey/Green	CBS95-2P CBS95-2P-BL CBS95-2P-GR	1SNF526011R0000	CBS95-Cover (20 Pcs/Pkg) 1SNF926710R0000 TAA0917: 17x9 mm Self-adhesive rigid white label 1SNA235776R0000	2
									1SNF526021R0000		2
									1SNF526031R0000		2
95 mm², Double pole 	16-95 / 6-000	1.5-10 / 8-16	47 1.85			 Grey Grey/Blue Grey/Green	CBS95-4P CBS95-4P-BL CBS95-4P-GR	1SNF526111R0000	CBS95-Cover (20 Pcs/Pkg) 1SNF926710R0000 TAA0917: 17x9 mm Self-adhesive rigid white label 1SNA235776R0000 VYT0817: 17x8 mm Self-adhesive white label 1SNA235844R0000	1	
								1SNF526121R0000		1	
								1SNF526131R0000		1	
185 mm², Single pole 	35-150 / 00-300 Kcmil	1.5-6 / 8-16	37.5 1.47	353 A / 310 / 250 A	1000 / 1000	 Grey Grey/Blue	CBS185-2P CBS185-2P-BL	1SNF536011R0000	CBS185-Cover (12 Pcs/Pkg) 1SNF936710R0000 TAA0917: 17x9 mm Self-adhesive rigid white label 1SNA235776R0000 VYT0817: 17x8 mm Self-adhesive white label 1SNA235844R0000	1	
								1SNF536021R0000		1	
300 mm², Single pole 	50-240 / 250-500 Kcmil	1.5-6 / 8-16	45 1.77	520 A / 420 / 340 A	1000 / 1000	 Grey Grey/Blue	CBS300-2P CBS300-2P-BL	1SNF546011R0000	CBS300-Cover (8 Pcs/Pkg) 1SNF946710R0000 TAA0917: 17x9 mm Self-adhesive white label 1SNA235776R0000 VYT0817: 17x8 mm Self-adhesive white label 1SNA235844R0000	1	
								1SNF546021R0000		1	

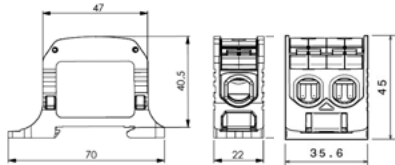
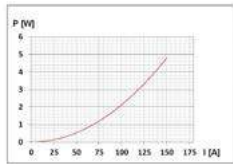
Not allowed Flexible without ferrule (IEC V-K & UL: class 5/6)	 Flexible with insulated ferrule (IEC V-K & UL: class 5/6)	 Rigid Solid (IEC V-U class 1, UL solid)	 Rigid Stranded (IEC V-R class 2, UL class B/C)
---	--	--	---

DIMENSIONS & ELECTRICAL CHARACTERISTICS

Power loss for single pole & double pole

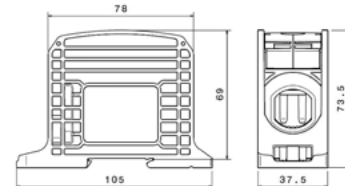
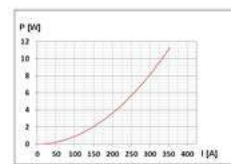
50 mm²

Dimensions



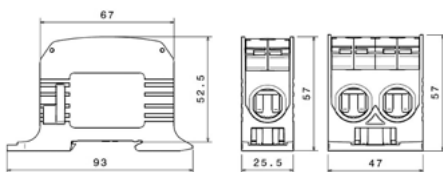
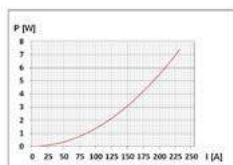
185 mm²

Dimensions



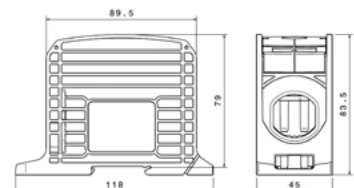
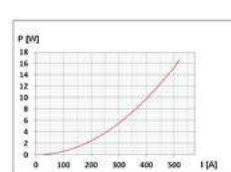
95 mm²

Dimensions



300 mm²

Dimensions



Connect With Us

We make it easy to connect with our experts and are ready to provide all the support you need. Visit te.com/support to chat with a Product Information Specialist.

te.com

© 2022 TE Connectivity Ltd. family of companies. All Rights Reserved.

ENTRELEC, TE Connectivity, TE connectivity (logo) and Every Connection Counts are trademarks. All other logos, products and/or company names referred to herein might be trademarks of their respective owners.

While TE has made every reasonable effort to ensure the accuracy of the information in this brochure, TE does not guarantee that it is error-free, nor does TE make any other representation, warranty or guarantee that the information is accurate, correct, reliable or current. TE reserves the right to make any changes to the information contained herein without prior notice. TE Connectivity assumes only those obligations set forth in the terms and conditions for this product and shall in no event be liable for any incidental, indirect, or consequential damages arising out of the sale, resale, use, or misapplication of the product. TE expressly disclaims any implied warranties with respect to the information contained herein, including, but not limited to, implied warranties of merchantability or fitness for a particular purpose. Dimensions, specifications and/or information contained herein are for reference purposes only and are subject to change without notice. Consult TE for the latest dimensions, specifications and/or information. Users of TE Connectivity products must make their own assessment as to whether the respective product is suitable for the respective desired application.

INDUSTRIAL / ENTRELEC COMPACT POWER BLOCKS / BROCHURE / EN

03/22

BROCHURE

TE Connectivity
3, rue Jean Perrin
69687 Chassieu cedex
France
Tel: +33 481923100