

Bulb & Capillary Thermostats Remote Sensing

20A CAP Series - Automatic Reset



CAP Series

The bulb and capillary thermostats are adjustable or fixed setting, automatic reset controls. The snap action contacts are available as S.P.S.T or S.P.D.T. When the temperature rises, the bulb fluid expands via a capillary tube to an expandable diaphragm within the remote thermostat set point. The thermostats are compact and have ceramic bodies. Accessories include knobs, dials, bezels, plates, screws, compression fittings, reducer bushings and insulation sleeves.

Selco switches are produced in an ISO 9001 certified factory to ensure safe and reliable operation. All models are 100% factory inspected to ensure proper temperature, continuity and function.

Temperature Limiting Applications

Appliances, Food Service Equipment, Heaters, Test Systems, Water Heaters, Hot tubs & Spas

Technical Specifications

CAP Series

Features

Close temperature differential
High temperature

Temperature Range

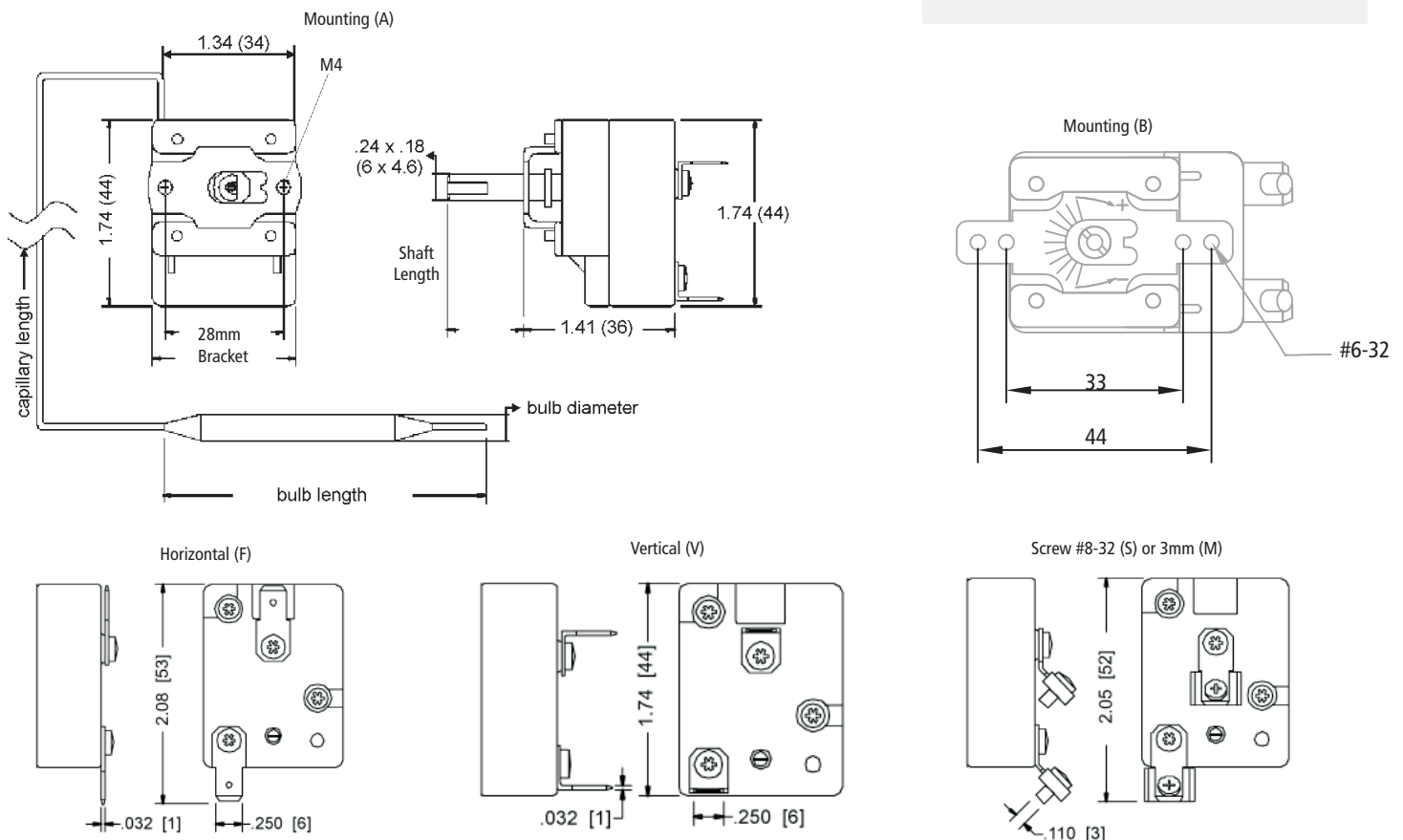
0° to 752°F (-18° to 400°C)

Electrical Ratings

120/240 VAC, 20 A, Resistive, 100,000 Cycles
240 VAC, 2.9 FLA/30 LRA, Inductive, 100,000 Cycles
1/4HP, 125VA, pilot duty

Approvals

UL E168164(S), XAPX2
c-UL E168164(S), XAPX8



For more information on Selco Products please visit us at: www.selcoproducts.com



Selco Products, Inc.
8780 Technology Way
Reno, Nevada 89521-5908

Tel +1.800.257.3526
Fax +1.775.674.5111
Email sales@selcoproducts.com

©2016 Selco Products, Inc. v04-14-16.
Selco Products is registered trademark of Selco Products, Inc. Information is subject to change without notice. Selco offers a wide range of products for North American and Global markets. Printed in USA.

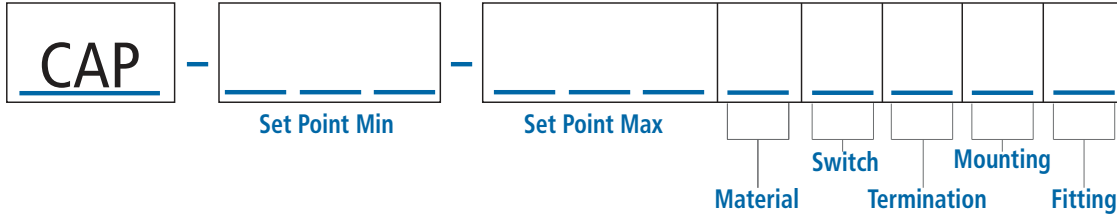
CAP Series - Automatic Reset

TEMPERATURE RANGE	TOLERANCE	DIFFERENTIAL
0° to 104°F (-18°-40°C)	±3.6°F (2°C)	2.7°±1.8°F (1.5°±1°C)
85° to 195°F (30°-90°C)	±5.4°F (3°C)	7.2°±3.6°F (4°±2°C)
85° to 230°F (30°-110°C)	±7.2°F (4°C)	7.2°±3.6°F (4°±2°C)
122°-392°F (50°-200°C)	±14.4°F (8°C)	12.6°±7.2°F (7°±4°C)
122°-428°F (50°-220°C)	±14.4°F (8°C)	12.6°±7.2°F (7°±4°C)
122° to 482°F (50°-250°C)	±16.2°F (9°C)	12.6°±7.2°F (7°±4°C)
122° to 570°F (50°-300°C)	±16.2°F (9°C)	12.6°±7.2°F (7°±4°C)
140°-752°F (60°-400°C)	±21.6°F (12°C)	16.2°±7.2°F (9°±4°C)

Shaft Length Shaft Diameter ø24 (ø6) X .18 (4.6)		Mounting Bracket Center Holes	
inches	mm	inches	mm
0.52	13	1.1	28/M4 thread
0.71	18	1.3	33/6-32 thread
0.87	22	1.7	44/6-32 thread
•	•	•	•



Part Number Configurator



Set Point Minimum

0-752°F

Set Point Maximum

0-752°F

Material

C Copper
S Stainless Steel

Switch

S S.P.S.T
D S.P.D.T

Termination


V Vertical .250" Quick Connect
F Horizontal .250" Quick Connect
M 3mm Screw
S #8-32 Screw

Mounting

A 28mm/M4 Thread
B 33/44mm/6-32 Thread

Fittings/Stuffing Box

C 1/4" NPT
D 3/8" NPT
E Stuffing Box M9
F Stuffing Box M10
G None/Other



selco
our service makes the difference

Selco Products, Inc.
8780 Technology Way
Reno, Nevada 89521-5908

Tel +1.800.257.3526
Fax +1.775.674.5111
Email sales@selcoproducts.com



©2016 Selco Products, Inc. v04-14-16. Selco Products is registered trademark of Selco Products, Inc. Information is subject to change without notice. Selco offers a wide range of products for North American and Global markets. Printed in USA.

For more information on Selco Products, please visit us at: www.selcoproducts.com