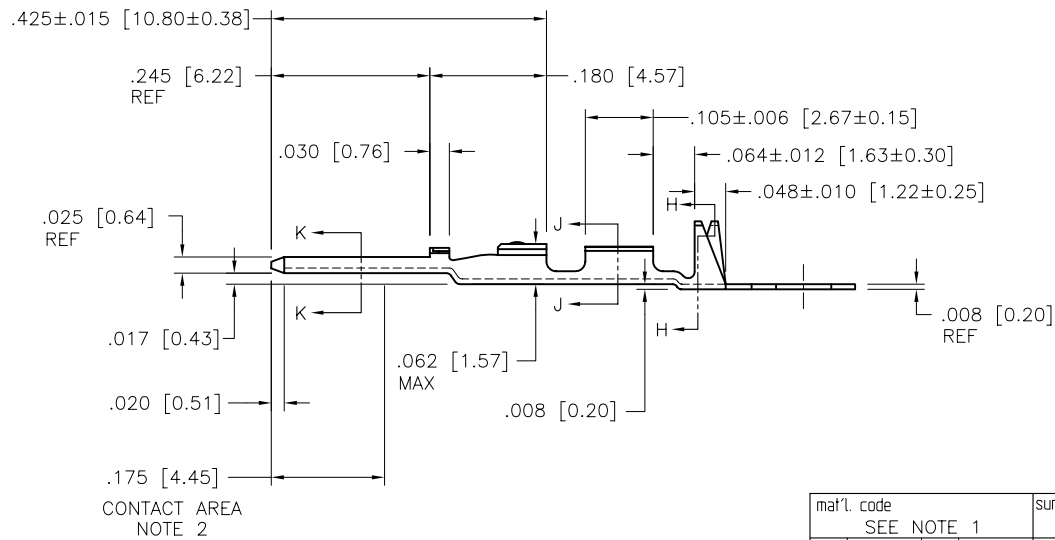
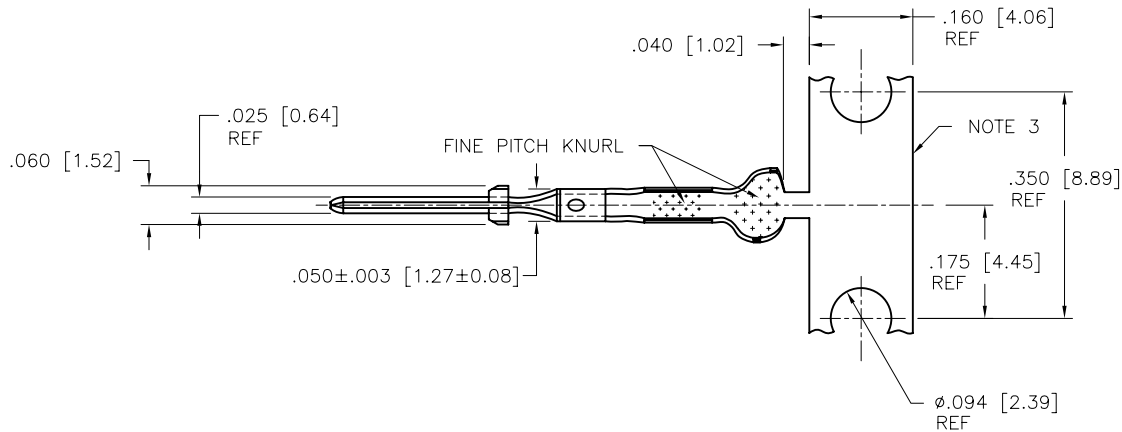
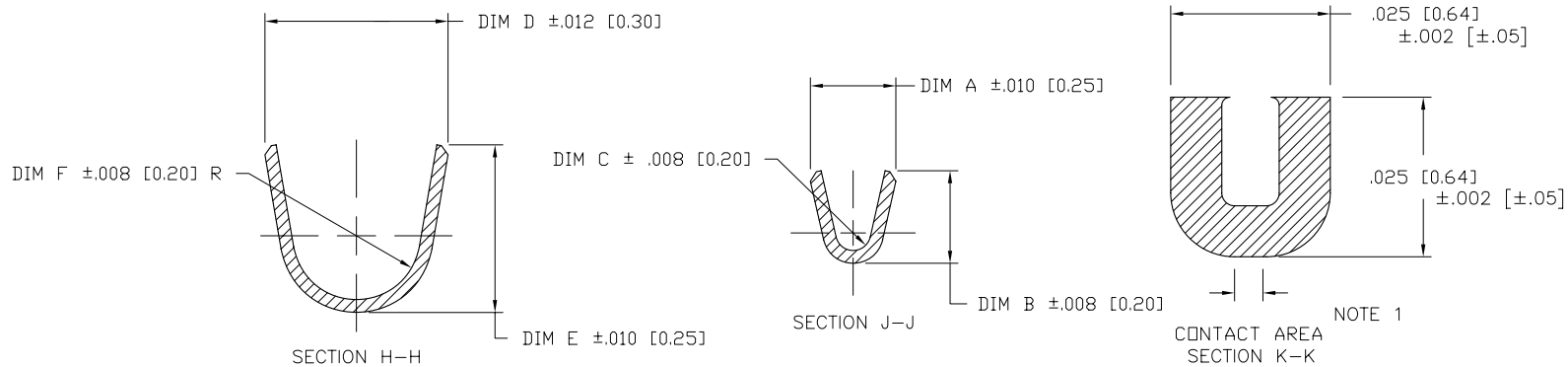


PRODUCT NUMBER
SEE SHEET 2



mat'l. code SEE NOTE 1				surface <input checked="" type="checkbox"/> tolerance		projection	product family PV TERMINAL	
ltr	ecn no	dr	date	tolerances unless otherwise specified		 INCH/MM	title C.T.W. MALE PIN	
M	V41701	LSS	1994-12-22	angles	linear XX +.01/XX+.3		scale 4:1	dwg no 47791
N	V04-0056	VS	2004-02-17	linear	XXX +.005/XXX+.13			sheet 1 of 3 size A4
P	V05-0254	HTB	2005-03-18	0° ±2'	XXXX +.0020/XXX+.051		type CUSTOMER Drawing	
R	V06-0583	HTB	2006-06-27	dr	M.CLOUSER	1994-08-22		
S	V08-0114	HTB	2008-04-01	engr	T.HANNA	1994-08-22		
				chr	T.HANNA	1994-08-22		
				appd	T.HANNA	1994-08-22		
sheet index	revision sheet	S	S	S				
		1	2	3				

PRODUCT NUMBER		AWG	DIM A	DIM B	DIM C	DIM D	DIM E	DIM F
LEFT - RIGHT	RIGHT - LEFT							
47791-003	47791-000	O B S O L E T E						
47791-003LF	47791-000LF	28-32	.054 [1.37]	.058 [1.47]	.011 [0.28]	.115 [2.92]	.105 [2.67]	.040 [1.02]
47792-003	47792-000	O B S O L E T E						
47792-003LF	47792-000LF	22-26	.070 [1.78]	.065 [1.65]	.017 [0.43]	.139 [3.53]	.120 [3.05]	.050 [1.27]
47793-003	47793-000	O B S O L E T E						
47793-003LF	47793-000LF	18-20	.104 [2.64]	.104 [2.64]	.021 [0.53]	.139 [3.53]	.120 [3.05]	.050 [1.27]

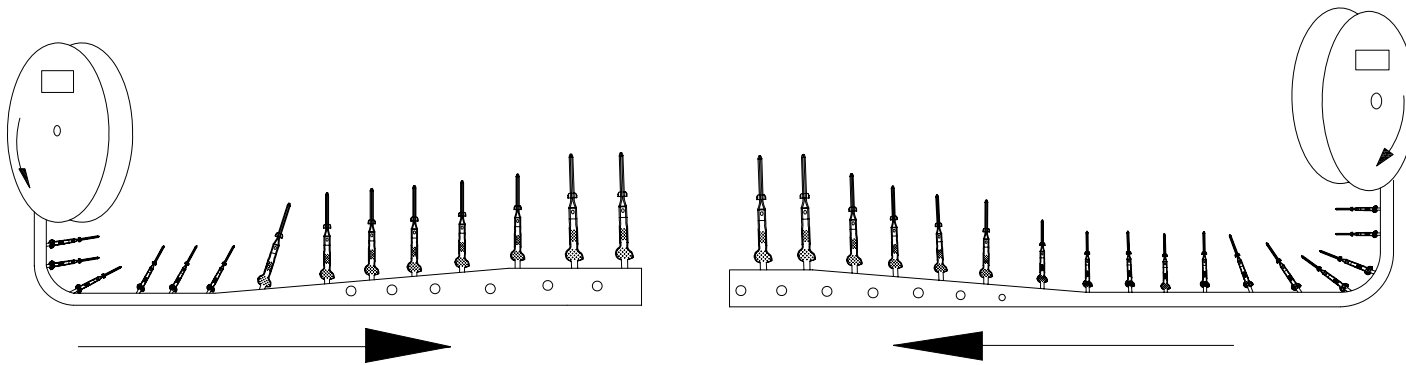


NOTES:

- ① MATERIAL: C2600 CARTRIDGE BRASS, 3/4 HD.
- ② PLATING: ELECTRODEPOSITED GOLD- 50u"/1.27u AVG. THICKNESS IN CONTACT AREA. REMAINDER GOLD FLASH. UNDERPLATE 50u"/1.27u NICKEL
- ③ FOR MANUFACTURING PURPOSES ONLY.
4. TERMINAL MAY BE USED WITH MINI LATCH HOUSING.
5. APPLICABLE SPECIFICATION:
 - A. BUS-12-098 PRODUCT SPECIFICATION.
 - B. TA-211 CRIMP SPECIFICATION.
- ⑥ PRODUCT MEETS EUROPEAN UNION DIRECTIVES AND OTHER COUNTRY REGULATIONS AS DESCRIBED IN GS-22-008.
7. THIS PRODUCT IS NOT INTENDED TO BE EXPOSED TO MANUFACTURING SOLDER PROCESSES.

mat'l. code		surface		tolerance		projection		product family	
SEE NOTE 1		✓						PV TERMINAL	
ltr	ecn no	dr	date	tolerances unless otherwise specified				title	
s				angles	linear	XX +01/X+3 XXX +005/XX+13		C.T.W. MALE PIN	
				0° ±2'	XXXX +0020/XXX+051	scale 10:1		dwg no	
				dr	M.CLOUSER	1994-08-22		sheet 2 of 3	
				engr	T.HANNA	1994-08-22		size	
				chr	T.HANNA	1994-08-22		47791	
				appd	T.HANNA	1994-08-22		type	
sheet index		revision sheet						CUSTOMER Drawing	

PRODUCT NUMBER
SEE SHEET 2



Unreeling Direction
Left to Right Into
Applicator

Unreeling Direction
Right to Left Into
Applicator

mat'l. code		surface		tolerance		projection		product family	
SEE NOTE 1				✓		⊕		PV TERMINAL	
ltr	ecr no	dr	date	tolerances unless otherwise specified		INCH		title	
s				angles	inches	1:1		C.T.W. MALE PIN	
				0° ±2'	XXX*01/XX*3			dwg no	
					XXX*005/XX*13			sheet 3 of 3	
					XXXX*0020/XXX*051			size	
		dr	H. SUNDY	2004-02-17				47791	
		engr	H. SUNDY	2004-02-17				A4	
		chr	H. SUNDY	2004-02-17				type	
		appd	H. SUNDY	2004-02-17				CUSTOMER Drawing	
sheet index	revision sheet								