

THIS DRAWING IS UNPUBLISHED. RELEASED FOR PUBLICATION
 © COPYRIGHT - By - TE CONNECTIVITY ALL RIGHTS RESERVED.

LOC	DIST	REVISIONS			
P	LTR	DESCRIPTION	DATE	DWN	APVD
CM	00	S	REVISED PER ECR-20-000541	15MAY2020	PC SW

1 MATERIAL: CONNECTOR - NYLON UL94-V2 (RED)
 CONTACTS - 0.30[.012] THICK COPPER ALLOY
 BRIGHT TIN-LEAD 0.00203[.000080] MIN. THICK
 FOR CONTACTS 644511-2 THRU 2-644511-8.
 MATTE WHISKER MITIGATED TIN PLATE 0.00203[.000080] MIN. THICK
 OVER NICKEL UNDERPLATE FOR CONTACTS 3-644511-5 AND 4-644511-2
 THRU 6-644511-8.

2 CONTACTS ACCEPT 22 AWG WIRE WITH 1.52[.060] MAX
 INSULATION DIAMETER.

3 CONTACTS MUST ACCEPT 0.64±0.03[.025±.001]
 POST AND REMAIN LOCKED IN POSITION.

4 IDENTIFICATION NUMBER FOR LAST CIRCUIT MAY
 NOT APPEAR ON ALL ASSEMBLIES.

5 DIMENSIONS IN BRACKETS ARE IN INCHES.

6 HOUSING FEATURES ARE: CLOSED END WITH LOCKING
 RAMP AND POLARIZING TAB.

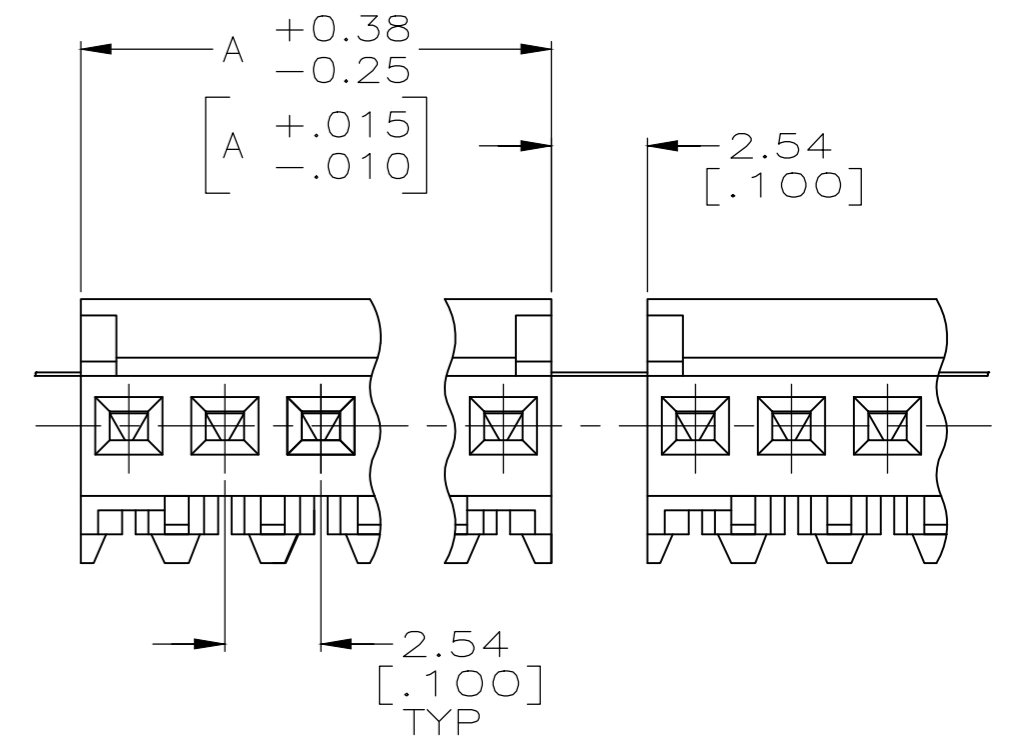
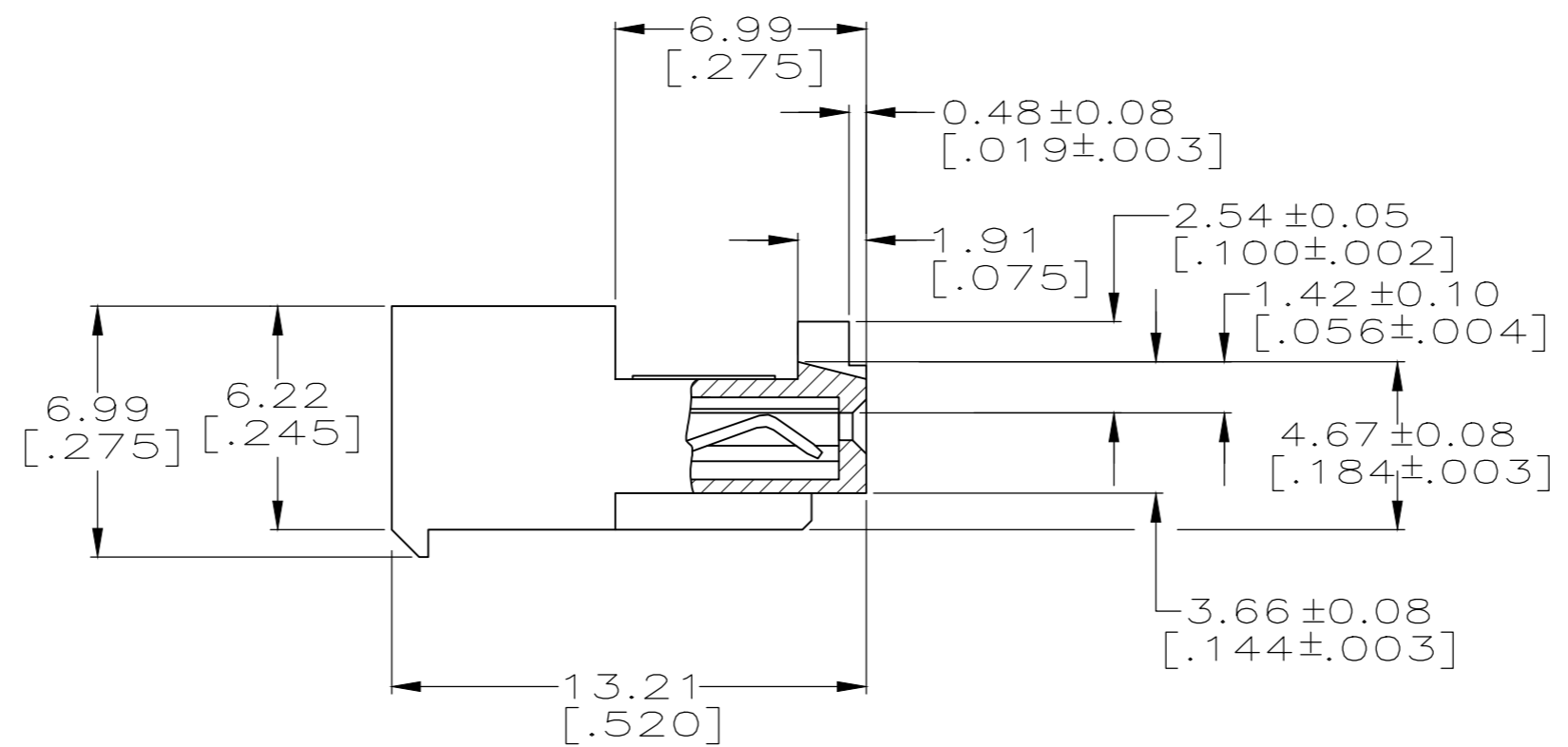
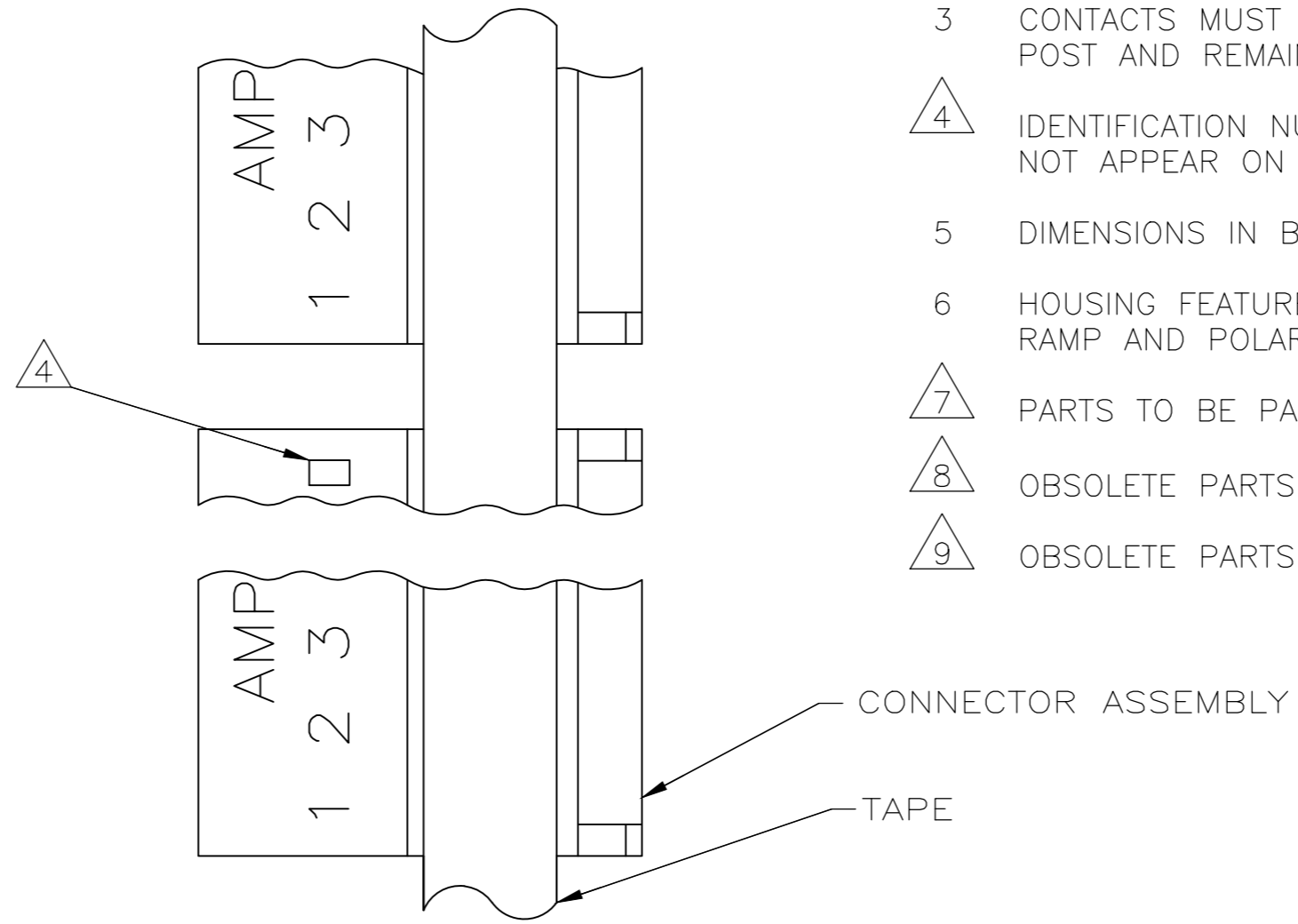
7 PARTS TO BE PACKAGED ON CORRUGATED PLASTIC REEL.

8 OBSOLETE PARTS: OBSOLETE CIS STREAMLINING PER D.RENAUD/D.SINISI

9 OBSOLETE PARTS

YES	71.12[2.800]	28	6-644511-8
YES	68.58[2.700]	27	6-644511-7
YES	66.04[2.600]	26	6-644511-6
YES	63.50[2.500]	25	6-644511-5
YES	60.96[2.400]	24	6-644511-4
YES	58.42[2.300]	23	6-644511-3
YES	55.88[2.200]	22	6-644511-2
YES	53.34[2.100]	21	6-644511-1
YES	50.80[2.000]	20	6-644511-0
YES	48.26[1.900]	19	5-644511-9
YES	45.72[1.800]	18	5-644511-8
YES	43.18[1.700]	17	5-644511-7
YES	40.64[1.600]	16	5-644511-6
YES	38.10[1.500]	15	5-644511-5
YES	35.56[1.400]	14	5-644511-4
YES	33.02[1.300]	13	5-644511-3
YES	30.48[1.200]	12	5-644511-2
YES	27.94[1.100]	11	5-644511-1
YES	25.40[1.000]	10	5-644511-0
YES	22.86[.900]	9	4-644511-9
YES	20.32[.800]	8	4-644511-8
YES	17.78[.700]	7	4-644511-7
YES	15.24[.600]	6	4-644511-6
YES	12.70[.500]	5	4-644511-5
YES	10.16[.400]	4	4-644511-4
YES	7.62[.300]	3	4-644511-3
YES	5.08[.200]	2	4-644511-2
YES	12.70[.500]	5	3-644511-5
NO	71.12[2.800]	28	2-644511-8
NO	68.58[2.700]	27	2-644511-7
NO	66.04[2.600]	26	2-644511-6
NO	63.50[2.500]	25	2-644511-5
NO	60.96[2.400]	24	2-644511-4
NO	58.42[2.300]	23	2-644511-3
NO	55.88[2.200]	22	2-644511-2
NO	53.34[2.100]	21	2-644511-1
NO	50.80[2.000]	20	2-644511-0
NO	48.26[1.900]	19	1-644511-9
NO	45.72[1.800]	18	1-644511-8
NO	43.18[1.700]	17	1-644511-7
NO	40.64[1.600]	16	1-644511-6
NO	38.10[1.500]	15	1-644511-5
NO	35.56[1.400]	14	1-644511-4
NO	33.02[1.300]	13	1-644511-3
NO	30.48[1.200]	12	1-644511-2
NO	27.94[1.100]	11	1-644511-1
NO	25.40[1.000]	10	1-644511-0
NO	22.86[.900]	9	-644511-9
NO	20.32[.800]	8	-644511-8
NO	17.78[.700]	7	-644511-7
NO	15.24[.600]	6	-644511-6
NO	12.70[.500]	5	-644511-5
NO	10.16[.400]	4	-644511-4
NO	7.62[.300]	3	-644511-3
NO	5.08[.200]	2	-644511-2
LEADFREE	DIM A	NO. OF CIRCUITS	PART NO.

7
 8 SUPERSEDED
 9 SUPERSEDED



THIS DRAWING IS A CONTROLLED DOCUMENT.		DWN S. CARPENTER 08AUG2003		
DIMENSIONS: mm [INCHES]		CHK D. BOSSI 08AUG2003		
TOLERANCES UNLESS OTHERWISE SPECIFIED:		APVD D. BOSSI 08AUG2003	NAME MTA-100 CONNECTOR ASSEMBLY, 22 AWG, STANDARD, TAPE MOUNTED	
0 PLC ±		PRODUCT SPEC 108-1050	SIZE A2	
1 PLC ±		APPLICATION SPEC 114-1019	CAGE CODE 00779	DRAWING NO 644511
2 PLC ±		MATERIAL 1	RESTRICTED TO -	SCALE 5:1
3 PLC ± 0.13 [.005]		FINISH 1	SHEET 1 of 1	REV S
4 PLC ±		CUSTOMER DRAWING		
ANGLES ±				