USED ON —

PART NUMBER	REV	FIRST USED	TERMINATOR	FEED TYPE	DESCRIPTION
1426451–1	C	–	LEADMAKER	MECH POST FEED	CUTS CARRIER
1426451–2	C	–	BENCH	MECH PRE FEED	CUTS CARRIER
1426451–6	C	–	LEADMAKER	MECH POST FEED	CONTINUOUS CARRIER
7–1426451–1	C	–	LEADMAKER	MECH POST FEED	–1 AND SPARE PARTS
7–1426451–2	C	–	BENCH	MECH PRE FEED	–2 AND SPARE PARTS
7–1426451–6	C	–	LEADMAKER	MECH POST FEED	–6 AND SPARE PARTS
7–1426451–7	C	–	–	–	SPARE PARTS KIT

CRIMP DATA AMP TERMINAL AMP CRIMP SPECS

TERMINAL NAME: STANDARD & JUNIOR–TIMER CON

CRIMP	SIZE	TYPE	RANGE
WIRE	2.79 [.110 IN]	F	>1.00–2.50mm²
INSUL	3.94 [.155 IN]	F	2.70–3.20 [.106–.146 IN] △4

WIRE STRIP LENGTH 3.90–4.50 [.154–.177 IN]

APPL INSTRUCTION 408–8322

TERMINAL 114–18079 (A) –
APPL SPEC 114–18080 (B) –

FEED 20.32 [.800 IN]

TERMINALS APPLIED

927877 (A)	–	–	–	–
927879 (B)	–	–	–	–
–	–	–	–	–
–	–	–	–	–
–	–	–	–	–
–	–	–	–	–
–	–	–	–	–
–	–	–	–	–

WIRE SIZE mm² AWG	CRIMP HEIGHT	PIN PN AND LENGTH [IN]
2.50mm²	1.77 ±0.05 [.070 ±.002 IN]	8–354778–3 [.2910]
2.00mm²	1.64 ±0.05 [.065 ±.002 IN]	9–354778–3 [.2960]
1.50mm²	1.51 ±0.05 [.059 ±.002 IN]	354779–8 [.3030]
–	–	–
–	–	–
–	–	–
–	–	–
–	–	–
–	–	–
–	–	–
–	–	–
–	–	–
–	–	–
–	–	–
–	–	–

SET UP GAGE	LAYOUT
458637–3	L1426451

1. RECOMMENDED SPARE PARTS.
2. GREASE RAM, CAM, CAM FOLLOWER AND FEED ROD LIGHTLY.
3. LUBRICATE DAILY PER THE APPLICATOR INSTRUCTION SHEET SUPPLIED WITH THE APPLICATOR.
4. INSULATION RANGE OF TERMINAL 927879 IS 2.70–4.00 [.106–.157 IN].

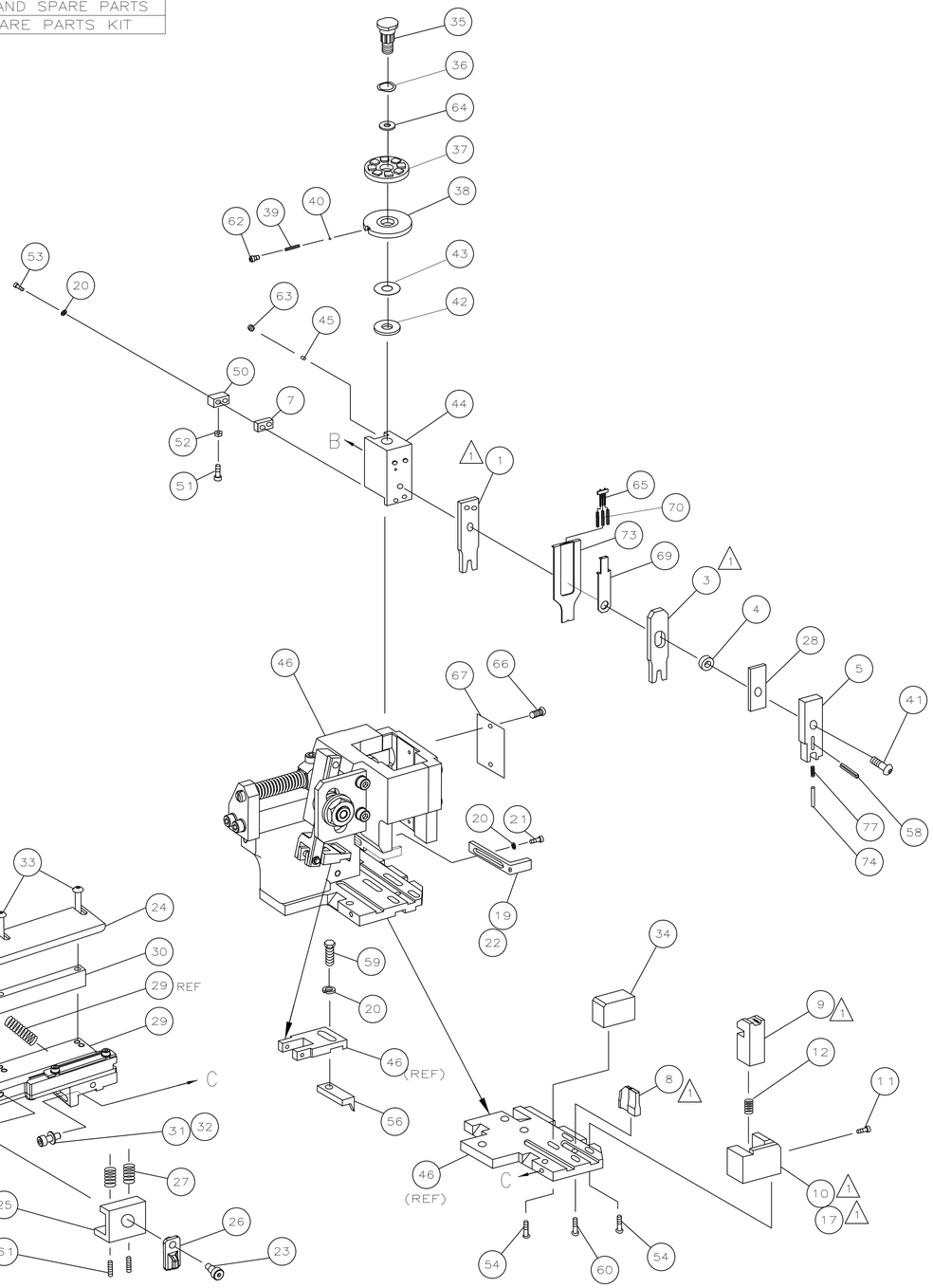

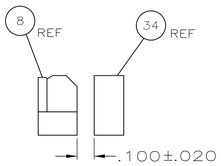

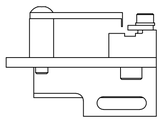

GUIDE OFF INSULATION

–	1	1	1	1	1	1	1–22278–0	SPRING, COMPRESSION	77
–	1	1	1	1	1	1	854769–1	HOLDER INSULATION	74
–	1	1	1	1	1	1	1490525–3	DEPRESSOR, WIRE	73
–	1	1	1	1	1	1	1426451	PRINT, APPLICATOR LOG SHEET	72
–	1	1	1	1	1	1	1338705–1	DOCUMENTATION PACKAGE	71
–	3	3	3	3	3	3	1–23147–4	SPRING, DEPRESSOR	70
–	1	1	1	1	1	1	1490524–1	SPACER, DEPRESSOR	69
									68
–	1	1	1	1	1	1	461264–1	PLATE, IDENTIFICATION	67
–	2	2	2	2	2	2	21017–2	SCR,DRIVE(#2x.19)ID PLATE	66
–	1	1	1	1	1	1	1424350–1	HOLDER, PIN, WIRED	65
–	1	1	1	1	1	1	986950–1	WASHER, FLAT PRECISION	64
–	1	1	1	1	1	1	3–18031–0	SCR,SKT SET(M6X6)RAM	63
–	1	1	1	1	1	1	18023–9	SCR,SHC(M4X6)INS DISC	62
–	2	2	2	2	2	2	2–18032–5	SCR,BHC(M5X20)DRAG	61
–	1	1	1	1	1	1	18024–7	SCR,BHC(M4X10)ANVIL	60
–	1	1	1	1	1	1	5–18022–2	SCR,HEX(M4X8)FEED FINGER	59
–	1	1	1	1	1	1	21028–2	PIN,SLOTTED,SPRING	58
									57
–	1	1	1	1	1	1	1338685–1	PAWL, FEED	56
									55
–	4	4	4	4	4	4	18024–8	SCR,BHC(M4x12)SHEAR HOLDER	54
–	2	2	2	2	2	2	9–18023–6	SCR,SHC(M4x14)TERM HLD DWN	53
–	1	1	1	1	1	1	18030–1	NUT,HEX(M3)HOLD DOWN	52
–	1	1	1	1	1	1	811242–5	BUMPER, HOLDDOWN	51
–	1	1	1	1	1	1	690753–2	SPACER, TONKER	50
–	1	1	1	1	1	1	18024–3	SCR,BHC(M3X10)CAM	49
–	–	1	–	–	1	–	1338675–1	CAM, PRE FEED 30 & 40 mm ST	48
–	1	–	1	1	–	1	1338676–1	CAM, POST FEED 30 & 40 mm ST	47
–	1	1	1	1	1	1	1320999–3	APPLICATOR BASIC SUBASSY	46
–	1	1	1	1	1	1	690191–1	PLUG, NYLON	45
–	1	1	1	1	1	1	1338660–1	RAM	44
–	1	1	1	1	1	1	690125–1	WASHER, LAMINATED	43
–	1	1	1	1	1	1	690124–1	WASHER, RAM	42
–	1	1	1	1	1	1	2–18024–6	SCR,BHC(M8X25)RAM	41
–	1	1	1	1	1	1	23241–1	BALL, STEEL	40
–	1	1	1	1	1	1	2–22278–7	SPRING, COMPRESSION	39
–	1	1	1	1	1	1	1320922–1	DISC, INSULATION	38
–	1	1	1	1	1	1	354777–1	WIRE DISC, PLASTIC	37
–	1	1	1	1	1	1	22480–5	WASHER, SPRING	36
–	1	1	1	1	1	1	690212–1	POST, RAM	35
–	1	1	1	1	1	1	1320934–1	SUPPORT, TERMINAL	34
–	2	2	2	2	2	2	1–18024–0	SCR,BHC(M4X20)STRIP GUIDE	33
–	1	1	1	1	1	1	18027–2	WASHER, FLAT(M4)	32
–	1	1	1	1	1	1	1–18023–2	SCR,SKT CAP(M4X12)MOUNT BLOCK	31
–	1	1	1	1	1	1	1320908–6	SPACER, STRIP GUIDE	30
–	1	1	1	1	1	1	1633073–1	STRIP GUIDE PLATE ASSY	29
–	1	1	1	1	1	1	455888–6	SPACER, FRONT SHEAR DEP	28
–	2	2	2	2	2	2	1–22284–0	SPRING, DRAG	27
–	1	1	1	1	1	1	356835–1	LEVER, DRAG RELEASE	26
–	1	1	1	1	1	1	240792–1	DRAG, TERMINAL	25
–	1	1	1	1	1	1	1320928–1	PLATE, STRIP GUIDE	24
–	1	1	1	1	1	1	980371–4	SCR,SHC SHLD	23
–	1	–	1	1	–	1	690472–2	STRIPPER	22
–	1	1	1	1	1	1	1–18023–1	SCR,SHC(M4X10)STRIPPER	21
–	4	4	4	4	4	4	18025–2	WASHER,LOCK(M4)STRIPPER	20
–	–	1	–	–	1	–	690472–1	STRIPPER	19
									18
△1 –	1	–	–	1	–	–	1338684–1	HOLDER, SHEAR, FRONT (NO–CUT)	17
									16
									15
									14
									13
–	1	1	1	1	1	1	3–22280–3	SPRING, SHEAR	12
–	1	1	1	1	1	1	356885–4	STOP, SHEAR	11
–	–	1	1	–	1	1	1320921–1	HOLDER, SHEAR, FRONT (CUT)	10
△1 –	1	1	1	1	1	1	454276–1	SHEAR, FLOAT (FRONT)	9
1	2	2	2	1	1	1	3–1333207–6	ANVIL	8
–	1	1	1	1	1	1	3–240641–3	SPACER, DEPRESSOR (REAR)	7
									6
–	1	1	1	1	1	1	1–854772–4	DEPRESSOR, SHEAR (FRONT)	5
–	1	1	1	1	1	1	1–238011–0	SPACER, BLOCK CRIMPER	4
△1 1	2	2	2	1	1	1	8–683453–2	CRIMPER, INSULATION	3
									2
△1 1	2	2	2	1	1	1	1–456408–3	CRIMPER, WIRE	1
	–77	–76	–72	–71	–6	–2	–1	PART NO	DESCRIPTION / ITEM NO

QTY REQD PER ASSY — PARTS LIST

VIEW B ROTATED 180°

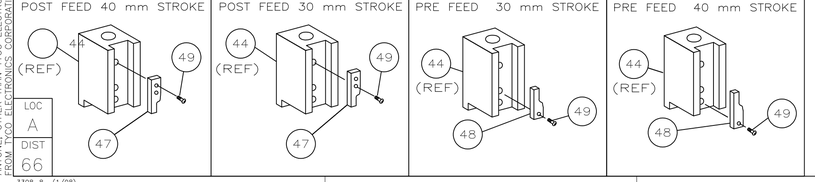

3308–8 (1/08)

P	LTR	REVISION RECORD	DATE	DWN	APVD
	C	ECR–10–022569	11–10	MY	GB

DIMENSIONS: INCHES

TOLERANCES UNLESS OTHERWISE SPECIFIED: 0 PLC ± – ; 1 PLC ± – ; 2 PLC ± – ; 3 PLC ± – ; 4 PLC ± –

ANGLES ± – ; SURFACE TEXTURE –

DWN 05AUG03 M.CLIFFORD	MATERIAL – –	HEAT TREAT – –	
CHK – –	Tyco Electronics Corporation Harrisburg, PA 17105–3608		
APVD 05AUG03 F.BACKHURST	NAME SIDE FEED HD–I APPLICATOR		
SCALE –	SIZE A1	DRAWING NO 1426451	SHEET 1 OF 1 REV C

CUSTOMER ACCESSIBLE PRODUCTION DRAWING

THIS DRAWING IS A CONTROLLED DOCUMENT. DWG NO 1426451

THIS INFORMATION IS CONFIDENTIAL AND PROPRIETARY TO TYCO ELECTRONICS CORPORATION AND ITS WORLDWIDE SUBSIDIARIES AND AFFILIATES. IT MAY NOT BE DISCLOSED TO ANYONE OUTSIDE THE RECEIVING COMPANY WITHOUT WRITTEN AUTHORIZATION FROM TYCO ELECTRONICS CORPORATION, HARRISBURG, PENNSYLVANIA, USA.