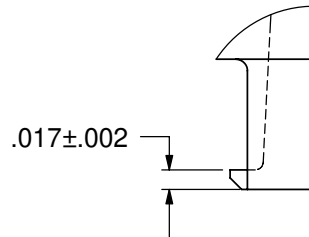
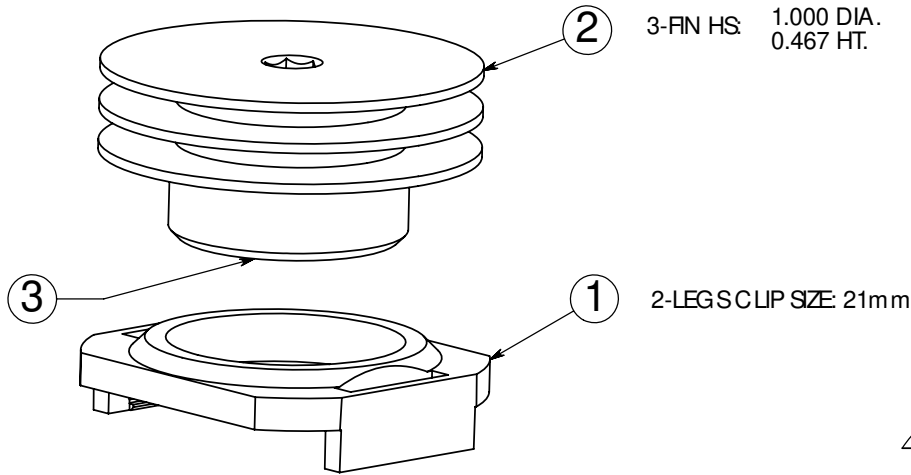
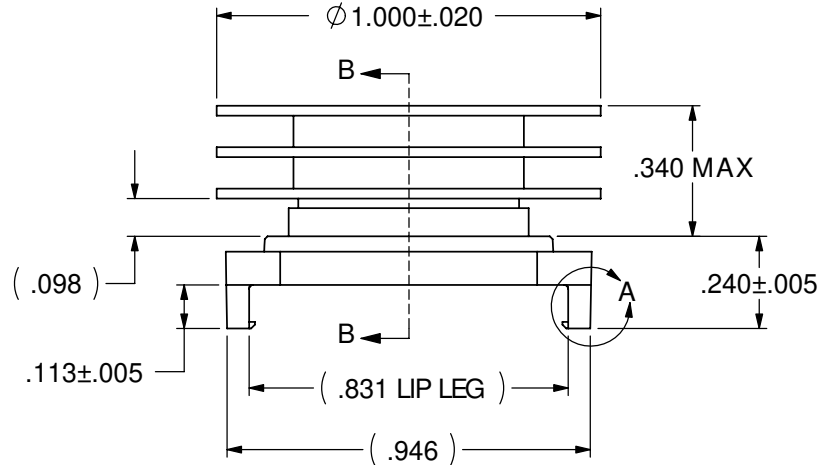


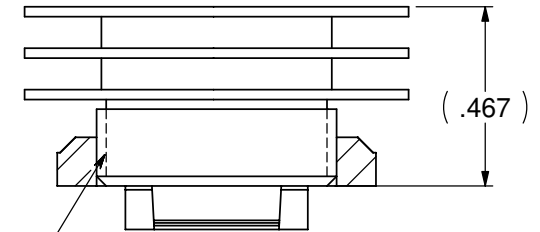
REVISION(S)			
LTR	DESCRIPTION	INIT	APP'D
O	ECN: 0S60-0198-04	E.T 8/19/04	B.P 9/1/04
A	ECR-06-013536	E.T 6/6/06	V.K 6/6/06



DETAIL A
SCALE= 6X



5/8 - 27 UNS- 2A
THREAD



SECTION B-B

CUSTOMER DRAWING
SPECIFICATIONS ARE SUBJECT TO CHANGE WITHOUT NOTICE

ITEM	DESCRIPTION	QTY
1	MOUNTING CLIP	1
2	HEAT SINK	1
3	INTERFACE	1

DO NOT SCALE	tyco / <i>Electronics</i>		Atteboro Falls Massachusetts 02763		<small>CONFIDENTIAL PROPERTY OF TYCO ELECTRONICS NOT TO BE DISCLOSED TO OTHERS REPRODUCED OR USED FOR ANY PURPOSES EXCEPT AS AUTHORIZED IN WRITING BY AN AUTHORIZED OFFICIAL OF TYCO. MUST BE RETURNED TO TYCO ON DEMAND, ON COMPLETION OF ORDERS OR OTHER PURPOSES FOR WHICH LENT.</small>	TITLE 21mm HEATSINK ASSEMBLY (HTS766-U)				
	UNLESS OTHERWISE SPECIFIED TO LEFANCES ARE:		DRAWN BY: ETAO	DATE 8/19/04		MATERIAL: SEE NOTE	DIMENSIONS ARE IN: INCHES	SCALE: 2:1	PART NO.: 5-1542004-6	SHEET: 1 OF 1
	.XX ±		ENGINEER: B. PETROCELLI	DATE 9/1/04		FINISH: SEE NOTE	SIZE: A	DWG. NO. C-5-1542004-6	REV: A	
	.XXX ±		FILENAME	PROJECT		SYSTEM				
.XXXX ±		ANGLES ± °								

NOTE:

1. MATERIAL:

HEAT SINK: ALUM. (BLACK ANODIZE)
CLIP: BLACK PEI (UL94-VO)

2. BEFORE THE HEATSINK APPLICATION, THE USER SHOULD IDENTIFY THE SPECIFICATION OF MAXIMUM LOAD ON THE BGA PACKAGE.

HEATSINK TORQUE SPECIFICATIONS CONVERTED TO FORCE.

BARE DIE PACKAGE:

1.5 INCH - LB TORQUE = 8.5 LBS FORCE
2.0 INCH - LB TORQUE = 11.4 LBS FORCE

FULL SIZE LID PACKAGE:

1.5 INCH - LB TORQUE = 8.3 LBS FORCE
2.0 INCH - LB TORQUE = 11.1 LBS FORCE

3. REMOVE CLIP WITH REMOVAL TOOL P/N: 1542616-1.

4. RoHS COMPLIANT AND CERTIFIED.