

Rotary Disconnect Switch, SQ Series, Type R, Door or Thru Panel Mounting



REGOLUS SWITCH DISCONNECTORS

The Giovenzana Disconnectors Regolus Series, built to the most stringent European and international standards (IEC / EN 60947-3, UL508), meets all the safety requirements.

The long industrial experience combined with the use of the best materials, plant and most modern design tools, enables us to produce a range of high quality equipment placing Giovenzana brand as synonymous of reliability, operational reliability and durability of its products.

SQ SERIES

The disconnectors modular SQ Series from 32A to 80A, 2-3 poles have the possibility to install additional poles, auxiliary contacts and terminal IP20 protections.

CHARACTERISTICS

- ⊕ Rated current from 32A to 80A
- ⊕ Series modular with 3 extensible poles
- ⊕ Additional pole (4th pole)

AVAILABLE VERSIONS

- ⊕ Switch disconnectors 6 poles and changeover 3 poles
- ⊕ Panel mounting Screw Fixing
- ⊕ Panel mounting Ø22.5mm Central Hole Fixing (SQ025 - SQ032 only)
- ⊕ Base Mounting
- ⊕ Door locking
- ⊕ Direct command

COMPLY WITH RULES

- ⊕ IEC/EN 60947-3, UL508
- ⊕ IEC/EN 60947-5-1, UL508 (auxiliary contacts)

SERIES			SQ025 - SQ032	SQ040 - SQ063	AUXILIARY CONTACTS		
Protection class	control terminals	EN 60529 (UL50 ⊕) NEMA 4X	IP65 (Type 1 - 4 -4X) IP20	IP65 (Type 1 - 4 -4X) IP20	- IP20		
Material Group		EN 60947-1	II	II	II		
Pollution Grade		EN 60947-1	3	3	3		
Flammability		UL94	VO (Live Electric parts)	VO (Live Electric parts)	VO (Live Electric parts)		
Ambient Temperature		°C	Operating: -25 +55	Operating: -25 +55	Operating: -25 +55		
		°C	Storage: -30 +70	Storage: -30 +70	Storage: -30 +70		
Climate Withstand		IEC 68 part 2-3	Constant Hot Damp	Constant Hot Damp	Constant Hot Damp		
		IEC 68 part 2-30	Cyclical Hot Damp	Cyclical Hot Damp	Cyclical Hot Damp		
Connections	Terminal Block Caliber	EN60947-1	A6	A8	A2		
	Terminal Screw		M4	M5	M3,5		
	Screwing Torque	EN60947-1	1,2 Nm	3 Nm	0,8 Nm		
		UL508	7 lb. in. (0,8 Nm)	32,0 lb. in. (3,6 Nm)	12 lb. in.		
Connectable Section	Flexible Conductors n°1 min/max	mm²	1,5 - 10	6 - 25	1 - 2,5		
		AWG	12 - 8	10 - 2	18 - 12		
	Solid Conductors n°1 min/max	mm²	1,5 - 10	10 - 35	1 - 2,5		
		AWG	12 - 8	10 - 2	18 - 12		
Contacts			Slow Opening	Slow Opening	Slow opening Double-Break		
			Double-Break	Double-Break	Positive opening for NC ⊕		
Opening Angles			90°	90°	-		
Mechanical Lifetime		nr. of cycles	100.000	100.000	1.500.000		
at 120 operations per hour							
Maximum Altitude	Until 2000 mt	Derating	Standard	Standard	-		
	Over 2000 mt	Voltage Derating (V)	< 1% ogni 100 m	< 1% ogni 100 m	-		
		Power Derating (A)	< 1% ogni 1000 m	< 1% ogni 1000 m	-		
CERTIFICATIONS			SQ025	SQ032	SQ040	SQ063	AUXILIARY CONTACTS
CE	CE mark - Europe		■	■	■	■	■
cUL	cUL Listed - USA and Canada		●	●	●	●	●
IMQ	Istituto Marchio Qualità (IMQ) - Italy		●	●	●	●	●
CCC	CCC China						●
EAC	EAC Russia						●

Rotary Disconnect Switch, SQ Series, Type R, Door or Thru Panel Mounting



EN 60947-3 CHARACTERISTICS			SQ025	SQ032	SQ040	SQ063	AUXILIARY CONTACTS
Rated operating voltage Ue	V		690	690	690	690	690
Rated insulation voltage Ui	V		690	690	690	690	690
Rated impulse withstand voltage Uimp (sectionable)	kV		8	8	8	8	4
Rated thermal current Ith	A		32	40	63	80	16
Rated thermal current in enclosed Ithe	A		32	40	63	80	10
Frequency	Hz		50/60	50/60	50/60	50/60	50/60

RATED OPERATING CURRENT Ie: alternate current			SQ025	SQ032	SQ040	SQ063	AUXILIARY CONTACTS
AC-21A Switching resistive loads with light overloads	690V	A	32	40	63	80	AC-15 240V - 5A
AC-22A Switching mixed resistive and inductive loads at light overloads	500V	A	-	-	-	-	DC-13
AC-23A Periodic switching of motors 3 phases - 3 poles	690V	A	25	32	63	80/-	250V - 0,44A
	230V	A/kW	25/7,5	32/10	63/-	80/-	-
	400V	A/kW	25/15	32/18,5	50/-	75/-	-
	500V	A/kW	25/15	32/22	50/-	75/-	-
AC3 Starting of cage motors (interruption hile running) 3 phases - 3 poles	690V	A/kW	16/15	20/18,5	26/-	32/-	-
	230V	A/kW	22/5,5	27/7,5	45/-	60/-	-
	400V	A/kW	22/11	27/15	40/-	60/-	-
	500V	A/kW	22/11	27/18,5	35/-	45/-	-
Nominal interruption power AC-23A (cosfi 0,45)	690V	A/kW	16/11	20/15	22/-	25/-	-
	230V	A	200	256	360	600	-
	400V	A	200	256	360	536	-
	500V	A	200	256	280	536	-
690V	A	128	160	176	256	-	

SHORT CIRCUIT CHARACTERISTICS			SQ025	SQ032	SQ040	SQ063	AUXILIARY CONTACTS
Rated short-time short circuit withstand current Icw (1 s)	A		800	800	1200	1500	-
Rated short circuit making capacity Icm	A		1500	1500	2200	2800	-
Conditional rated short circuit withstand current	kA		10	10	10 5	10 5	1
Fuse rating gG	500V	A	-	-	-	-	10
	690V	A	40	40	63 80	63 80	-

UL 508 CHARACTERISTICS			SQ025	SQ032	SQ040	SQ063	AUXILIARY CONTACTS
General Use	600V AC	A	32	40	60	80	HD A600 AC Q600 DC
Standard motor load single phase - 2 poles	120V AC	HP (FLA)	1,5 (20)	2 (24)	2 (24)	3 (34)	-
	200-208V AC	HP	2	3	3	5	-
	240V AC	HP (FLA)	3 (17)	5 (28)	5 (28)	7,5 (40)	-
Standard motor load 3 phases - 3 poles	200-208V AC	HP	7,5	10	7,5	10	-
	240V AC	HP (FLA)	7,5 (22)	10 (28)	10 (28)	15 (42)	-
	480V AC	HP (FLA)	10 (14)	15 (21)	25 (34)	30 (40)	-
	600V AC	HP (FLA)	15 (17)	20 (22)	30 (32)	40 (41)	-


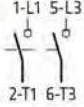
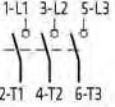
Rotary Disconnect Switch, SQ Series, Type R, Door or Thru Panel Mounting

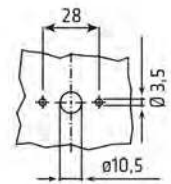
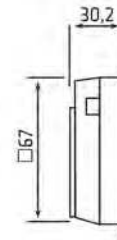
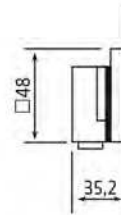
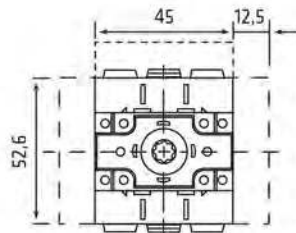
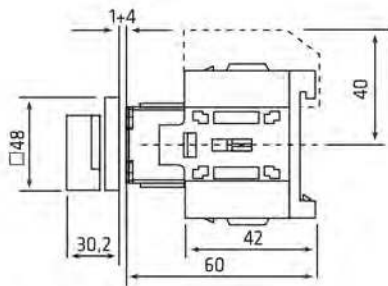
TYPE R

☉ Screw Fixing.



SERIES	AC-21A	AC-23A	CODE	
	AMP. 690V	AMP. 400V	2 POLES	3 POLES
SQ025	32	25	SQ025002R	SQ025003R
SQ032	40	32	SQ032002R	SQ032003R

	2 POLES 	3 POLES 
-------------------------------------------------------------------------------------	-------------------------------------------------------------------------------------------------------	-------------------------------------------------------------------------------------------------------




Actuator Type 001
002

003
004

009
010



ADDITIONAL POLES

	SERIES	DESCRIPTION	CODE	DIAGRAM
		SQ025 SQ032	Additional Pole NO 4 th Pole (early make contact) Neutral Terminal Ground Terminal	SQ025AFPR SQ032AFPR SQ025ANIR SQ032ANIR SQ025ANPR SQ032ANPR SQ025APER SQ032APER


AUXILIARY CONTACTS

	SERIES	DESCRIPTION	CODE	DIAGRAM
		SQ025 SQ032	AUX 1NC AUX 1NO	SQ010AS1R SQ010AS2R

TERMINAL PROTECTION

	3 POLES	1 POLE	
	20900024	20900025	

INSTALLATION TOOL

	INSTALLATION TOOL FOR FIXING HOLE Ø 22.5 mm PCF
-------------------------------------------------------------------------------------	-----------------------------------------------------------