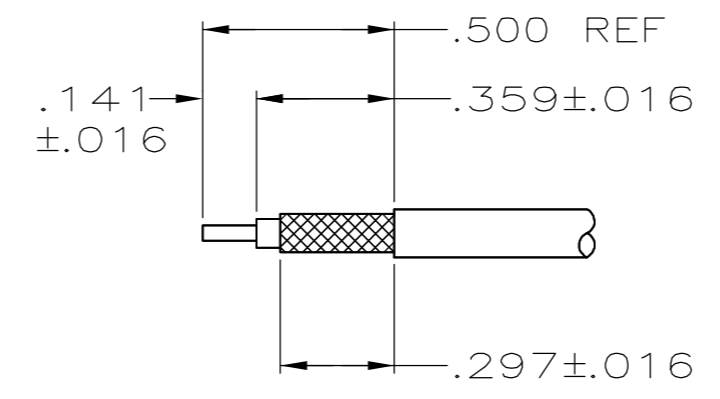
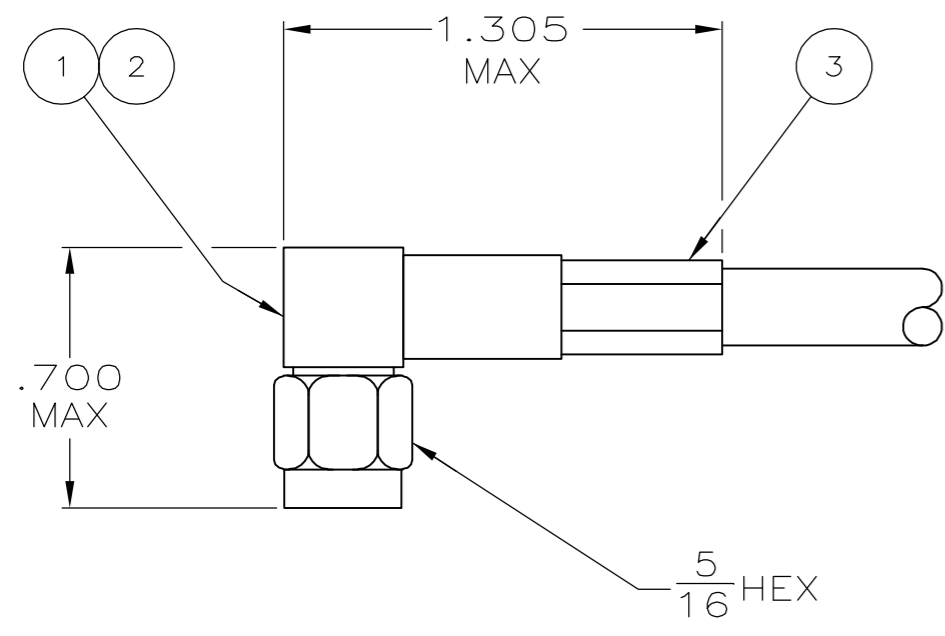
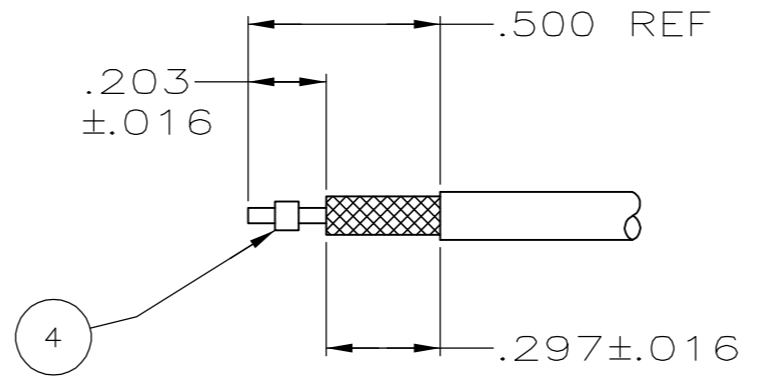


THIS DRAWING IS UNPUBLISHED. RELEASED FOR PUBLICATION  
 © COPYRIGHT BY TYCO ELECTRONICS CORPORATION. ALL RIGHTS RESERVED.

LOC	DIST	REVISIONS			
P	LTR	DESCRIPTION	DATE	DWN	APVD
AJ	17	N PER EC 0S14-0403-04	12/29/04	DCD	Cam



RECOMMENDED STRIP LENGTH FOR CRIMPED CENTER CONTACT



RECOMMENDED STRIP LENGTH FOR SOLDERED CENTER CONTACT  $\triangle$

- $\triangle$  1 CENTER CONTACT: CRIMPING TOOL M22520/2-01 POSITIONER, DMC K997 SELECTOR SETTING PER TABLE.
- $\triangle$  2 FERRULE: CRIMPING TOOL M22520/5-01 DIE NUMBER OR HEX SIZE PER TABLE.
- 3. PRODUCT IS DESIGNED TO MEET PRODUCT SPECIFICATION 108-1574.
- $\triangle$  4 BRIGHT NICKEL PLATE.
- $\triangle$  5 APPLIES TO 447651-5 & 1-447651-0 ONLY.
- 6. COUPLING NUT MUST WITHSTAND 60 LB RETENTION FORCE. ALSO 15 IN-LB TORQUE WHEN MATED.
- $\triangle$  7 GOLD PLATE
- 8. INSTRUCTION SHEET: 408-4032

OBSOLETE	RG-55, 55A, 55B, 223	DIE M22520/5-11 A OR .213X.400 HEX	#7	$\triangle$	BRASS	-	4-446556-2	447961-3	447835-7	1-447651-3
OBSOLETE	RG-55, 55A, 55B, 223	DIE M22520/5-11 A OR .213X.400 HEX	#7	$\triangle$	BRASS	-	3-446556-9	447961-3	447835-3	1-447651-2
OBSOLETE	RG-142, 142 A, 142 B	DIE M22520/5-11 A OR .213X.400 HEX	#7	$\triangle$	BRASS	-	3-446556-6	447961-3	447835-3	1-447651-1
	BELDEN YR20621, CRIMPED/SOLDERED CONTACT	DIE M22520/5-11 A OR .213X.400 HEX	#5	$\triangle$	BRASS	447863-1	4-446556-4	447961-3	447835-3	1-447651-0
OBSOLETE	RG-58, 58 A/U, 58 B/U, 58 C/U	DIE M22520/5-11 A OR .213X.400 HEX	#5	PASSIVATED	STAINLESS STEEL	-	3-446556-0	447961-3	447835-5	447651-9
OBSOLETE	RG-188 DB, RG-316 DB, RG-174 DB	DIE M22520/5-35 B OR .128X.400 HEX	#4	PASSIVATED	STAINLESS STEEL	-	2-446556-4	447842-3	447835-1	447651-8
OBSOLETE	RG-142, 142 A, 142 B, CRIMPED/SOLDERED CONTACT	DIE M22520/5-11 A OR .213X.400 HEX	#7	PASSIVATED	STAINLESS STEEL	-	3-446556-6	447961-3	447835-5	447651-7
OBSOLETE	RG-316, CRIMPED/SOLDERED CONTACT	DIE M22520/5-35 B OR .128X.400 HEX	#4	PASSIVATED	STAINLESS STEEL	-	2-446556-1	447842-3	447835-1	447651-6
OBSOLETE	BELDEN YR20621, CRIMPED/SOLDERED CONTACT	DIE M22520/5-11 A OR .213X.400 HEX	#5	PASSIVATED	STAINLESS STEEL	447863-1	2-446556-7	447961-3	447835-2	447651-5
	RG-188 Double Braid, 316 Double Braid	DIE M22520/5-35 B OR .128X.400 HEX	#4	$\triangle$	BRASS	-	4-446556-3	447842-3	447835-4	447651-4
	RG-174, 188 A, 316	DIE M22520/5-35 B OR .128X.400 HEX	#4	$\triangle$	BRASS	-	9-446556-1	447842-3	447835-4	447651-3
	RG-142, 142 A, 142 B	DIE M22520/5-11 A OR .213X.400 HEX	#7	$\triangle$	BRASS	-	9-446556-0	447961-3	447835-3	447651-2
	RG-58, 58 A/U, 58 B/U, 58 C/U	DIE M22520/5-11 A OR .213X.400 HEX	#5	$\triangle$	BRASS	-	9-446556-2	447961-3	447835-3	447651-1
	CABLE SIZE	$\triangle$ DIE # OR HEX SIZE	$\triangle$ SELECTOR SETTING	FINISH	MATERIAL	$\triangle$ 4 SPACER QTY=1	$\triangle$ 3 FERRULE QTY=1	$\triangle$ 2 CONTACT QTY=1	$\triangle$ 1 PLUG ASSY QTY=1	PART NUMBER
				SHELL						

THIS DRAWING IS A CONTROLLED DOCUMENT.

DWN	BDY	8/11/93	Tyco Electronics Corporation Harrisburg, PA 17105-3608
CHK	LL	10/27/93	
APVD	RLF	10/27/93	
NAME			
PRODUCT SPEC			SMA RIGHT ANGLE CABLE PLU - CRIMP ATTACHMENT
APPLICATION SPEC			
WEIGHT			SIZE
CUSTOMER DRAWING			CAGE CODE
			DRAWING NO
			RESTRICTED TO
			SCALE
			SHEET
			OF
			REV

SCALE 10:1 SHEET 1 OF 1 REV N