



ANATECH ELECTRONICS INC
RF & Microwave Filters & Products

1230/1565 MHz Ceramic Duplexer

Part Number: AM1230-1565D1000



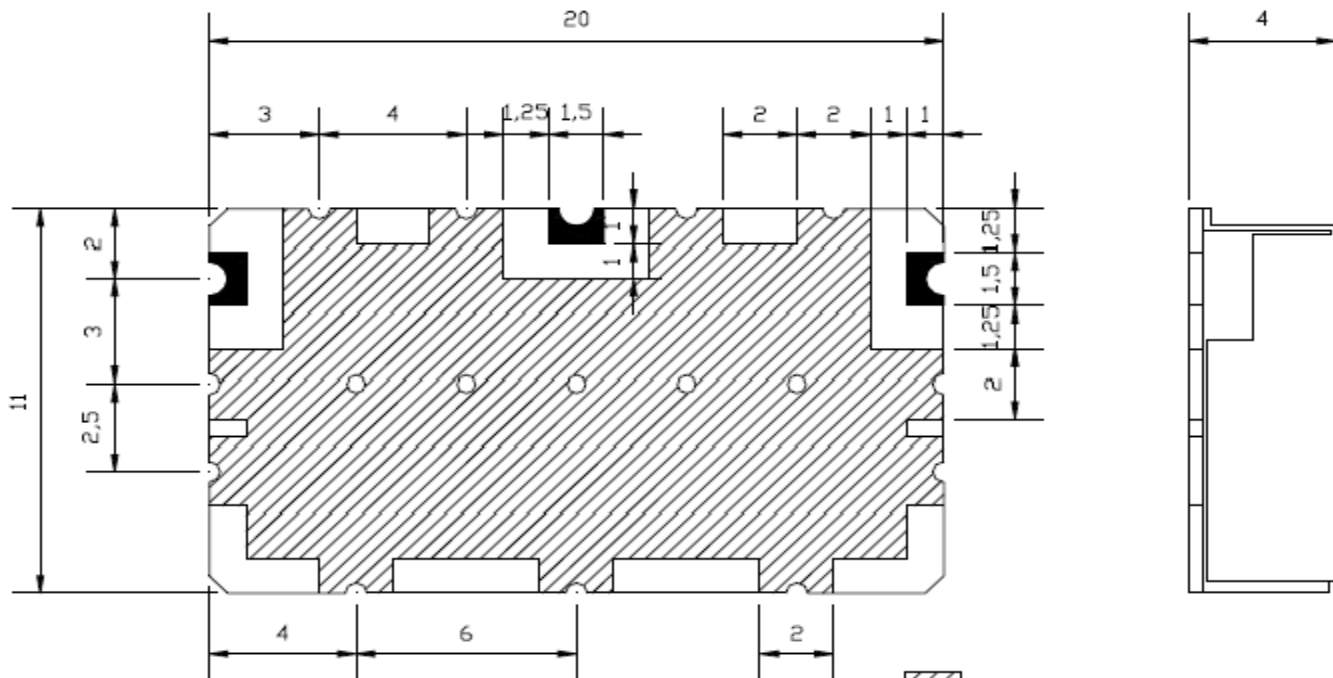
<u>Characteristics</u>	<u>Band 1</u>	<u>Band 2</u>
Passband:	1170-1290 MHz	1520-1610 MHz
Bandwidth:	Fo ± 60 MHz	Fo ± 45 MHz
Passband Return Loss:	14 dB min	14 dB min
Passband Insertion Loss:	2.0 dB max	2.0 dB max
Passband Ripple:	0.5 dB max	0.5 dB max
Input / Output Impedance:	50 Ohms	50 Ohms
Isolation:	40 dB	40 dB
Power Handling:	3 W	3 W

<u>Mechanical</u>	
Mounting Method:	SMT
Dimensions:	20 x 11 x 4 mm

<u>Environmental</u>	
Operating Temperature:	-30 to +85 deg.C
Storage Temperature:	-50 to +90 deg.C

This product is RoHs compliant.

Outline Drawing:



Tolerance: +/-0.01 inches [+/-0.3mm]

Angles: +/-1 Deg.

*Tolerance as shown unless otherwise specified in the datasheet electrical specification tables above.

*When max dimensions are called out the above tolerances do not apply as long as it is under the max callout.



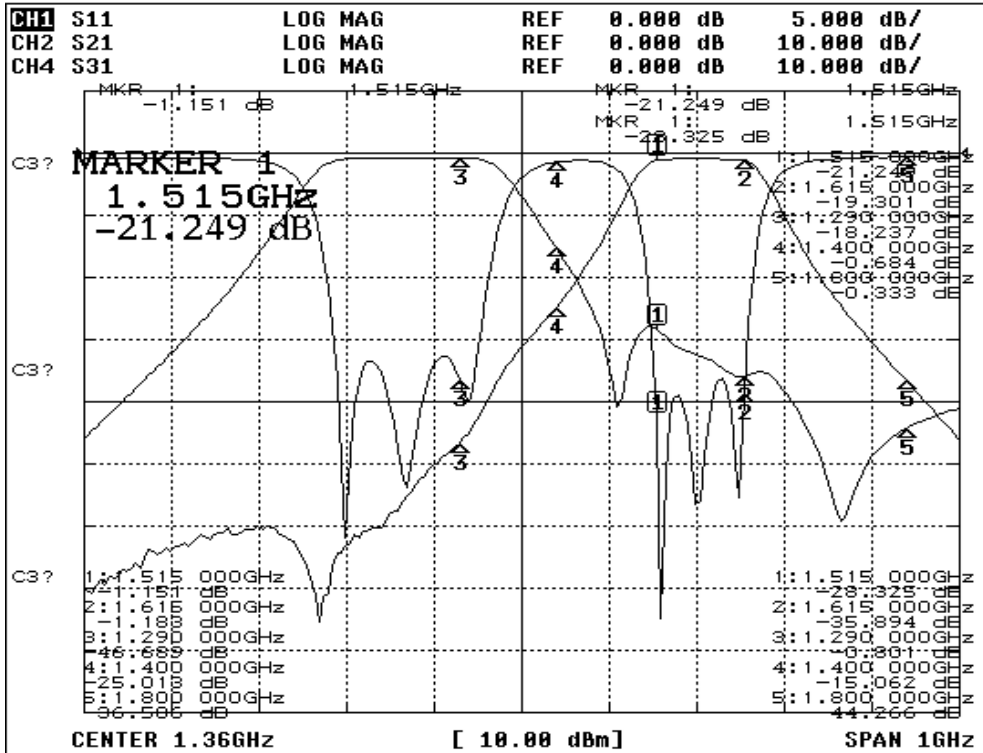
ANATECH ELECTRONICS INC
RF & Microwave Filters & Products

1230/1565 MHz Ceramic Duplexer

Part Number: AM1230-1565D1000



Response Plots:

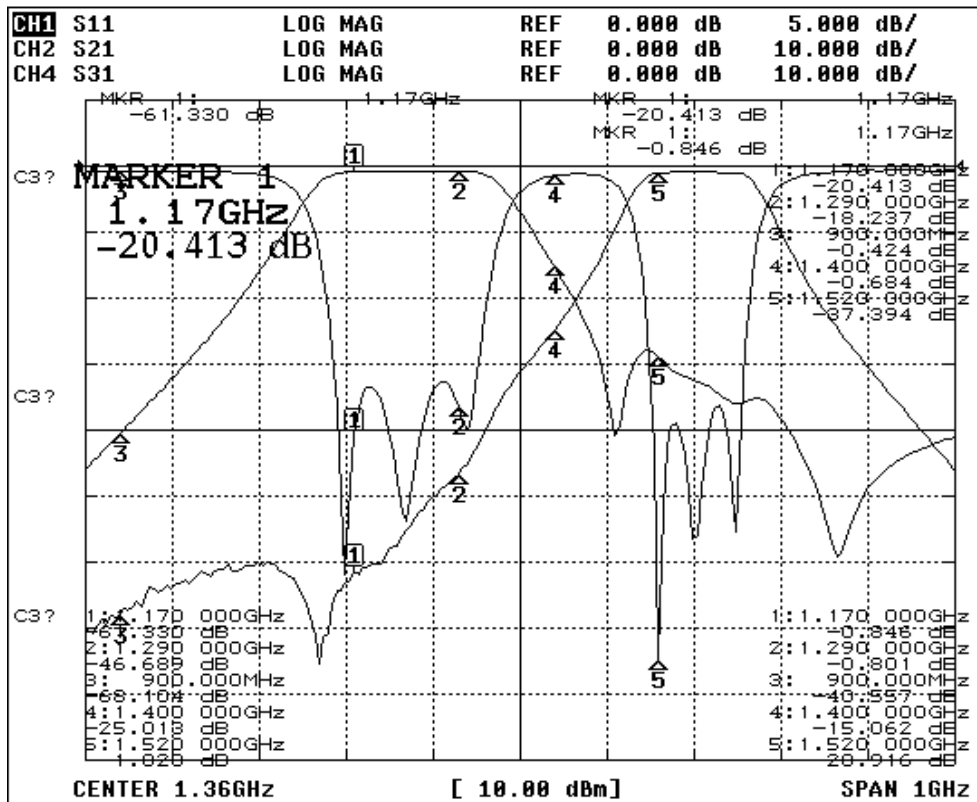


BITMAP FILE
SAVE TO DISK

COMPRESSION
ON OFF

TRUNCATE
ON OFF

Return



ACTIVATE MARKER

MARKER 1

MARKER 2

MARKER 3

MARKER 4

MARKER 5

ACTIVATE MKR OFF

Return

More 1/2