

1 Scope

The present specifications shall apply to Sanken silicon diode, RM4Z.

2 Outline

Type	Silicon Rectifier Diode (Mesa type)
Structure	Resin Molded Flammability: UL94V-0 (Equivalent)
Applications	Pulse Rectification, etc

3 Absolute maximum ratings

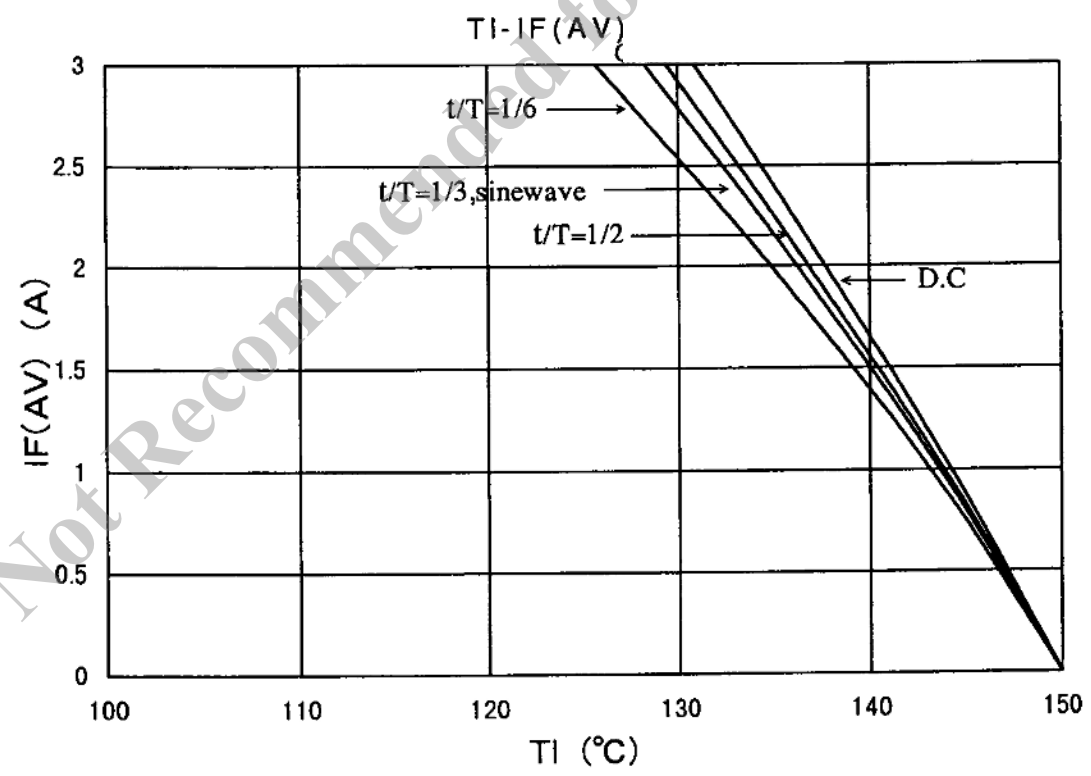
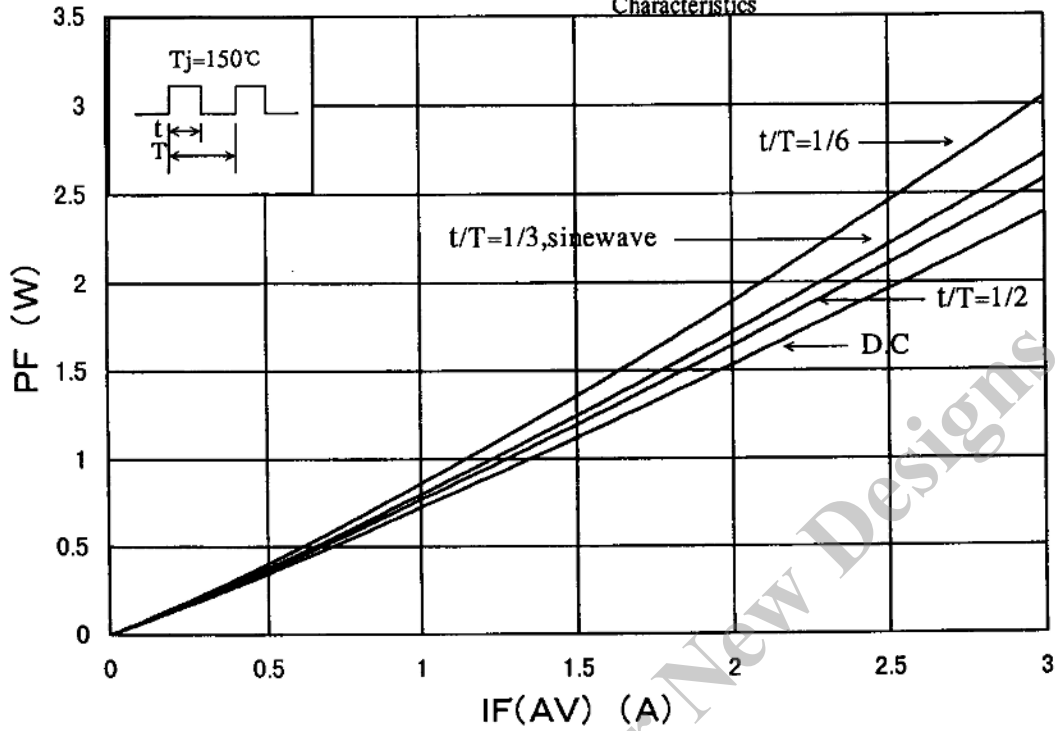
No.	Item	Symbol	Unit	Rating	Conditions
1	Transient Peak Reverse Voltage	V_{RSM}	V	250	
2	Peak Reverse Voltage	V_{RM}	V	200	
3	Average Forward Current	$I_{F(AV)}$	A	3.0	Refer to derating curve in Section 5
4	Peak Surge Forward Current	I_{FSM}	A	200	
5	Junction Temperature	T_j	°C	-40 to +150	
6	Storage Temperature	T_{stg}	°C	-40 to +150	

4 Electrical characteristics (Ta=25°C, unless otherwise specified)

No.	Item	Symbol	Unit	Rating	Conditions
1	Forward Voltage Drop	V_F	V	0.95 max.	$I_F=3.0A$
2	Reverse Leakage Current	I_R	μA	10 max.	$V_R=V_{RM}$
3	Reverse Leakage Current Under High Temperature	$H \cdot I_R$	μA	50 max.	$V_R=V_{RM}, T_j=100^\circ C$
4	Thermal Resistance	$R_{th(j-l)}$	°C/W	8.0 max.	Between Junction and Lead

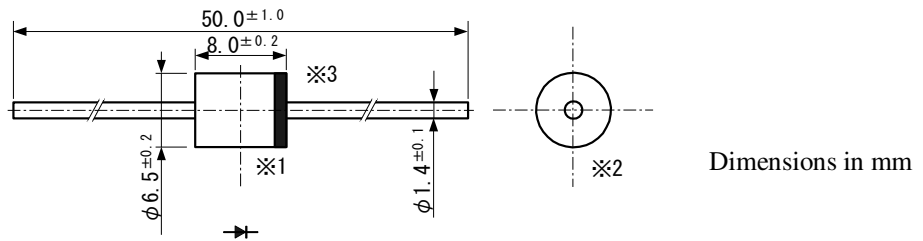
5 Derating

IF(AV) - PF特性 Characteristics



6 Dimensions, inner structure and marking

6-1 Dimensions refer

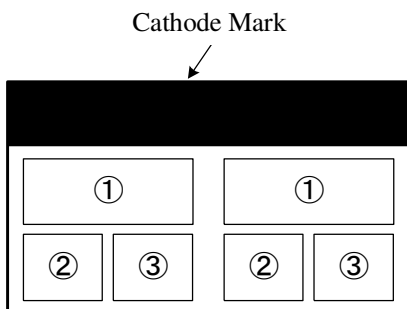


- *1 The allowance position of body against the center of whole lead wire is 0.5mm (max.)
- *2 The centric allowance of lead wire against center of physical body is 0.3mm (max.)
- *3 The burr may exist up to 2mm from the body of lead.

6-2 Appearance

The body shall be clean and shall not bear any stain, rust or flaw.
The color of the case will be black.

6-3 Marking



- ① Type number RM4Z
- ② Lot number 1
First digit: Last digit of Year
Second digit: Month
From 1 to 9 for Jan. to Sep.
O for Oct., N for Nov., and D for Dec.
- ③ Lot number 2 (ten days)
 - Top of the month
 - Middle of month
 - End of month

The color of marking must be red