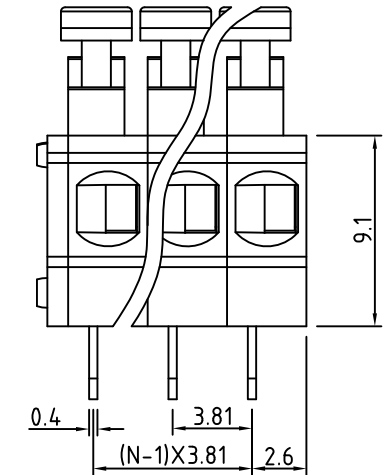
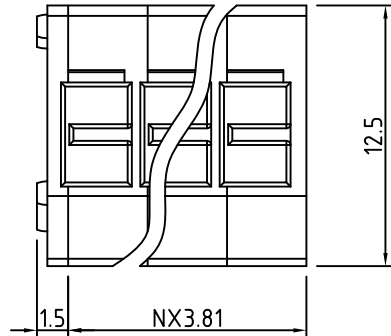
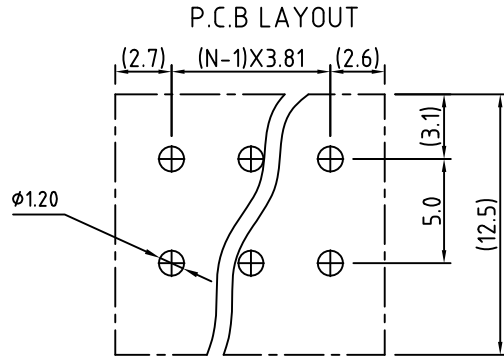
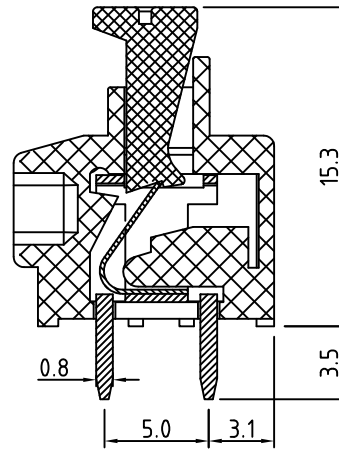


SIGN	DATE	DESCRIPTION	APPROVER

THIS IS CAD DRAWING, DO NOT REVISE MANUALLY!!!



N=Number of contacts



**Material**

- Spring clamp: Stainless steel
- Contact pin: Brass, Tin plated
- Insulator body/cover/lever: Thermoplastic (UL94V-0)

**Electrical cULus/VDE**

- Voltage rating: 300VAC/250VAC
- Current rating: 10A/9A
- Wire range: 0.5-0.75mm<sup>2</sup>
- Solid wire(AWG): 16-20
- Stranded wire(AWG): 16-20
- Wire strip length: 9-10mm
- Withstanding Voltage: 1.6KV/2KV
- Operating temperature: -40°C to +115°C
- Soldering temperature: 250°C±10°C/5 Sec
- Safety Approval:

RoHS Compliant

PART NUMBER:

**OSTHBXX3180**

- No. of Poles
- 02 2 Poles
  - 03 3 Poles
  - : :
  - 24 24 Poles

**COLOR**

- 0: Black
- 2: Red
- 3: Orange
- 4: Yellow
- 5: Green
- 6: Blue
- 8: Grey (Standard)



THESE DRAWINGS AND SPECIFICATIONS ARE THE PROPERTY OF ON-SHORE TECHNOLOGY, INC. AND SHALL NOT BE REPRODUCED, COPIED OR USED IN ANY MANNER WITHOUT THE PRIOR WRITTEN CONSENT OF ON-SHORE TECHNOLOGY, INC.

TITLE		OSTHB-3.81mm series			
PART NO.	OSTHBXX3180	DWG NO.	OSTHBXX3180.DWG		
APPROVED	CHECKED	DESIGNED	DRAWN	CUST NO.	Tolerance
		Sun 2009.05.19	Sun 2009.05.09		X. ±0.50
					X.X ±0.30
					X.XX ±0.10
					X° ±1°
				SHEET: 01/01	REV.: F