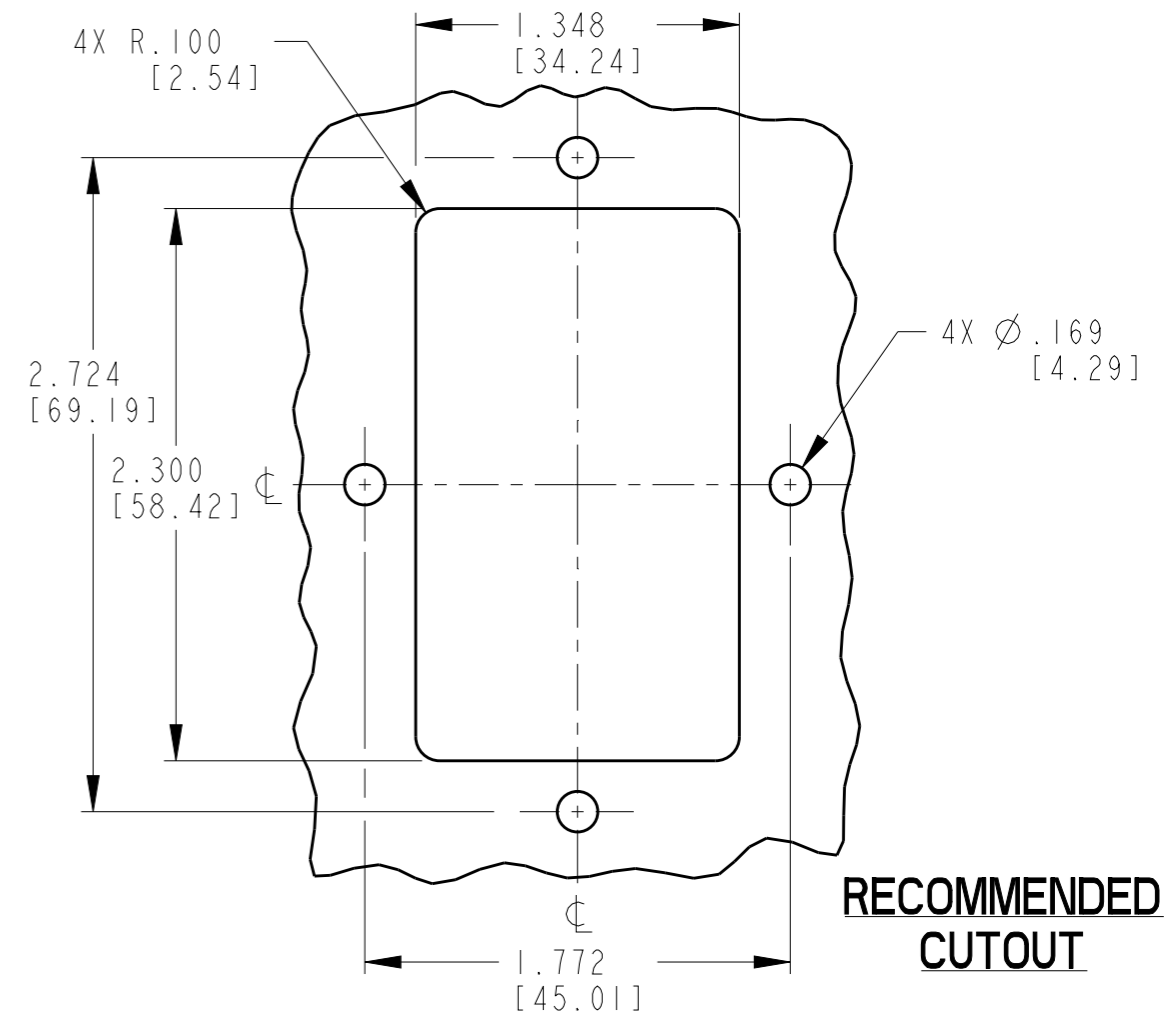
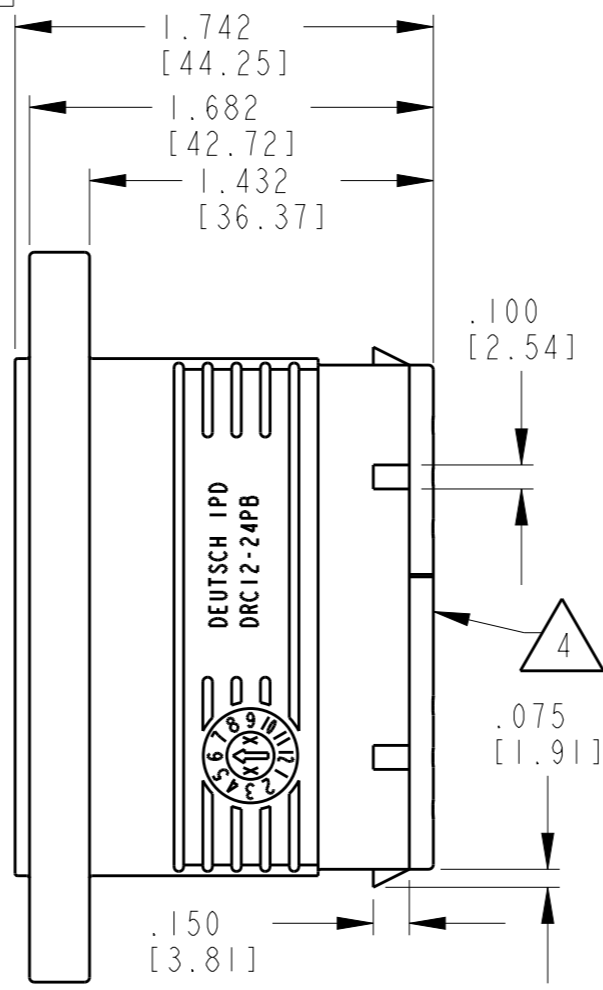
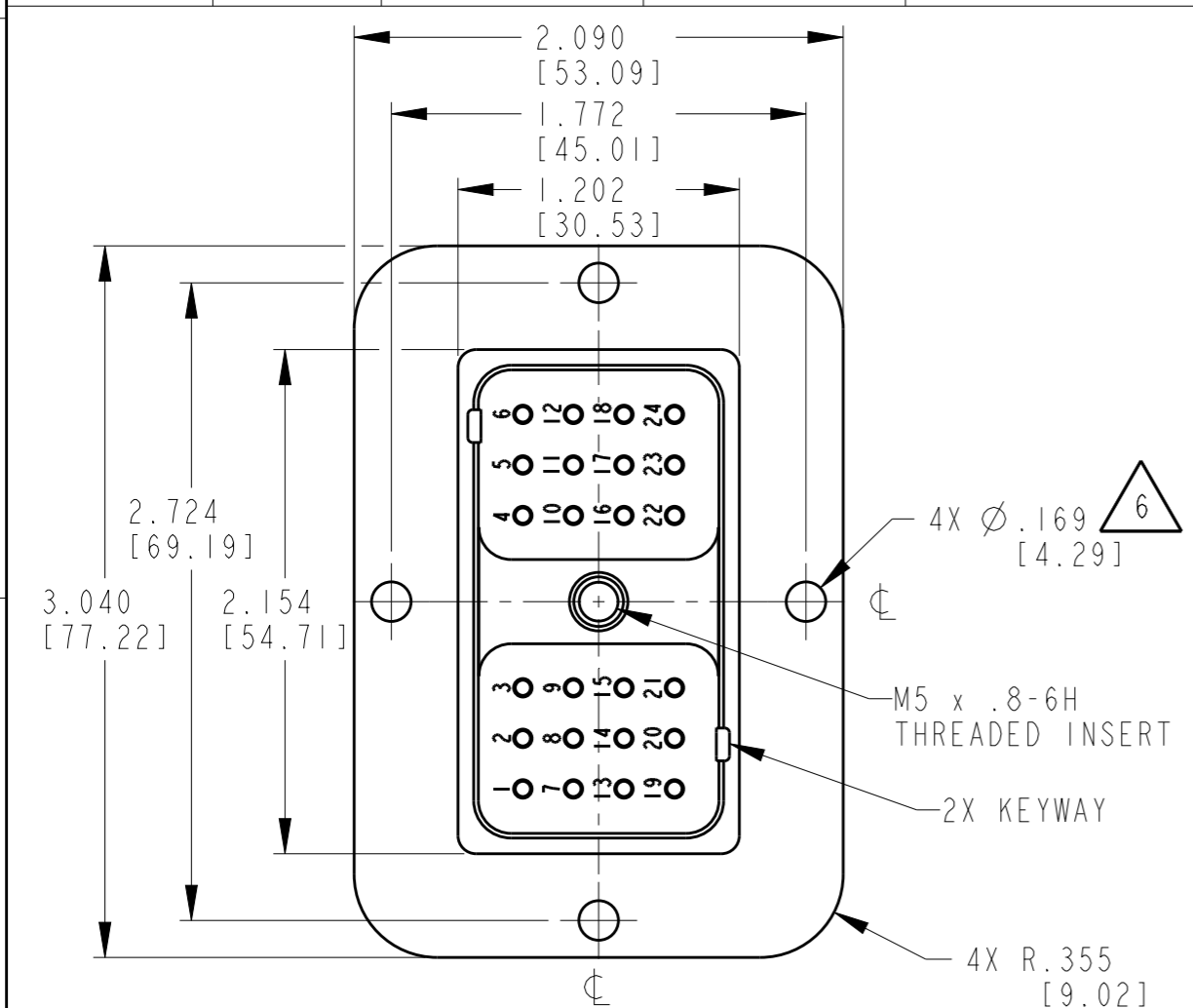


THIS DRAWING IS UNPUBLISHED  
 RELEASED FOR PUBLICATION 2017  
 © COPYRIGHT 2017 BY -TE CONNECTIVITY ALL RIGHTS RESERVED.

REVISIONS					
P	LTR	DESCRIPTION	DATE	DWN	APVD
	E	REVISED PER PCN E-17-014585	17JUN2017	SS	DM

SEAL TYPE	CONTACT SIZE	MIN. INSUL. O.D.	MAX. INSUL. O.D.	WIRE RANGE [mm <sup>2</sup> ] REF ONLY
4	NORMAL	.100 [2.54]	.134 [3.40]	14-20 AWG [2.0-.50]
E	E	.053 [1.35]	.120 [3.05]	14-20 AWG [2.0-.50]
T	T	.088 [2.24]	.134 [3.40]	14-20 AWG [2.0-.50]



4. WHEN X = E: MARK LETTER "E" IDENTIFIES "E" WIRE.  
 WHEN X = T: BROWN WELD CAPS IDENTIFIES "T" WIRE SEAL.  
 WHEN X = BLANK: IDENTIFIES "NORMAL" WIRE SEAL.

3. THIS PART MATES WITH DRC16-24SBX-XXXX PLUG.  
 (X = WIRE SEAL ID; XXXX= ALL MODIFICATIONS)

2. FOR CONTACT AND WIRE PERFORMANCE AND APPLICATION CHARACTERISTICS, SEE DRAWING 0425-015-0000.

1. RECEPTACLE IS SUPPLIED WITH DUST CAP, 0515-004-2405 (NOT SHOWN).

NOTES:

6. RECOMMENDED SCREW: 8-32 [M4].  
 TORQUE: 20-25 IN-LB [2.26-2.82 Nm].

5. MATERIAL: PLUG: PPS GF40(BLACK)  
 SEAL/GROMMET: VMQ(RED-ORANGE)  
 INSERT: STEEL,

TE INTERNAL PN	DEUTSCH PN
DRC12-24PB	DRC12-24PB
DRC12-24PBE	DRC12-24PBE
DRC12-24PBT	DRC12-24PBT

THIS DRAWING IS A CONTROLLED DOCUMENT.		DWN D.MEYER 01FEB2001	TE Connectivity	
DIMENSIONS: INCHES [mm]		CHK D.HASIBUAN 19SEP2011		
TOLERANCES UNLESS OTHERWISE SPECIFIED:		APVD D.MEYER 27OCT2011	NAME FLANGED RECEPTACLE 24 CONTACTS, SIZE 16 DRC SERIES KEY ARRANGEMENT -B-	
0 PLC ± 1 PLC ± 2 PLC ± 3 PLC ±.025 [0.64] 4 PLC ± ANGLES ±0°30'0"		PRODUCT SPEC -	SIZE A3 CAGE CODE 4AFU8 DRAWING NO. DRC12-24PBX RESTRICTED TO -	
MATERIAL 5		APPLICATION SPEC -	SCALE 1.25:1 SHEET 1 OF 1 REV E	
FINISH -		WEIGHT -	CUSTOMER DRAWING	