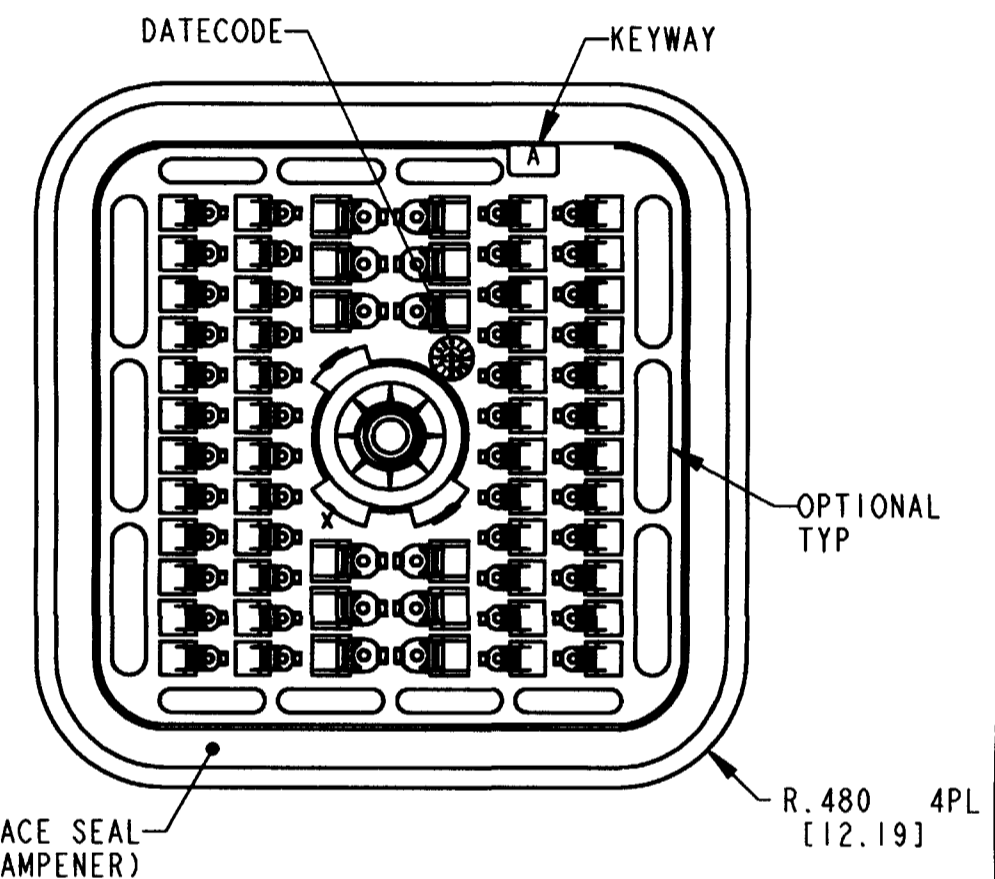
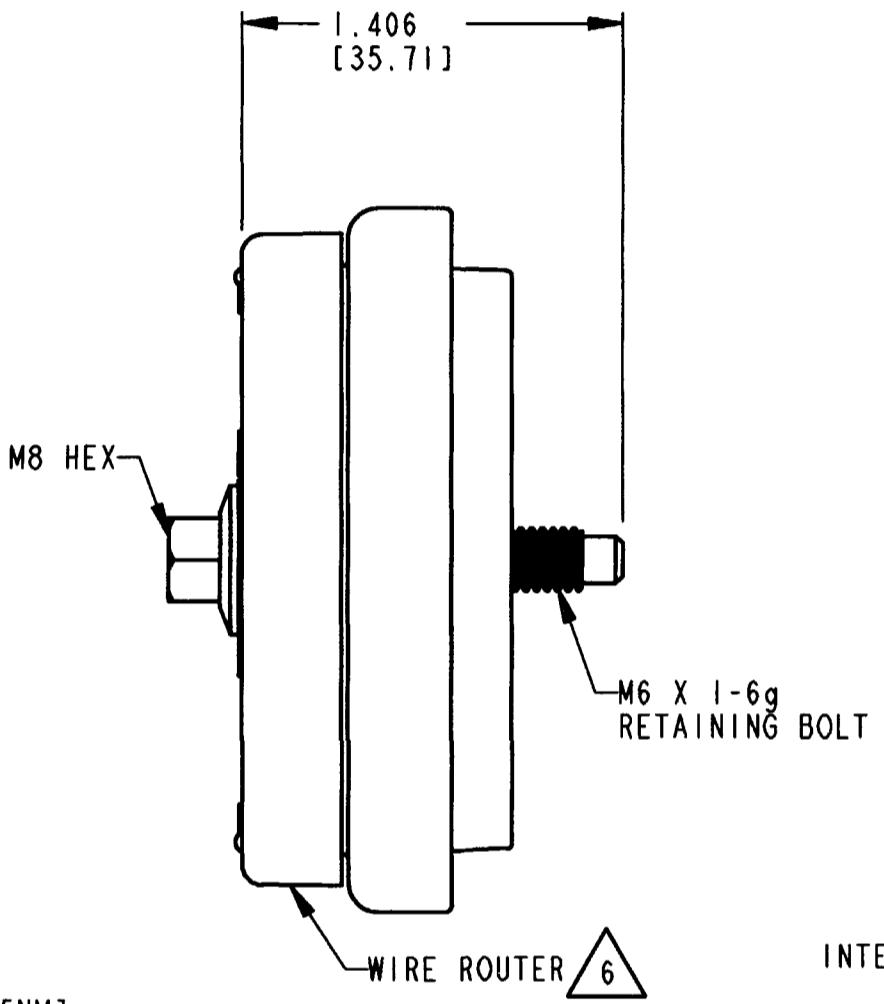
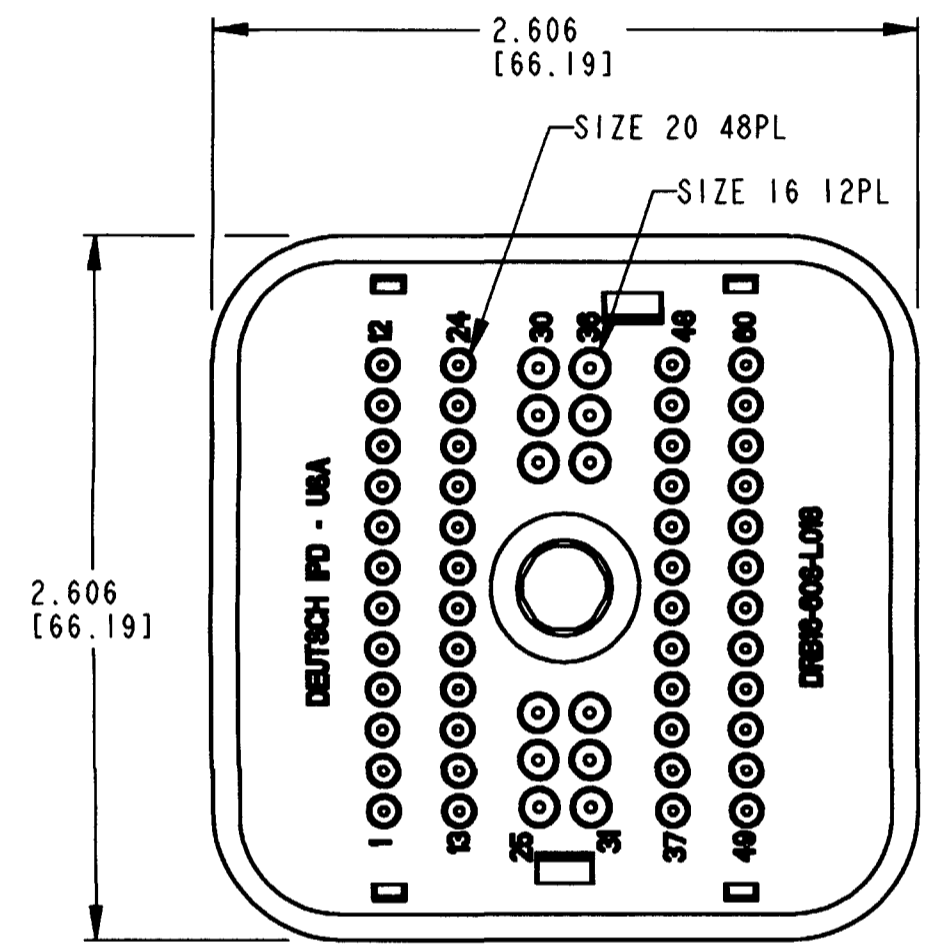


REV NC DRB16-60S\*E-L018

REVISIONS			
SYM	DESCRIPTION	DATE	APPROVED
NC	NEW RELEASE PER E.O. P17208	4-5-01	RDR



- 7. MATING TORQUE REQUIREMENT: 30-35 IN-LB [3.38-3.95NM].
  - △6. WIRE ROUTER CAP IS INCLUDED WITH PLUG (-L018 MOD).
  - 5. THIS PLUG MATES WITH DRB12-60P\*(N)E-\*\*\*\* RECEPTACLE (\* = A,B,C,D KEYS; \*\*\*\* = ALL MODIFICATIONS). CONSULT FACTORY FOR MODS.
  - △4. FOR CONTACTS AND WIRE PERFORMANCE AND APPLICATION CHARACTERISTICS SEE ENVELOPE DRAWING 0425-015-0000.
  - 3. ITEMS SOLD SEPARATELY: SECONDARY LOCK: WB-60S\* INTERFACE FLANGE: DRBF-2\*
  - 2. DIMENSION TOLERANCE: ±.025 [.64].
  - 1. DIMENSIONS ARE IN INCHES [mm].
- NOTES:

- 8. SEE SHEET 2 FOR OTHER KEY ARRANGEMENTS.
- 7. MATERIAL: PLUG: PLASTIC  
SEAL/GROMMET: RUBBER  
BOLT/CLIP: STEEL

CONTACT SIZE	MIN. INSUL. O.D. [mm]	MAX. INSUL. O.D. [mm]	WIRE RANGE [mm <sup>2</sup> ] REF ONLY △4
16	.053 [1.346]	.120 [3.048]	14-20 AWG [2.0-0.5]
20	.040 [1.016]	.095 [2.413]	16-20 AWG [1.0-0.5]

SIGNATURE & DATE	
DR	S. PALLUTH 03/30/01
CHK	<i>[Signature]</i> 4-4-01
PE	<i>[Signature]</i> 4/2/01
APPD	<i>[Signature]</i> 4/3/01
SCALE	NONE

PLUG, 60 CONTACTS  
KEYS A, B, C & D  
"E" SEAL, -L018 MOD  
COLOR: BLACK  
DRB SERIES  
ENVELOPE


CP EP059 MATL. CODE

**The Deutsch Company**  
DEUTSCH I.P.D.  
3850 INDUSTRIAL AVE.  
HEMET, CALIF. 92545

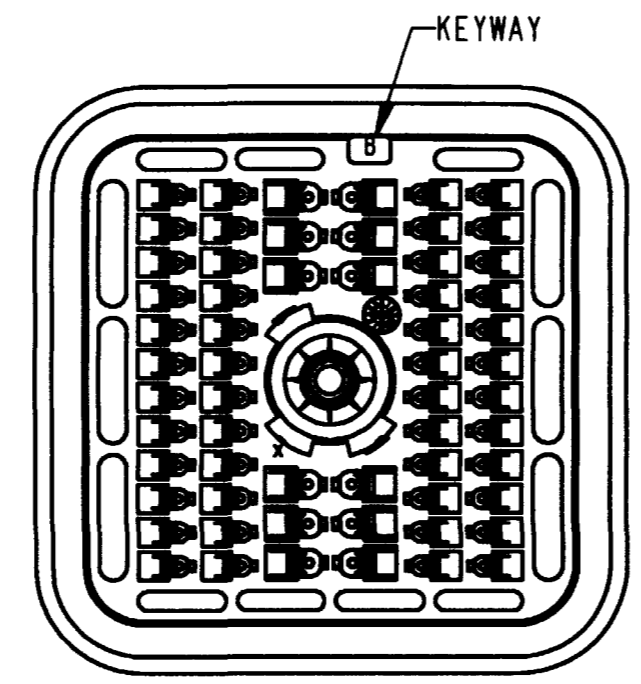
**B DRB16-60S\*E-L018**

DWG SIZE CODE 11139 SHEET 1 OF 2

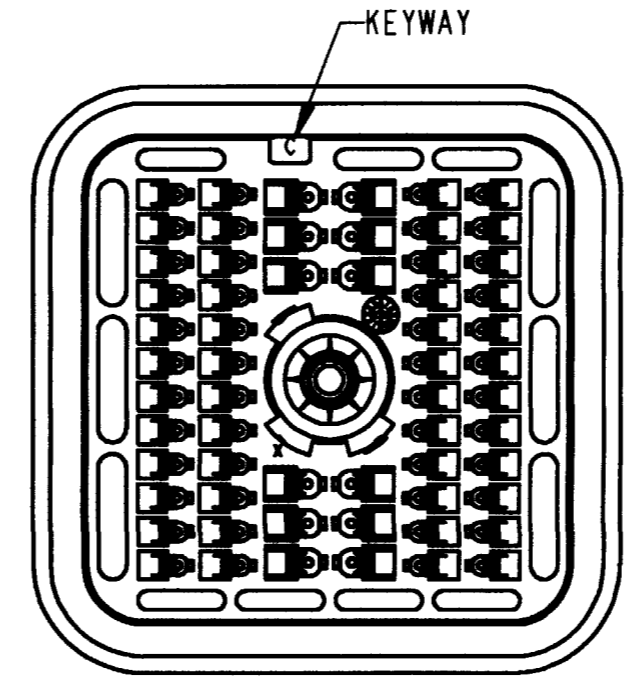
REV	DRB16-60S*E-L018	REVISIONS			
NC		SYM	DESCRIPTION	DATE	APPROVED
			SEE SHEET 1	4-5-01	RDR



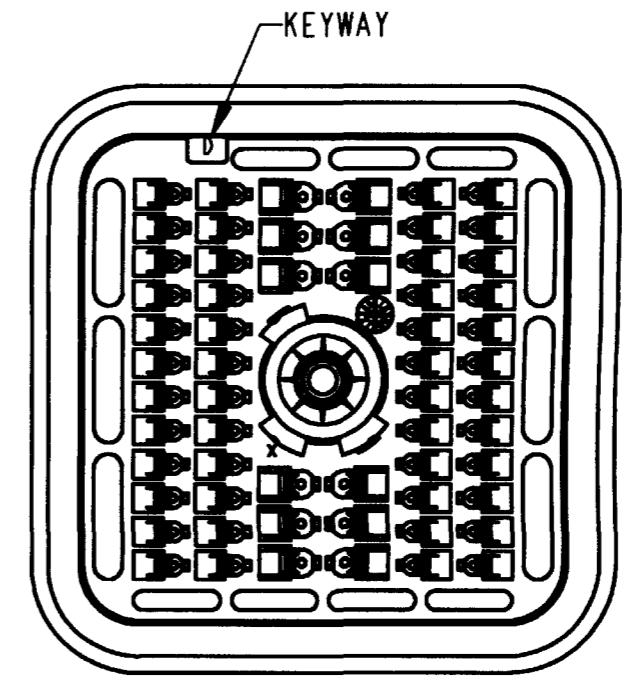
**DRB16-60SAE-L018**  
KEY ARRANGEMENT -A-



**DRB16-60SBE-L018**  
KEY ARRANGEMENT -B-



**DRB16-60SCE-L018**  
KEY ARRANGEMENT -C-



**DRB16-60SDE-L018**  
KEY ARRANGEMENT -D-

NOTES:

SIGNATURE & DATE	
DR	S. PALLUTH 03/30/01
CHK	R. Meyer 4-4-01
PE	S. Palluth 4/2/01
APPD	R. Meyer 4/2/01
SCALE	NONE

PLUG, 60 CONTACTS  
KEYS A, B, C & D  
"E" SEAL, -L018 MOD  
COLOR: BLACK  
DRB SERIES  
ENVELOPE

CP	EP059	MATL CODE
<b>The Deutsch Company</b> DEUTSCH I.P.D. 3850 INDUSTRIAL AVE. HEMET, CALIF. 92545		
<b>B</b>	<b>DRB16-60S*E-L018</b>	
DWG SIZE	CODE 11139	SHEET 2 OF 2