

+

NO. 565493


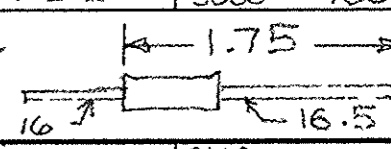




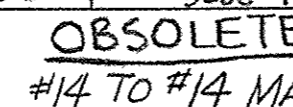
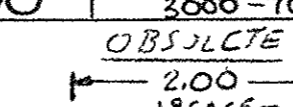
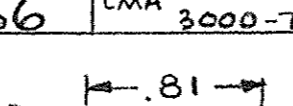



THIS IS A CONTROLLED DOCUMENT

RELEASED FOR PUBLICATION 11 22 MAY 01 BY AMP INCORPORATED ALL RIGHTS RESERVED

EXP VIEW A-6010-16

REVISION RECORD

REV.	DESCRIPTION	ECN	DATE	APP'D.
S1	0150-0712-01		JUL 01	CE
S	0150-0520-01		MAY 01	CE
R	ECN 0150-9485-99		8-6-99	MY/
P3	0150-8971-98 ADD-10,-11		11-93	BH/CE
P2	0150-6310-96			
	0150-6780-96			
PI	ADD -9		10/17/95	JLB
P	ECN 0150 4171 92		12/9/92	PM CE
N	ECN A-379492		8/5/92	PM
M2	ADD -8	-	5/20/92	PM
M1	ADDED -7	-#	1/14/88	BAW
M	REV ECN A-103288	-	5/2/88	BAW
L	ECN R-7699	-	1/6/87	DAS/CE
K	ECN R 7584	-	8-21-87	JES/JM
J2	ADD -6	-	10/86	IM
J1	ADD -5	-	8-30-85	JG/CE
J	ECN R-6406	-	8-16-85	JG
HI	ECN R 6341	-	7-15-85	JEB/CE
H	ECN R-6022	-	12-3-84	HDM/JG
G1	OBSOLETE -4 ONLY	R 5663	4/84	TS/DM
G	REV. PER ECN	R 5279	8/17/83	DM/DM
F3	ADDED -4 & SHEET 6		9/11/79	RB/DM
F2	ADDED -3		4-20-79	KS/DM
F1	ITEM 56 WAS 3-2286-1 ADD NOTE A TO SHEET 2	R2928	3/79	SS/SC
F	REV -2 ONLY ADD ITEM (62) DELETED (42)	R2902	3/1/79	KS/IM
WI	ECR 05-012647		10-05	MY/GB
W	ECR 05-012260		10-05	MY/GB
V	ECN 0150-0281-04		3-04	MY/TE
U	0150-0243-04		3-04	MY/TE
T	0150-0010-02 REACT -2		JAN 02	CE/TE
S2	0150-1077-01 ADD -12		OCT 01	CE GB

DASH NO.	REV.	PRODUCT NO.	CMA	DESCRIPTION	DASH NO.	REV.	PRODUCT NO.	CMA	DESCRIPTION
-1	M	42076	600-3000	SPLICE APP .110" F CRIMP .270 FEED THRU 	-10	W	41765	3000-7000	SPLICE APPL. ±.002 .120 F CRIMP CH .080 .270 FEED 
-2	W	41765	1500-5000	SPLICE APP. .110" F CRIMP .270 FEED THRU 	-11	W	41766	3000-7000	SPLICE APPL ±.002 .130 F CRIMP 
-3	W	41766	3000-7000	SPLICE APPL .140" F CRIMP .270 FEED 	-12	W	41765	3000-7000	SPLICE APPL ±.002 .120 F CRIMP CH .080 .270 FEED 
-4	M	41766	3000-7000	SPLICE APPL. .155" F CRIMP .270 FEED (USE DUAL REEL HOLDER) 					
-5	M	41900	3000-7000	SPLICE APPL. .140 F CRIMP .270 FEED 					
-6	W	41766	3000-7000	SPLICE APPL 140 F CRIMP .270 FEED 					
-7	M	42076	600-3000	THRU SPLICE APPL. .110 F .270 FEED - OBSOLETE - 					
-8	W	41770	7000-13000	CRIMP HEIGHT .120 ±.002 SPLICE APPL .180 F .270 FEED 					
-9	W	41900	3000-7000	SPLICE APPL. .140 F CRIMP .270 FEED 					

REVISION																			
SHEET																			

PRINT	AMP 2649	TITLE	SPLICE APPLICATOR WITH WIRE FEED	DR	W. Martz 2-17-76	APP'D.		LOC.	A	NO	565493	REV	
4		AMP INCORPORATED HARRISBURG, PA.		CHK		REL	2-17-76	SHEET			1 OF 7		

565493

THIS IS A CONTROLLED DOCUMENT

11 27 MAY 01
BY AMP INCORPORATED ALL RIGHTS RESERVED
COPYRIGHT 1987 2001

ITEM NO.	DESCRIPTION	S I Z E	PART NUMBER	QUANTITY REQUIRED												REMARKS												
				-1		-2		-3		-4		-5		-6			-7		-8		-9		-10		-11		-12	
				U	T	U	T	U	T	U	T	U	T	U	T		U	T	U	T	U	T	U	T	U	T	U	T
1	CRIMPER .110 F	C	1-453919-8	1		1																						
2	SCREW, SOC HD CAP 1/4-20 x .62		21001-3	2		2		2		2		4		2		4		2		4		2		2		2		
3	ANVIL .110	A	453761-1	1		1																						
4	SCREW, SOC HD CAP 1/4-20 x .75		21001-4	1		3		1		1		5		1		5				5		3		3		3		
5	SHEAR BLADE	B	453769-1	1																								
6	SCREW SOC HD CAP #4-40 x .38		1-21000-4	2		2		2		2		2		2		2		2		2		2		2		2		
7	BASE CASTING	C	570238	1		1		1		1		1		1		1		1		1		1		1		1		
8	PLATE, BASE	B	372987	1		1		1		1		1		1		1		1		1		1		1		1		
9	BLOCK, BASE	B	453762-1	1				1		1				1				1				1				1		
10	SCREW, SOC HD CAP 5/16-18 x .88		1-21001-9	2		2		2		2		2		2		2		2		2		2		2		2		
11	WASHER, SPRING LOCK 5/16		21024-7	2		2		2		2		2		2		2		2		2		2		2		2		
12	RETAINER, SLIDE	A	372993	1		1		1		1		1		1		1		1		1		1		1		1		
13	SCREW, SOC HD CAP #10-32 x .62		3-21000-6	1				1		1		1		1		1		1		1								
14	SLIDE	A	373003	1		1		1		1		1		1		1		1		1		1		1		1		
15	PLATE, FEED	C	453772-1	1		1		1		1		1		1				1		1		1		1		1		
16	SCREW SOC HD CAP #10-32 x .50		3-21000-5	2		2		2		2		2		2		2		2		2		2		2		2		
17	SPRING, SLIDE		2-24017-6	1		1		1		1		1		1		1		1		1		1		1		1		
18	SCREW, HEX HD CAP 3/8-16 x 1.00		3-21015-1	3		3		3		3		3		3		3		3		3		3		3		3		
19	WASHER, FLAT 3/8 ID.	A	371178	3		2		3		3		3		3		3		2		3		2		2		2		
20	SHEAR BLADE	B	453769-5			1																1				1		
21	RAM	B	453768-1	1		1		1		1		1		1		1		1		1		1		1		1		
22	SCREW SQ HD SET 1/4-20 x 1.50		21077-7	1		1		1														1		1		1		
23	NUT, HEX 1/4-20		21019-1	1		1		1														1		1		1		
24	WIRE CRIMPER .140F" .187THK ^{40% LEGS}	C	456411-1					1																				
25	HOLDER, ANVIL	A	374348	1		1		1		1		1		1		1		1		1		1		1		1		
26	AUX ANVIL HOLDER	A	378975	1		1		1		1		1		1		1		1		1		1		1		1		
27	SCREW, SOC HD CAP 3/8-16 x 1.25		3-21001-6	1		1		1		1		1		1		1		1		1		1		1		1		
28	SCREW, SOC HD CAP 5/16-18 x .50		1-21001-6	1		1		1		1		1		1		1		1		1		1		1		1		
29	ANVIL .140	B	453761-2					1				1										1				1		
30	SHEAR BLADE	B	453769-3					1																				
31	BLOCK, CUTTER Δ	B	453771-1	1		1		1														1		1		1		
32	SCREW, SOC HD CAP #8-32 x .50		2-21000-7	2		2		2		2		2		2		2				2						2		
33	CUTTER, WIRE Δ	A	453749-1	1		1		1				1		1		1					1		1		1			
34	PIN, DOWEL .093 DIA x .63		1-21919-3	1		1		1		1		1		1		1		1		1		1		1		1		
35	SCREW, SET SOC HD #6-32 x .50 LG		2-21000-0	1				1		1		1		1		1		1		1		1		1		1		
36	WASHER FLAT #6		21055-5	1																								

PRINT 4

■ DENOTES WEARING PARTS
 RECOMMEND PURCHASE REPLACEMENT
 Δ WHEN APPROXIMATE ITEM IS TOUCHES TABLE, CUTTER SHOULD BE HELD IN WIRE TIGHT.

TITLE LIST OF MATERIALS SPACE APPLICATOR

LOC. A SHEET 2 OF 7 NO. 565493 REV WJ

CUSTOMER AND ASSEMBLY DRAWING

565493

THIS IS A CONTROLLED DOCUMENT.

RELEASED FOR PUBLICATION 11 22 2007 BY AMP INCORPORATED. ALL RIGHTS RESERVED.

ITEM NO.	DESCRIPTION	SIZE	PART NUMBER	QUANTITY REQUIRED												REMARKS														
				-1		-2		-3		-4		-5		-6				-7		-8		-9		-10		-11		-12		
				U	T	U	T	U	T	U	T	U	T	U	T			U	T	U	T	U	T	U	T	U	T	U	T	U
37	SPRING, COMP (MT. IN) LC-042E-9		5-22282-1	1		1		1		1		1		1		1		1		1		1		1		1				
38	NUT, HEX #6-32		21068-5	1		1		1		1		1		1		1		1		1		1		1		1				
39	STRIPPER	A	453748-1		1		1		1		1		1		1		1		1		1		1		1		1			
40	SCREW BUT HD CAP #8-32 x .38		2-21002-1	2		2		2		2		2		2		2		2		2		2		2		2		2		
41	WASHER #8 (SPACER)		21055-6	4		4		4		4		4		4		4		4		4		4		4		4				
42	HOLD DOWN TERM. (TERM 42076)	B	453770-1		1		1		1		1		1		1		1		1		1		1		1		1			
43	SCREW SOC. HD. CAP #6-32 x .38		1-21000-9	2		2		2		2		2		2		2		2		2		2		2		2				
44	RETAINER, FEED PLATE	A	453750-1		1		1		1		1		1		1		1		1		1		1		1		1			
45	SCREW, BUT. HD. CAP #10-32 x .50		2-21002-7	2		2		2		2		2		2		2		2		2		2		2		2		2		
46	SCREW, SOC. HD. CAP #10-32 x 1.00		3-21000-9	1		1		1		1		1		1		1		1		1		1		1		1				
47	NUT, HEX #10-32		21068-7	1		1		1		1		1		1		1		1		1		1		1		1				
48	HOLD DOWN WIRE	A	810296		1		1		1		1		1		1		1		1		1		1		1		1			
49	MOUNT, CYL.	A	453753-1		1		1		1		1		1		1		1		1		1		1		1		1			
50	MOUNT, FEED FINGER	A	453754-1		1		1		1		1		1		1		1		1		1		1		1		1			
51	SCREW, SOC. HD. CAP #6-32 x .50		2-21000-0	2		2		2		2		2		2		2		2		2		2		2		2		2		
52	PIN, GROOVE .125 DIA x .75		1-22183-8	1		1		1		1		1		1		1		1		1		1		1		1				
53	FEED FINGER	A	453752-1		1		1		1		1		1		1		1		1		1		1		1		1			
54	SCREW, SHOULDER .188 DIA x .375	A	1-22353-0	1		1		1		1		1		1		1		1		1		1		1		1				
55	PIN, GROOVE TYPE G7, 125 D. x 1.00		1-22183-9	1		1		1		1		1		1		1		1		1		1		1		1				
56	SPRING, EXT. B3 L6	A	683146-1	1		1		1		1		1		1		1		1		1		1		1		1				
57	CYLINDER, FEED <small>3/4 BORE .875 STROKE STYLE F SERIES A</small>		25247-1	1		1		1		1		1		1		1		1		1		1		1		1				
58	SCREW, SOC. HD. CAP #8-32 x 1.25 <small>MOD</small>		3-21000-2	3		3		3		3		3		3		3		3		3		3		3		3		3		CUT TO 1.12 LG.
59	CLEVIS	B	453763-1		1		1		1		1		1		1		1		1		1		1		1		1			
60	PIN, CLEVIS	A	453089-1		1		1		1		1		1		1		1		1		1		1		1		1			
61	PIN, COTTER .06 DIA x .50		1-22170-8	2		2		2		2		2		2		2		2		2		2		2		2		2		
62	HOLD DOWN TERM (TERM 41765)	B	453770-2		1		1		1		1		1		1		1		1		1		1		1		1			
63	HOLD DOWN 41765	A	453758-1		1		1		1		1		1		1		1		1		1		1		1		1			
64	SCREW, SOC. HD. CAP #6-32 x .38		1-21000-9	2		2		2		2		2		2		2		2		2		2		2		2		2		
65	MOUNT, FEED FINGER (TERM 41766)	A	453754-2		1		1		1		1		1		1		1		1		1		1		1		1			
66	DRAG, STOCK	A	453760-1		1		1		1		1		1		1		1		1		1		1		1		1			
67	SCREW, SOC. SET #6-32 x .38		3-21006-4	2		2		2		2		2		2		2		2		2		2		2		2		2		
68	NUT, HEX. #6-32		21068-5	2		2		2		2		2		2		2		2		2		2		2		2		2		
69	STUD #8-32 x 1.00 <small>PIC 2045</small>		22354-7	1		1		1		1		1		1		1		1		1		1		1		1				
70	SPRING, COMP. LC-045E-2		6-22282-1	1		1		1		1		1		1		1		1		1		1		1		1				
71	WASHER, FLAT #8		21055-7	1		1		1		1		1		1		1		1		1		1		1		1				
72	NUT, HEX. S.L. #8-32		21022-2	1		1		1		1		1		1		1		1		1		1		1		1				

PRINT A	TITLE LIST OF MATERIALS	TITLE SPlice APPLICATOR	LOC. A	B SHEET	NO. 565493	REV. WU
------------	----------------------------	----------------------------	-----------	------------	---------------	------------

THIS IS A CONTROLLED DOCUMENT.

RELEASED FOR PUBLICATION 11 22 MAY 01 BY AMP INCORPORATED. ALL RIGHTS RESERVED. COPYRIGHT 1989 2001

ITEM NO.	DESCRIPTION	SIZE	PART NUMBER	QUANTITY REQUIRED												REMARKS													
				-1		-2		-3		-4		-5		-6				-7		-8		-9		-10		-11		-12	
				U	T	U	T	U	T	U	T	U	T	U	T			U	T	U	T	U	T	U	T	U	T	U	T
73	HOLD DOWN (TERM 41766)	A	453758-2			1				1	1							1				1							
74	BRACKET, CYL. MOUNT	B	453766-1	1	1	1					1										1		1						
75	SCREW, SOC HD CAP 1/4-20x.62		21001-3	2	2	2	2			2	2	2	2	2	2	2	2	2	2	2	2	2	2	2					
76	WASHER, FLAT 1/4 DIA		21055-8	2	4	2	2			2	2	2	2	2	2	2	4	4	4	4	4	4	4	4					
77	HOLD DOWN TERM. (TERM 41766)	B	453770-3			1				1	1						1												
78	CYL WIRE FEED		468528-1	1		1					1																		
79	SCREW, SOC HD CAP 1/4-20x2.25		1-21001-1	2		2	2				2																		
80	HOLDER, WIRE GUIDE	A	453756-1	1	1	1				1	1	1	1	1	1	1	1	1	1	1	1	1	1						
81	GUIDE, WIRE	A	453757-1	1	1	1				1	1	1	1	1	1	1	1	1	1	1	1	1	1						
82	SCREW, SOC. HD. CAP #6-32x.62		2-21000-1	2	2	2	2			2	2			2	2	2	2	2	2	2	2	2	2						
83	DRAG, WIRE	A	453755-1	1	1	1				1	1	1	1	1	1	1	1	1	1	1	1	1	1						
84	SCREW, SOC. HD CAP #6-32x.62		1-21002-9	2	2	2	2			2	2			2	2	2	2	2	2	2	2	2	2						
85	WASHER, FLAT #6		21055-5	2	2	2	4			2	2			2	2	2	2	2	2	2	2	2	2						
86	SPRING, COMP. LC-022C-3 250 DIAx.50		22280-3	2	2	2	2			2	2			2	2	2	2	2	2	2	2	2	2						
87	SCREW, SOC. CAP 4-40 x 1 1/16		7-21000-8	1	1	1				1	1			1	1	1	1	1	1	1	1	1	1						
88	FEED, WIRE	B	453767-1	1	1	1				1	1	1	1	1	1	1	1	1	1	1	1	1	1						
89	BLADE, WIRE PUSHER	A	453759-1	1										1															
90	STUD #6-32x1.00 PIC 2090		22354-1	1	1	1				1	1	1	1	1	1	1	1	1	1	1	1	1	1						
91	SPRING, COMP LC-022D-3 312 DIA x .62		8-22281-7	1	1	1				1	1	1	1	1	1	1	1	1	1	1	1	1	1						
92	WASHER, FLAT #6		21055-5	1	1	1				1	1	1	1	1	1	1	1	1	1	1	1	1	1						
93	NUT, HEX #6-32		21068-5	1	1	1				1	1	1	1	1	1	1	1	1	1	1	1	1	1						
94	NUT, HEX S.L #6-32		21022-1	2	2	2				2	2	2	2	2	2	2	2	2	2	2	2	2	2						
95	PISTON POSITIONER	A	376170	1	1	1				1	1	1	1	1	1	1	1	1	1	1	1	1	1						
96	ROD, GUIDE	A	388639-2	1		1					1																		
97	PIN, COTTER .062x.50		1-22170-8	2	2	2	2			2	2			2	2	2	2	2	2	2	2	2	2						
98	BLADE, WIRE PUSHER	B	453759-2			1	1			1	1				1	1	1	1	1	1	1	1	1						
99	BRACKET, WIRE REEL	B	453764-1	1	1	1					1				1						1	1	1						
100	SCREW, SOC. HD. CAP 1/4-20x.62		21001-3	2	2	2				2	2	2	2	2	2	2	2	2	2	2	2	2	2						
101	SHAFT, WIRE REEL	A	453751-1	1	1	1				1	1	1	1	1	1	1	1	1	1	1	1	1	1						
102	SCREW, SOC. HD CAP 5/16-18x.62		1-21001-7	1	1	1				1	1	1	1	1	1	1	1	1	1	1	1	1	1						
103	COLLAR, SHAFT .625 DIA	A	22292-9	1	1	1				1	1	1	1	1	1	1	1	1	1	1	1	1	1						
104	NUT, HEX. 4-40 MT EN (87)		21018-4	1	1	1				1	1	1	1	1	1	1	1	1	1	1	1	1	1						
105	GUIDE, WIRE	B	453765-1	1		1					1				1														
106	SCREW, SOC. HD. CAP 1/4-20x.50		21001-2	2	2	2				2	2	2	2	2	2	2	2	2	2	2	2	2	2						
107	TUBE, WIRE FEED (NYLON)		24028-1	29	29	29				29	29	29	29	29	29	29	29	29	29	29	29	29	29						
108	CRIMPER, WIRE .155 "F"	C	456426-4																										

▲ QTY. IN INCHES

LOC. A SHEET 4 OF 7 REV. WI

NO. 565493

TITLE LIST OF MATERIALS SPlice APPLICATOR

■ DENOTES WEARING PARTS
□ RECOMMEND PURCHASE REPLACEMENT

PRINT 4

565493

THIS IS A CONTROLLED DOCUMENT.

22 MAY 61

RELEASED FOR PUBLICATION 11 BY AMP INCORPORATED. ALL RIGHTS RESERVED. COPYRIGHT 1992001

ITEM NO.	DESCRIPTION	SIZE	PART NUMBER	QUANTITY REQUIRED												REMARKS													
				-1		-2		-3		-4		-5		-6				-7		-8		-9		-10		-11		-12	
				U	T	U	T	U	T	U	T	U	T	U	T			U	T	U	T	U	T	U	T	U	T	U	T
109	BRACKET	B	452899-2	1																									
110	ARM ASSEM.	B	378393	1																									
112	VALVE, AIRFEED SUB-ASS'Y	C	692655-1	1	1	1	1	1	1	1	1	1	1	1	1	1	1	1	1	1	1	1	1	1	1	1			
113	VALVE ON-OFF	BA	23018-1	1																									
114	SCREW, SOC HD CAP #10-32 x 1.00		3-21000-9	1																									
115	NUT, HEX #10-32		21018-7	2																									
116	SCREW SOC HD CAP #10-32 x 0.60		3-21000-6	2																									
117	WASHER FLAT #10		21055-7	2																									
118	NIPPLE, LONG, 1/8 NPT x 1 1/2 LG.		22313-1	1																									
119	ELBOW, STREET 1/8 NPT		22306-1	1																									
120	VALVE, FLOW CONTROL	BA	23053-1	1																									
121	VALVE, QUICK EXHAUST	BA	22374-1	1																									
122	ELBOW 1/8 NPT - 1/4 TUBE		22294-6	2																									
123	NIPPLE, HEX 1/8 NPT - 3/8 NPT		22304-5	2																									
124	TUBING, PLASTIC 1/4 OR. Δ		27319-4	-	19	29	19			19	19	19	19	19	19	19	19	19	19	19	19	19	19	19	19	19			
125	TEE 1/8 NPT		22309-1	1	1	1				1	1	1	1	1	1	1	1	1	1	1	1	1	1	1	1	1			
126	NIPPLE, HEX 1/8 NPT		22304-1	2	2	2	2			2	2	2	2	2	2	2	2	2	2	2	2	2	2	2	2	2			
127	ELBOW 1/8 NPT - 1/4 TUBE		22294-6	2	1	2	2			2	2	2	2	2	2	2	2	2	2	2	2	1	1	1	1	1			
128	VALVE, FLOW CONTROL		23054-1	1	1	1				1	1	1	1	1	1	1	1	1	1	1	1	1	1	1	1	1			
129	NIPPLE 1/8 NPT 2.50 LG. Δ		22313-9	1		1				1	1	1	1	1	1	1	1	1	1	1	1	1	1	1	1	1			
130	PIPE PLUG		465729-1	1	1	1				1	1	1	1	1	1	1	1	1	1	1	1	1	1	1	1	1			
131	ANVIL .155	■ B	453761-3																										
132	GUARD LOWER	C	460580-2		1		1			1	1	1	1	1	1	1	1	1	1	1	1	1	1	1	1	1			
133	SHROUD	C	461628-1		1	1	1			1	1	1	1	1	1	1	1	1	1	1	1	1	1	1	1	1			
134	SCREW BUT. HD 1/4-20 x 3/16		3-21002-2	1	1	1	1			1	1	1	1	1	1	1	1	1	1	1	1	1	1	1	1	1			
135	WASHER, FLAT		21055-7	1	1	1	1			1	1	1	1	1	1	1	1	1	1	1	1	1	1	1	1	1			
136	PRESS ASS'Y	D	1-471273-2	REF.	REF.	REF.	REF.			REF.	REF.	REF.	REF.	REF.	REF.	REF.	REF.	REF.	REF.	REF.	REF.	REF.	REF.	REF.	REF.	REF.			
137	SPACER, GUARD	A	454058-1	2	1	2	2			2	2	2	2	2	2	2	2	2	2	2	2	2	2	2	2	2			
138	GUARD	B	453870-2	1	1	1	1			1	1	1	1	1	1	1	1	1	1	1	1	1	1	1	1	1			
139	BRACKET, GUARD	A	376946	1	1	1	1			1	1	1	1	1	1	1	1	1	1	1	1	1	1	1	1	1			
140	SCREW, SOC HD CAP #10-32 x 1.00		3-21000-9	2	1	2	2			2	2	2	2	2	2	2	2	2	2	2	2	2	2	2	2	2			
141	WASHER FLAT #10		21055-7	2	2	2	2			2	2	2	2	2	2	2	2	2	2	2	2	2	2	2	2	2			
142	GUARD, FRONT	A	460579-2	1	1	1	1			1	1	1	1	1	1	1	1	1	1	1	1	1	1	1	1	1			
143	SCREW, SOC HD CAP #6-32 x 25		1-21000-8	2	2	2	2			2	2	2	2	2	2	2	2	2	2	2	2	2	2	2	2	2			
144	WASHER FLAT #6		21055-5	2	2	2	2			2	2	2	2	2	2	2	2	2	2	2	2	2	2	2	2	2			
145	CUTTER WIRE (#14 WIRE MAX)	■ A	453749-2							1																			

PRINT 4

Δ REMOVE LONG NIPPLE FROM AIRFEED ASSY (ITEM 112) & REPLACE WITH (ITEM 129) 22313-9

TITLE LIST OF MATERIALS SPLICE APPLICATOR

LOC. A

B NO. 565493

SHEET 5 OF 7

REV. W

THIS IS A CONTROLLED DOCUMENT.

RELEASED FOR PUBLICATION 11 22 2001 BY AMP INCORPORATED. ALL RIGHTS RESERVED. COPYRIGHT 1988 2001

ITEM NO.	DESCRIPTION	SIZE	PART NUMBER	QUANTITY REQUIRED																				REMARKS				
				-1		-2		-3		-4		-5		-6		-7		-8		-9		-10			-11		-12	
				U	T	U	T	U	T	U	T	U	T	U	T	U	T	U	T	U	T	U	T		U	T	U	T
146	TUBING NYLON 1/8" I.D.	A	24028-2						7																	ONE AT 2" LG ONE AT 4 1/2 LG.		
147	GUARD, LOWER	C	843571-1			1																1		1	1			
148	FEED WIRE UP TO #14 WIRE	B	453767-2														1											
149	BLOCK CUTTER .078 DIA HOLE	B	453771-2																									
150	GUIDE WIRE UP TO #14 WIRE	A	453757-2														1											
151	SHEAR BLADE	B	453769-4							1										1								
152	CRIMER WIRE .140 F	C	1-456411-3							1										1								
153	BRACKET PUSHER (CUTTER)	B	817153-1							1			1													MOUNTS TO RAM ITEM 21		
154	SCREW SHC 1/4-20 x 1.25 LG	A	21001-7							2			2						2									
155	FEED FINGER	A	453752-2							1										1								
156	GUIDE WIRE	A	453765-2							1			1							1								
157	BRACKET WIRE REEL	B	817155-1							1			1							1								
158	BLOCK CUTTER	B	817154-1							1			1															
159	BRACKET CYL. MT.	B	453766-2			1				1			1							1		1	1	1	1			
160	REFL BRACKET ASSY.	D	694925-4						1																			
161	NUT HEX. 1/4-20	A	1-21018-3			2				2			2						2	2	2	2	2	2	2			
162	BRACKET CYL. MT. EXTENTION	B	817151-1							1			1							1								
163	SCR. SHC 1/4-20 x 2.50 LG.	A	1-21001-2			2				2			2						2	2	2	2	2	2	2			
164	CYL AIR 2.00 STROKE	A	468528-2			1				1			1						1	1	1	1	1	1	1			
165	GUIDE ROD 8.00 LG.	A	388639-4			1				1			1						1	1	1	1	1	1	1			
166	SPACER	A	461690-2																							MOUNTS BETWEEN ITEM 9 & 158		
167	SCR, BUT HD CAP 6-32 X .38	A	2-21002-7							1			1							1						MOUNTS TO ITEM 33		
168	WASHER, FLAT #6	A	21055-5							1			1							1						" " " "		
169	SHROUD	C	460252-1							1										1								
170	BLOCK, BASE	B	453762-3			1							1												1			
171	WIRE CRIMPER .180 F	C	1-453925-2																									
172	HOLD DOWN	A	453758-3																									
173	BLOCK CUTTER	B	453771-3																									
174	BLADE, SHEAR	B	453769-7																									
175	PLATE, FEED	C	453772-2																									
176	ANVIL .180	C	1-473503-3																									
177	HOLD DOWN, TERMINAL	B	90475-1																									
178	SPACER	A	90474-1																									
179	SCR, SHC 1/4-20 X 1.00	A	21001-6																				1		2			
180	SCR, SHC 8-32 X .75	A	2-21000-9																						2			
181	SCR, RHC 6-32 X .38	A	1-21002-7																						2			

CONTEND.

565493

PRINT	DIST.	TITLE	LOC.	B	NO.	REV.
4		LIST OF MATERIALS SPLICE APPLICATOR			565493	
				SHEET	6 OF 7	WI

AMP 1125-3 (11/66)		SIZE	PART NUMBER	QUANTITY REQUIRED												REMARKS
ITEM NO.	DESCRIPTION			-1	-2	-3	-4	-5	-6	-7	-8	-9	-10	-11	-12	
				U T	U T	U T	U T	U T	U T	U T	U T	U T	U T	U T	U T	
182	CUTTER, WIRE	A	453749-3	-	-	-	-	-	-	-	-	1	-	-	-	-
183	BRACKET, PUSHER	B	90643-1	-	-	-	-	-	-	-	-	-	1	-	-	-
184	WASHER, FLAT	A	21899-3	-	-	-	-	-	-	-	-	2	-	-	-	-
185	TUBING, NYLON	A	980411-1	-	-	-	-	-	-	-	-	29	-	-	-	-
186	SUPPORT, SHEAR	A	90887-1	-	-	-	-	-	-	-	-	1	-	-	-	-
187	SPACER	A	90474-2	-	-	-	-	-	-	-	-	-	1	-	-	-
188	BLOCK, CUTTER	B	453771-4	-	-	-	-	-	-	-	-	-	1	-	-	-
189	BRACKET, PUSHER	C	817153-3	-	-	-	-	-	-	-	-	-	-	1	1	-
190	SPACER, AIR FEED	C	461690-4	-	-	-	-	-	-	-	-	-	-	1	1	-
191	SUPPORT, SHEAR	B	90887-2	-	1	-	-	-	-	-	-	-	-	1	1	1
192	SHCS 10-32 x .75	A	3-21000-7	-	1	-	-	-	-	-	-	-	-	1	1	1
193	BRACKET, CYL MT EXTENSION	B	817151-1	-	-	-	-	-	-	-	-	-	-	1	1	-
194	SHCS 8-32 x 1.25	A	3-21000-2	-	-	-	-	-	-	-	-	-	-	2	2	-
195	GUIDE, WIRE	A	453765-3	-	1	-	-	-	-	-	-	-	-	1	1	1
196	SET SCREW 10-32 x .50	A	5-21006-3	-	1	-	-	1	-	-	1	1	1	1	1	1
197	HEX NUT 5-16 x 24	A	1-22202-7	-	1	-	-	-	-	-	-	-	-	1	1	1
198	1/8 FEMALE PT COUPLER	A	22302-1	-	-	-	-	-	-	-	-	-	-	-	-	-
199	SCREW, SHC, 10-32 x .88	A	3-21000-8	-	1	-	-	-	-	-	-	-	-	1	1	1
200	AIR DELAY VALVE	A	18553-1	-	1	-	-	-	-	-	-	-	-	1	1	1
201	WIRE CRIMPER, .120	C	456423-5	-	-	-	-	-	-	-	-	-	-	1	-	1
202	ANVIL	C	1-473503-7	-	-	-	-	-	-	-	-	-	-	1	-	1
203	WIRE CRIMPER, .130	C	4-568176-8	-	-	-	-	-	-	-	-	-	-	-	1	-
204	ANVIL	C	1-473503-6	-	-	-	-	-	-	-	-	-	-	-	1	-
205	ELBOW, PLASTIC TUBING, MALE	A	22294-7	-	1	-	-	-	-	-	-	-	-	1	1	1
206	CONNECTOR, MALE, PNEUMATIC	A	980282-3	-	2	-	-	-	-	-	-	-	-	2	2	2
207	NIPPLE, HEX, PIPE FITTING	A	22304-2	-	1	-	-	-	-	-	-	-	-	1	1	1
208	TEE, PIPE FITTING, FEMALE BRANCH	A	23791-2	-	1	-	-	-	-	-	-	-	-	1	1	1
209	BUSHING, PIPE FITTING	A	22307-1	-	1	-	-	-	-	-	-	-	-	1	1	1
210	TEE, PIPE FITTING (FEMALE BRANCH)	A	22309-1	-	1	-	-	-	-	-	-	-	-	1	1	1
211	ELBOW, MALE, PNEUMATIC	A	985883-2	-	1	-	-	-	-	-	-	-	-	1	1	1
212	SCR, SET, SOC HD 6-32 x .50	A	3-21006-5	1	1	1	1	1	1	1	1	1	1	1	1	1
213	PLATE, ID		452373-1	1	1	1	1	1	1	1	1	1	1	1	1	1
214	SCR, DRIVE		21017-6	3	3	3	3	3	3	3	3	3	3	3	3	3
215	SCR, SET, SOC HD, 6-32 x .44		3-21006-2	-	-	-	-	-	-	-	-	1	-	-	-	-
216	SPACER	A	90474-3	-	1	-	-	-	-	-	-	-	-	-	-	-

THIS IS A CONTROLLED DOCUMENT.

11 22 MAY 01
RELEASED FOR PUBLICATION BY AMP INCORPORATED. ALL RIGHTS RESERVED. COPYRIGHT 1989 2001

PRINT 4	DIST. N	TITLE LIST OF MATERIALS	TITLE SPlice APPLICATOR	LOC A	B NO 565493	REV WI
				SHEET 7	OF 7	