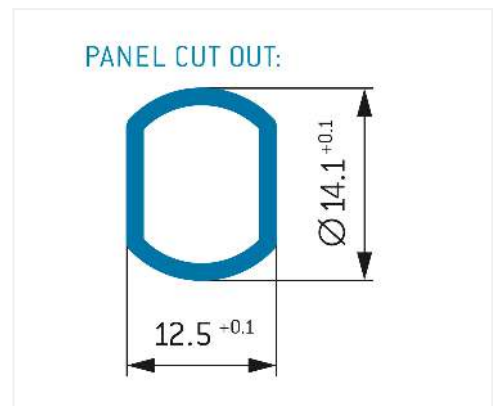

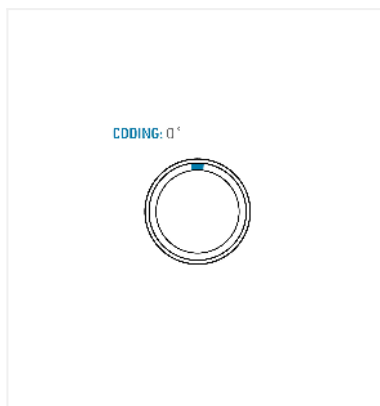


**General information**

<b>Part number</b>	G41M07-P03MJNO-0080
<b>Termination</b>	solder
<b>Size</b>	1
<b>Locking principle</b>	break , push
<b>Coding</b>	0_key



**Contact insert description**

<b>Number of contacts</b>	3
<b>Contact type</b>	pins
<b>Contact diameter</b>	09_fmbl
<b>Insulator material</b>	peek
<b>Wire cross section</b>	18_awg
<b>Termination</b>	solder
<b>Termination diameter</b>	14mm

reverse\_gender\_on\_request

**Technical information**

<b>Max. creepage and air clearance distance</b>	47_20_mm	iec_60601_2mopp_2moop
<b>Nominal current single contact</b>	10_a	iec_60512_5_2
<b>Nominal current insert</b>	10 A	vde_0298_4
<b>Test voltage</b>	675_m_45_u_kv_dc	sae_13441

safety\_text\_hv  
 iec\_60601\_receptacle

## Mechanical and environmental data

Degree of protection*	ip67
Operating temperature	50_120_c
Mating cycles	5000

mated\_g4\_a5\_unmated

## Insulator materials MEDI-SNAP®

psu\_peek

## Material and surface treatments

Housing	psu_gray
Color option	black
Contact	cu_alloy_gold

safety\_text\_2  
ul\_text  
illustrative\_text