

Terminations (50 Ohm Loads)

Adapters Attenuators Couplers DC Blocks Detectors Isolators & Circulators Phase Shifters Power Dividers and Hybrids **Terminations (50 Ohm Loads)** Waveguide

Type N (M) DC-6 GHz 2W through 100W



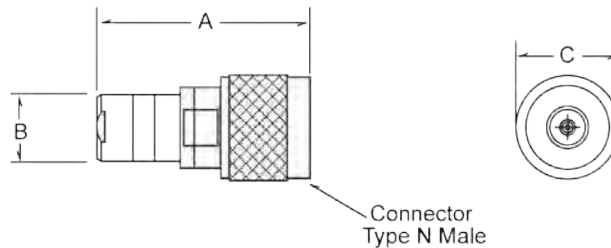
Features

- For Commercial Wireless Applications
- 1 Watt to 100 Watts Average Power
- Excellent VSWR Performance
- Average Power Handling DC-6 GHz @ 1 W to 100 W, DC-18 GHz @ 1 W

Models

- T-N-17-6-2, T-N-17-6-5, T-N-17-6-35, T-N-17-6-50, T-N-17-6-100

Model	T-N-17-6-2	T-N-17-6-5	T-N-17-6-35	T-N-17-6-50	T-N-17-6-100
VSWR (max) DC-6 GHz	1.2:1	1.2:1	1.25:1	1.25:1	1.35:1
Average Power (W)	2W average @ +25° C	5W average @ +25° C	35W average @ +25° C	50W average @ +25° C	100W average @ +25° C
Impedance (Ohms)	50	50	50	50	50
Connectors (RF)	Type N Male	Type N Male	Type N Male	Type N Male	Type N Male
Frequency Range (GHz)	DC-6	DC-6	DC-6	DC-6	DC-6



Outline Drawings For Models : T-N-17-6-2

Units	A	B	C
T-N-17-6-2			
in.	1.63	0.50	0.81
mm	41.40	12.70	20.57

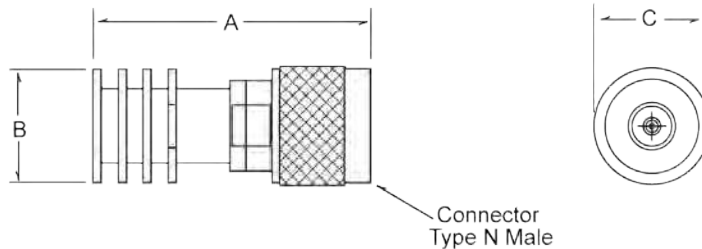
Notes:

Dimensions are maximum and for reference only. Contact the factory for detailed specifications and outline drawing.

Terminations (50 Ohm Loads)

Adapters Attenuators Couplers DC Blocks Detectors Isolators & Circulators Phase Shifters Power Dividers and Hybrids **Terminations (50 Ohm Loads)** Waveguide

Type N (M) DC-6 GHz 2W through 100W

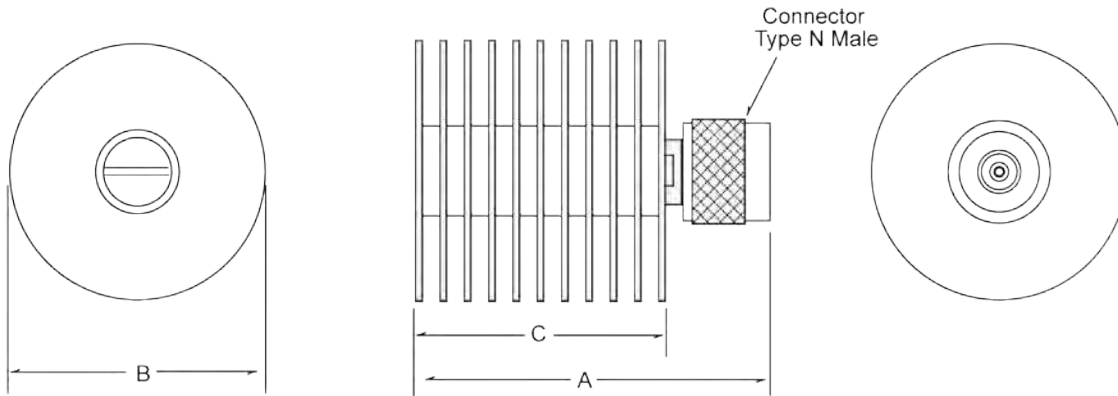


Outline Drawings For Models : T-N-17-6-5

Units	A	B	C
T-N-17-6-5			
in.	1.91	0.78	0.81
mm	48.51	19.81	20.57

Notes:

Dimensions are maximum and for reference only. Contact the factory for detailed specifications and outline drawing.



Outline Drawings For Models : T-N-17-6-35

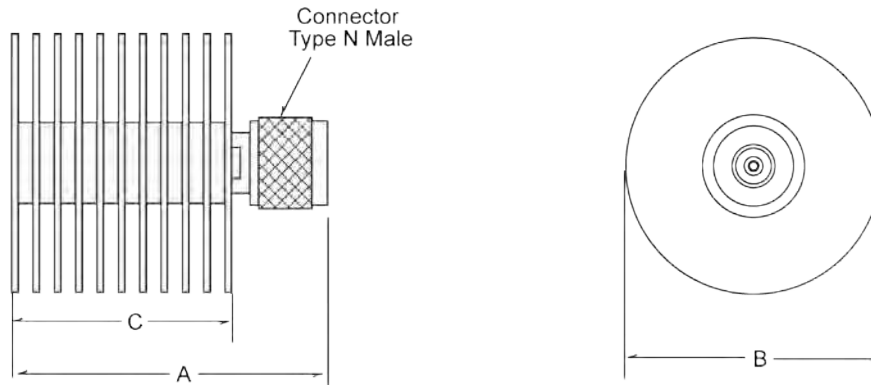
Units	A	B	C
T-N-17-6-35			
in.	2.81	2.00	1.94
mm	71.37	50.80	49.28

Notes:

Dimensions are maximum and for reference only. Contact the factory for detailed specifications and outline drawing.

Terminations (50 Ohm Loads)

Type N (M) DC-6 GHz 2W through 100W



Outline Drawings For Models : T-N-17-6-50

Units	A	B	C
T-N-17-6-50			
in.	2.81	2.25	1.94
mm	71.37	57.15	49.28

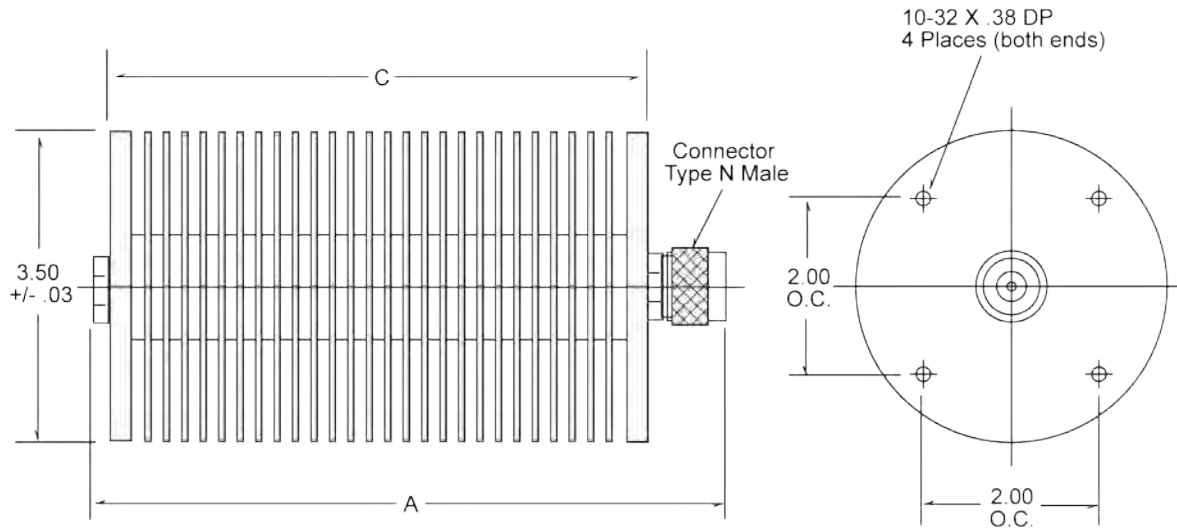
Notes:

Dimensions are maximum and for reference only. Contact the factory for detailed specifications and outline drawing.

Terminations (50 Ohm Loads)

Adapters Attenuators Couplers DC Blocks Detectors Isolators & Circulators Phase Shifters Power Dividers and Hybrids **Terminations (50 Ohm Loads)** Waveguide

Type N (M) DC-6 GHz 2W through 100W



Outline Drawings For Models : T-N-17-6-100

Units	A	C
T-N-17-6-100		
in.	7.22	6.13
mm	183.39	155.70

Notes:

Dimensions are maximum and for reference only. Contact the factory for detailed specifications and outline drawing.