



CATALOGUE 2019-2020
OPTOELECTRONIC COMPONENTS

www.everlight.com

EVERLIGHT

EVERLIGHT

THE SOURCE OF LIGHT

EVERLIGHT Electronics Co., Ltd. was founded in 1983 in Taipei, Taiwan led by Chairman Robert Yeh, EVERLIGHT Electronics Co. has over 35 years of R&D experience for reliable capability. With immediate service and an excellent brand reputation, EVERLIGHT has taken top five in the competitive LED market. Our products are manufactured and packed in-house to guarantee maximum quality and service.

EVERLIGHT provides a diverse product portfolio consisting of High Power LEDs, SMD LEDs, Lamps, Lighting Components, LED Lighting Modules, Digital Displays, Opto-couplers and Infrared Components for various applications. Today, EVERLIGHT is a global company with over 6,400 employees based in China, Hong Kong, Japan, Korea, Singapore, Malaysia, India, Germany and U.S.A.

For more information, please visit our website :

www.everlight.com

CONTENTS

Alphanumeric Index	04
Conditions of RoHS	15
Application Notice	16
Technical Data	17

Visible LED

Color	50
High Power	55
Driver on Board	57
Filament	60
Low Middle Power LED	61
UV	79
Flash LED	84
SMD LED	90
Subminiature LED Lamps (Leadframe)	90
Surface Mount Chip LED (PCB)	92
Top View LED	92
Top View 0402 (0.2T~0.5T)	93
Surface Mount Chip LED (PCB)	94
Top View 0603 (0.2T~0.8T)	94
Top View 0805	99
Top View 1206	100
Top View Mono Color	102
Top View Bi-Color	103
Top View Full Color	106
Side View (0.2T~1.0T)	108
Side View Bi-Color	111
Side View Full Color	112
Reverse Mount	113
Reverse Mount Bi-color	115
Surface Mount PLCC LEDs (Reflector)	116
Top View LED	116
Top View Bi-Color	117
Top View PLCC2	118
Top View PLCC3	119
Side View LED	120
LED Lamps	121
2mm Tower Type	121
3mm Round Type	121
5mm Round Type	126
3mm Cylindrical	130
5mm Cylindrical	130
5mm Square	130
Rectangular	131
LED Digital Displays	133
Chip On Board Display	133
Single Digit Display	133
Dual Digit Display	134
Three Digit Display	137
Four Digit Display	139
SMD Display	140
Single Digit Display	140
Dual Digit Display	142
Three Digit Display	143
Four Digit Display	145
Dot Matrix Display	146
Light Bar Display	146
Signage LED	147
Surface Mount Chip LED (PCB)	147
Surface Mount PLCC LED (Reflector)	148
Lamp Type LED	150
3mm Oval Type	150
5mm Oval Type	151
5mm Round Type	152
Automotive LED	153
Exterior Application	153
High Power LED	153
Mid Power LED	156
Low Power LED	157
Interior Application	159
Low Power LED	159
Backlighting LED	166
TV/Monitor	166
Application/TFT Edge	166
Application/ TFT Direct	169
Portable	171
Application/ Side View	171
Automotive	174
Application/ Automotive backlight	174

Infrared LED and Silicon Detector			178
Infrared Receiver Module	DIP	Vout-GND-Vcc	214
	SMD	Side -View	218
		Top -View	220
		Standard Burst	SMD
Optic-Fiber Device (Photo Link)	Receiver (PLR) Component		224
	Receiver (PLR) Module		226
	Transmitter (PLT) Component		228
	Transmitter (PLT) Module		230
Optical Sensors	Ambient Light Sensor	Analog	232
		Digital	237
	Proximity Sensor	Digital	237
	RGB Color Sensor	Single Color Sensor (Analog)	238
	Reflective Sensor		239
	Transmissive Sensor		243
	Photo Coupler	Transistor	4Pin SSOP-AC
4Pin SSOP-DC			248
8Pin SSOP-DC			248
16Pin SSOP-AC			249
16Pin SSOP-DC			249
4Pin SOP-AC			249
4Pin SOP-DC			250
8Pin SOP-DC			250
8Pin SOP-DC			251
4Pin LSOP-DC			251
5Pin LSOP-DC			252
4Pin DIP-AC			252
4Pin DIP-DC			253
6Pin DIP-AC			253
6Pin DIP-DC			254
8Pin DIP-DC			254
16Pin DIP-DC		255	
Transistor Low Input Current		4Pin LSOP-DC	255
		4Pin DIP-DC	255
Transistor Ultra Low Input Current		4Pin SSOP-DC	256
		4Pin SOP-DC	256
		4Pin LSOP-DC	256
		4Pin DIP-DC	257
Transistor High Operating Temperature		4Pin SSOP-DC	257
		4Pin SOP-DC	257
		4Pin LSOP-DC	258
		4Pin DIP-DC	258
Transistor High Isolation		4Pin DIP-DC	258
		4Pin DIP-DC	259
Darlington Transistor		4Pin SOP-DC	259
		4Pin DIP-DC	260
Schmitt Trigger		6Pin DIP-DC	261
		8Pin DIP-DC	261
High Speed		6Pin DIP-DC	262
		5Pin SOP-DC	262
		8Pin SOP-DC	263
		4Pin DIP-DC	264
		8Pin DIP-DC	264
		8Pin Wide Body DIP-DC	266
High Speed Low Input Current		8Pin DIP-DC	267
Triac		4Pin SOP-DC	267
		4Pin DIP-DC	268
	5Pin DIP-DC	269	
	6Pin DIP-DC	270	
	Photo Power Triac	7Pin DIP-DC	271
	Solid State Relay	4Pin SOP-DC	271
4Pin DIP-DC		271	
Gate Driver	6Pin DIP-DC	272	
	8Pin DIP-DC	273	
	8Pin DIP-DC	273	
	8Pin DIP-DC	273	

ALPHANUMERIC INDEX

VISIBLE LED

2604	173	15-21/B6C-YR1S2B2/2T	101	17-215/BHC-AN1P2/3T	100
3003	173	15-21/B6C-ZQ1R1N/2T	101	17-215/BHC-BP2Q2M/3T	100
3004	173	15-21/BHC-AN1P2/2T	101	17-215/G6C-BM1N2L/3T	100
3006	172	15-21/G6C-BK1L2VY/2T	101	17-215/G6C-FN2P2B/3T	100
99-616	171	15-21/G6C-FM1N2B/2T	101	17-215/R6C-AQ1R2B/3T	100
99-616K	171	15-21/G6C-FP1Q1L/2T	101	17-215/S2C-AQ1R2B/3T	100
99-826	171	15-21/GHC-R2S2/2T	101	17-215/S2C-CP2R1B/3T	100
1003SUBD/S400-A6	132	15-21/GHC-YR1S1/2T	101	17-215-G6C-F5M1N2B0E-3T-AM	165
1003SUGD/S400-A4	132	15-21/R6C-AN1P2/2T	101	17-215-R6C-AOQ2R2B0E-3T-AM	165
1003SURD/S530-A3	132	15-21/R6C-FQ1R1B/2T	101	17-215-S3C-5UQ2R2B0E-3T-AM	165
1003SYGD/S530-E2	132	15-21/S2C-AL2M2VY/2T	101	17-215-Y2C-P9Q2S1B0E-3T-AM	165
103SURD/S530-A3	121	15-21/S2C-AQ2R2B/2T	101	17-223/BHR7C-C30/3C	111
103SYGD/S530-E2	121	15-21/S3C-AP1Q2/2T	101	18-036BD/Series	147
103UYD/S530-A3	121	15-21/T1D-CP1Q2TY/2T	101	18-038BT/Series	147
12-11/BHC-ZL1M2QY/2C	108	15-21/T7D-JQ2S1PY/2T	101	18-039B/Series	147
12-21/BHC-AN1P2/2C	108	15-21/Y2C-AN1P2/2T	101	18-218/T1D-AN2Q1B3X/6T	102
12-21/BHC-ZL1M2RY/2C	108	15-21/Y2C-CP1Q2B/2T	101	18-225/B6R6C-C01/3T	103
12-21/GHC-YR2S2/2C	108	15-215/G7C-BN1P2B/2T	101	18-225/R6G6C-A01/3T	103
12-21/R8C-AN1P2B/2D	108	15-215/R6C-AM2P1VY/2T	101	18-225/S2G6C-A01/3T	103
12-21/T3D-AQ2S2M/2C	108	15-215/R6C-AP1Q1L/2T	101	18-225A/R6GHW-B01/3T	103
12-215/BHC-AN1P2/3C	109	15-21-G6C-A0N1P2B0E-2T-AM	164	19-117/BHC-YJ2K2TX/3T	94
12-215/BHC-XL1M2HY/3C	109	15-21-R6C-B0Q1R2B0E-2T8-AM	164	19-117/BHC-ZL1M2RY/3T	94
12-215/G6C-AL2M2B/3C	109	15-21-Y2SC-A0S1T1B25E-2T-AM	164	19-117/T1D-AP2Q2QY/3T	94
12-215/G6C-BP1Q2L/3C	109	15-22/R6G6C-A32/2T	103	19-118/BHC-ZL1M2QY/3T	94
12-215/R6C-AR1S1B/3C	109	15-22/R6GHC-A01/2T	103	19-123/Y2ST1D-C30/2T	104
12-215/T1D-ANPHY/3C	109	1533SURD/S530-A3	132	19-137/R6GHBHC-A01/2T	105
12-215/Y2C-BR1S1L/3C	109	1533UYD/S530-A3	132	19-137/R6GHBHC-A01/2T	106
12-215/Y2C-CP1Q2B/3C	109	16-213/BHC-AN1P2/3T	93	19-21/B6C-AP2Q2M/3T	95
12-215/Y2C-CQ1R1B/3C	109	16-213/BHC-ZL1M2QY/3T	93	19-21/BHC-AP1Q2/3T	95
12-21C/BHC-AN1P2/2C	108	16-213/GHC-YR1S1/3T	93	19-21/BHC-YL1M1RY/3T	95
12-21C/BHC-YL1M2HY/2C	108	16-213/R6C-A2225VZ/3T	93	19-21/BHC-ZQ1R2N/3T	95
12-21C/T3D-CP1Q2B12Y/2C	108	16-213/T3D-AP1Q2QY/3T	93	19-21/G6C-AL1M2LY/3T	95
12-22/BHR6C-A01/2C	111	16-213/T7D-AQ1R1QY/3T	93	19-21/G6C-FM1N2B/3T	95
12-22/G6R8C-A30/2C	111	16-216/T3D-AQ1R2TY/3T	93	19-21/G6C-FP1Q1L/3T	95
12-22/R6GHC-A30/2C	111	16-219A/T2D-AR2T1QY/3T	93	19-21/GHC-YN1P2QY/3T	95
12-22/Y2G6C-A30/2C	111	16-916/T1D-AP1Q2QY/3T	109	19-21/GPC-FL1M2B/3T	95
12-23C/R6GHBHC-A01/2C	112	17-21/BHC-AN1P2/3T	99	19-21/R6C-AL2N1VY/3T	95
12-23C/S2GHBHC-A01/2C	112	17-21/BHC-AP1Q2/3T	99	19-21/R6C-FP1Q2L/3T	95
1224SDRC/S530-A4	123	17-21/BHC-XLMJY/3T	99	19-21/R7C-AP1Q2BY/3T	95
1224SUGC/S400-A5	123	17-21/G6C-AN1P1B/3T	99	19-21/R7C-AN2Q1B/3T	95
1224SURC/S530-A3	123	17-21/G6C-AP1Q1B/3T	99	19-21/R8C-FN2Q1L/3T	95
1224SYGC/S530-E2	123	17-21/G6C-FM1N2B/3T	99	19-21/S2C-AL2M2VY/3T	95
1224USOC/S530-A3	123	17-21/G6C-FN1P2B/3T	99	19-21/S2C-AQ1R2B/3T	95
1224UTC/S400-A6	123	17-21/G6C-FP1Q1B/3T	99	19-21/T1D-ANPHY/3T	95
1254-10SDRT/S530-A3	124	17-21/GHC-XS1T2M/3T	99	19-21/T1D-CPQTY/3T	95
1254-10SURT/S530-A3	124	17-21/GHC-YR1S2/3T	99	19-21/Y2C-AL1M2VY/3T	95
1254-10SYGT/S530-E2	124	17-21/GPC-AK0M1B/3T	99	19-21/Y2C-CP1Q2B/3T	95
1254-10UYD/S530-A3	124	17-21/GVC-AMPB/3T	99	19-213/B7C-AQ2S1B2/3T	97
1254-10UYOT/S530-A3	124	17-21/R6C-AN2Q1B/3T	99	19-213/BHC-AN1P2/3T	97
1259-7SDRSYGW/S530-A3	124	17-21/R6C-AP1Q2L/3T	99	19-213/G6C-AP1Q2/3T	97
1259-7SUSYGW/S530-A3	124	17-21/R7C-AN2Q1B/3T	99	19-213/G6C-BM1N2B/3T	97
1259-7UYSYGW/S530-A3	124	17-21/S2C-AN1P2B/3T	99	19-213/G6C-FN2Q1L/3T	97
1383-2SDRD/S530-A3	128	17-21/S2C-AP1Q2B/3T	99	19-213/G6W-FN1P1B/3T	97
1383-2SURD/S530-A3	128	17-21/T1D-ANPHY/3T	99	19-213/GHC-XS1T1N/3T	97
1383SYGD/S530-E2	128	17-21/T1D-CP2R1TY/3T	99	19-213/GHC-YP1Q2QY/3T	97
1383UYD/S530-A3	128	17-21/T1D-KN2P2HY/3T	99	19-213/GHC-YR1S2/3T	97
15-11/BHC-AN1P2/2T	100	17-21/Y2C-AN1P2/3T	99	19-213/R6C-AM2P1VY/3T	97
15-11/BHC-ZL2N1QY/2T	100	17-21/Y2C-CN1P2B/3T	99	19-213/R6C-AN1P2/3T	97
15-13D/R6GHBHC-A01/2T	105	17-21/Y2C-CP2Q2B/3T	99	19-213/R6C-AN2Q1B/3T	97
15-13D/R6GHBHC-A01/2T	106	17-215/B6C-YP2R2/3T	100	19-213/R6C-AP1Q2B/3T	97

19-213/R6C-AQ1R2B/3T	97	204-10SURD/S530-A3	121	333/G1C1-AVYA/MS	152
19-213/R8C-FN1P2/3T	97	204-10SYGD/S530-E3	121	333/R5C1-ATWB/MS	152
19-213/S2C-AN1P2B/3T	97	204-10UYD/S530-A3	121	333/V7C1-BVXA/MS	152
19-213/S3C-AN2P2B/3T	97	204-10UYOC/S530-A3	121	333/Y5C1-ATWB/MS	152
19-213/T1D-ANPHY/3T	97	209SDRSYGW/S530-A3	122	333-2SDRC/S530-A4	127
19-213/Y2C-AP1Q2B/3T	97	209SURSYPGW/S530-A3	122	333-2SUBC/C470/S400-A6	127
19-213/Y2C-CN1P2/3T	97	22-21/BHC-AN1P2/2C	110	333-2SUGC/S400-A5	127
19-213/Y2C-CP1Q2L/3T	97	22-21/GHC-YR1S2/2C	110	333-2SURC/S400-A8	127
19-213/Y2C-CQ1R2/3T	97	22-23/R6GHBHC-A01/2C	112	333-2SYGC/S530-E2	127
19-213/Y2C-CQ2R2L/3T	97	22-23C/R6GHBHW-C01/2C	112	333-2UYC/S400-A4	127
19-213A/T1D-CP2Q2HY/3T	96	23-21/G6C-AL2N1/2T	113	333-2UYC/S530-A3	127
19-213-G6SC-M0P1Q1B0E-3T-AM	165	23-21/GHC-YR2T1/2A	113	333-2UYOC/S530-A3-L	127
19-213-R6C-A0R2S2B0E-3T-AM	165	23-21/R6C-AM1N2AY/2A	113	334-15/F1C1-1XZA	127
19-213-S3SC-B0S1T1B0E-3T-AM	165	23-21/R8C-AN2Q1B/2T	113	334-15/F1C2-7VXA	127
19-213-Y2SC-9AS1T1B0E-3T-AM	165	23-215A/BHC-DN2P2E/5A	114	334-15/F1C5-1RTA	127
19-217/B9C-ANQE/3T	96	23-21B/BHC-AN1P2/2A	113	334-15/T1C1-4WYA	127
19-217/BHC-AN1P2/3T	96	23-21B/BHC-ZM1N2TY/2A	113	334-15/T1C3-2TVA	127
19-217/BHC-XK1L2B11X/3T	96	23-21B/G6C-AM2P1/2A	113	334-15/T1C5-7QSA	127
19-217/BHC-YL2M2TY/3T	96	23-21B/S2C-AP1Q2B/2A	113	334-15/T2C3-2TVC	127
19-217/G7C-AL1M2B/3T	96	23-21B/T1D-ANQHY/2A	113	334-15/T2C5-1QSB	127
19-217/GHC-YR1S2/3T	96	23-21B/T1D-CP2Q2TY/2A	113	334-15/X1C2-1UWA	127
19-217/R6C-P1Q2/3T	96	23-21B/W1D-ANQHY/2A	113	334-15/X1C5-1QSA	127
19-217/S2C-AL1M2VY/3T	96	23-21C/T1D-CP2Q2TY/2A	113	334-15/X2C1-1WYB	127
19-217/S3C-AL2N1VY/3T	96	23-22B/R7G6C-A30/2T	115	334-15/X2C3-1TVA	127
19-217/T1D-ANPHY/3T	96	23-22B/S2BHC-C30/2A	115	334-15/X2C5-1PSB	127
19-217/T1D-JP1Q2QY/3T	96	23-22C/S2BHC-B30/2A	115	336SURSYPGW/S530-A3	126
19-217/Y5C-AM1N1VY/3T	96	23-23B/R6GHBHC-A01/2A	115	336SYSGYGD/S530-E2	126
19-217/Y5C-APQB/3T	96	24-21/BHC-AN1P2/2A	114	336UYSYPGW/S530-A3	126
19-217/Y5C-AQ2R2/3T	96	24-21/GHC-YR2T1/2A	114	339-1SURSYPGW/S530-A3	128
19-218/BHC-ZL1M2QY/3T	98	264-7SDRC/S530-A3	122	339-1UYSYPGW/S530-A3	128
19-218/GHC-YR1S2M/3T	98	264-7SUGC/S400-A5	122	339-1UYUBW/S530-A4	128
19-218/R6C-AL1M2VY/3T	98	264-7SURC/S400-A8	122	3474BABR	150
19-218/R6C-FM2P1B7Y/3T	98	264-7SYGC/S530-E3	122	3474BAGR	150
19-218/T1D-CQ2R2TY/3T	98	264-7UYC/S400-A9	122	3474BARR	150
19-219/T3D-AQ2R2TY/3T	98	264-7UYOC/S530-A3	122	3474BKBR/MS	150
19-219/T7D-AV1W1E/3T	98	27-21/BHC-AN1P2/3C	110	3474BKGR/MS	150
19-219/Y5C-AM1N2VY/3T	98	27-21/BHC-AP1Q2/3C	110	3474BKRR/MS	150
19-22/G6R6C-A31/2T	104	27-21/GHC-YR1S2M/3C	110	3474DKBR/MS	150
19-22/R6BHC-B01/2T	104	27-21/R6C-AP1Q2B/3C	110	3474DKGR/MS	150
19-22/R6G6C-A01/2T	104	27-21/T1D-ANPHY/3C	110	3474DKRR/MS	150
19-22/R6GHC-C02/2T	104	27-21/T1D-CQ1R2NW/3C	110	37-21S-NK12C-H505M41N42336Z6-2T-FS	84
19-22/Y2G6C-A14/2T	104	27-21/T3D-AP2Q2HY/3C	110	37-21ST-KK2C-H5050R1R42835Z15-2T-FS	84
19-223/G6S2C-A01/2T	105	27-21/Y2C-CPQB/3D	110	383-2SDRC/S530-A3	128
19-223/R6BHC-A05/2T	105	28-21SDRC/S530-A3/TR8	90	383-2SUBC/C470/S400-A6	128
19-223/R6G6C-A01/2T	105	28-21SURC/S530-A2/TR8	90	383-2SUGC/S400-A4	128
19-223/R7BHC-A30/2T	105	28-21UYC/S530-A3/TR8	90	383-2SURC/S530-A3	128
19-223/R7G6C-A01/2T	105	3014U	174	383-2SYGC/S530-E2	128
19-223/S2BHC-A01/2T	105	3014U	174	383-2USOC/S530-A6	128
19-223/S2T1D-C30/2T	105	3030 2.1 φ	169	383-2UYC/S530-A3	128
19-223/Y2G6C-A01/2T	105	313-2SUBC/C470/S400-A4	126	414-10SURD/S530-A3	130
19-226/R6BHC-B01/2T	105	313-2SYGC/S530-E2	126	414-10UYD/S530-A3	130
19-226/R6G7C-B02/2T	105	313-2UYD/S530-A3	126	4204-10SURC/S530-A3	125
19-226/R6GHC-A03/2T	105	323-2SDRD/S530-A3	126	4204-10SYGC/S530-E4	125
19-237/R6GHBHC-A04/2T	106	323-2SURD/S530-A3	126	42-21/BHC-AUW/1T	92
19-237A/BHR6GHC-A01/2T	107	323-2SYGD/S530-E2	126	42-21A/BHC-ZV1W2N/1T	92
19-237B/R6GHBHC-C01/2T	107	3294-15SUBC/S400-A6	125	42-21A/GHC-YX1Y2N/1T	92
19-337/R6GHBHC-A01/2T	107	3294-15SUGC/S400-A6	125	423-2SUBC/S400-X9	130
204-10SDRD/S530-A3	121	3294-15SURC/S400-A7	125	423-2SURC/S530-A3	130
204-10SUBC/S400-A4	121	3294-15UBGC/S400-A6	125	423-2UYC/S530-A6	130
204-10SUGC/S400-A5	121	333/B1C1-ARUA/MS	152		

ALPHANUMERIC INDEX

VISIBLE LED

423-2UYOC/S530-A6	130	57-11-SB0100L-AM	162	67-11-UG0200H-AM	158
48-213/BHC-ZM2P1QY/3C	110	57-11-UB0200H-AM	162	67-21/B3C-BN1Q2N/2T	119
48-213/R6C-AM1N2VY/3C	110	57-11UTC/S827-1/TR8	120	67-21/B7C-AS2U1N/2T	119
48-213/T2D-AQ2R2QY/3C	110	57-21/R6C-AP1Q2B/BF	120	67-21/GBC-YV2W2N/2T	119
48-213/T3D-AP1Q2TY/3C	110	57-21SYGC/S530-E3/TR8	120	67-21/GHC-AS2U1B1Z/2T	119
48-213/T7D-AQ1R2QY/3C	110	57-21-UR0200H-AM	162	67-21/GHC-BV1/2T	119
484-10SURT/S530-A3	123	57-21-UY0200H-AM	162	67-21/R6C-AP2R1B/2T	119
484-10SYGT/S530-E2	123	583SURD/S530-A3	130	67-21/R6C-FN2Q1BZ/2T	119
484-10UYOC/S530-A3	123	583SYGD/S530-E2	130	67-21/R6C-FR2T1B/2T	119
484-10UYT/S530-A3	123	583UYD/S530-A3	130	67-21/R6C-FS1U1B/2T	119
494-10SURT/S530-A3	123	594SURD/S530-A3	132	67-21/RSC-FT2V1B/2T	119
494-10SYGT/S530-E2	123	594SYGD/S530-E2	132	67-21/S2C-FQ2R2B/2T	119
50-217S/KKE-B302432Z6/2T	77	594UYD/S530-A3	132	67-21/S3C-AS1T1/2T	119
50-217S/KKE-B302632Z6/2T	77	594UYD/S530-A3	132	67-21/T2C-ZV1W2E/2T	119
50-217S/KKE-B302832Z6/2T	77	62-112	168	67-21/Y2C-BR2T1B/2T	119
50-217S/KKE-B303032Z6/2T	78	62-117D-C80650H-AM	160	67-21/S/B3C-D4555D5D72936Z6/2T	50
50-217S/KKE-B352432Z6/2T	77	62-117D-N80650H-AM	160	67-21S/G1C-D1530D5D83039Z2/2T	50
50-217S/KKE-B352632Z6/2T	77	62-117D-W80650H-AM	160	67-21S/KK4C-H27609Z6/2T	67
50-217S/KKE-B352832Z6/2T	77	62-123PAUN3W/F120135VM68PBD-T	169	67-21S/KK4C-H306596Z6/2T	67
50-217S/KKE-B353032Z6/2T	78	62-125	168	67-21S/KK4C-H406896Z6/2T	67
50-217S/KKE-B402632Z6/2T	77	62-127ET/KKX-M2727X5Y12529U6/2T	76	67-21S/KK4C-H507096Z6/2T	67
50-217S/KKE-B402832Z6/2T	77	62-127ET/KKX-M3030X6Y22529U6/2T	76	67-21S/KK4C-H657096Z6/2T	67
50-217S/KKE-B403032Z6/2T	77	62-127ET/KKX-M3535X6Y22529U6/2T	76	67-21S/KK5C-H272333Z6/2T	63
50-217S/KKE-B403232Z6/2T	78	62-127ET/KKX-M4040X8Y42530U6/2T	76	67-21S/KK5C-H275534Z15/2T	65
50-217S/KKE-B432632Z6/2T	77	62-127ET/KKX-M5050X8Y42529U6/2T	76	67-21S/KK5C-H302433Z6/2T	63
50-217S/KKE-B432832Z6/2T	77	62-127ET/KKX-M5757X8Y42529U6/2T	76	67-21S/KK5C-H306034Z15/2T	65
50-217S/KKE-B433032Z6/2T	77	62-127ET/KKX-M6565X8Y42529U6/2T	76	67-21S/KK5C-H402633Z6/2T	63
50-217S/KKE-B433232Z6/2T	78	62-129P	168	67-21S/KK5C-H406534Z15/2T	65
50-217S/KKE-B502632Z6/2T	77	62-223PUNC/F125150ZM35SBE-T	170	67-21S/KK5C-H502633Z6/2T	63
50-217S/KKE-B502832Z6/2T	77	63-119-BHD-ZM1N2TY-3T	102	67-21S/KK5C-H506534Z15/2T	65
50-217S/KKE-B503032Z6/2T	77	63-119-T1D-AN2Q1TY-3T	102	67-21S/KK5C-H572633Z6/2T	63
50-217S/KKE-B503232Z6/2T	78	6324-15SUBC/S400-X10	129	67-21S/KK5C-H576534Z15/2T	65
50-217S/KKE-B632632Z6/2T	77	6324-15SUGC/S400-A5	129	67-21S/KK5C-H602633Z6/2T	63
50-217S/KKE-B632832Z6/2T	77	6324-15SURC/S400-A9	129	67-21S/KK5C-H652633Z6/2T	63
50-217S/KKE-B633032Z6/2T	77	65-11/BHC-AR1S2B/2T	118	67-21S/KK5C-H656534Z15/2T	65
50-217S/KKE-B633232Z6/2T	78	65-11/T2C-FV1W2E/2T	118	67-21S/KK6C-H2727N4PA2834Z6/2T(GC)	63
50-217S/KKE-B652632Z6/2T	77	65-11-C70200H-AM	161	67-21S/KK6C-H3030N42PA2834Z6/2T(GC)	63
50-217S/KKE-B652832Z6/2T	77	65-11-IB0100L-AM	161	67-21S/KK6C-H3535N4BPA2834Z6/2T(GC)	63
50-217S/KKE-B653032Z6/2T	77	65-11-SB0100L-AM	161	67-21S/KK6C-H4040N4BPA2834Z6/2T(GC)	63
50-217S/KKE-B653232Z6/2T	78	65-11-UB0200L-AM	161	67-21S/KK6C-H5050N43PA2834Z6/2T(GC)	63
50-315C	167	65-11-UG0200H-AM	161	67-21S/KK6C-H6565N4BPA2834Z6/2T(GC)	63
50-415	166	65-21/G6C-AN2Q1/3T	118	67-21S/KK7C-H276034Z15/DT(GC)	65
50-515	166	65-21/Y2C-CJ2L2X/3T	118	67-21S/KK7C-H306534Z15/DT(GC)	65
50-615P	174	65-21/Y2SC-AR1S2B/2T	118	67-21S/KK7C-H356534Z15/DT(GC)	65
50-625P	167	65-21/Y2SC-FR2S1B/2T	118	67-21S/KK7C-H407034Z15/DT(GC)	65
513SURD/S530-A3	131	65-21-UR0200H-AM	161	67-21S/KK7C-H507034Z15/DT(GC)	65
513SYGD/S530-E2	131	65-21-UY0200H-AM	161	67-21S/KK7C-H577034Z15/DT(GC)	65
513UYD/S530-A3	131	67-01/Y2W-MV1W1/2T/MS	148	67-21S/KK7C-H607034Z15/DT(GC)	65
519-1SURSYGW/S530-A3	131	67-03A/R6GHBHW-A01/2T/MS	148	67-21S/KK7C-H657034Z15/DT(GC)	65
523-2SDRD/S530-A3	131	67-11/BHC-FQ2S1F/2T	118	67-21S/KKE-N27533Z6/SZM/2T	63
523-2SUGD/S400-A6	131	67-11/W1C-ES1T2N/2T	118	67-21S/KKE-N302633Z6/SZM/2T	63
523-2SURD/S530-A3	131	67-11/W1C-FV1W2F/2T	118	67-21S/KKE-N402833Z6/SZM/2T	63
523-2UYD/S530-A3	131	67-11-C70200H-AM	158	67-21S/KKE-N502833Z6/SZM/2T	63
523SYGD/S530-E2	131	67-11-C70201H-AM	158	67-21S/KKE-N652833Z6/SZM/2T	63
5484BN/BADC-AGJA/P/MS	151	67-11-IB0100L-AM	158	67-21S/NB3C-D4555B4L12835Z15/2T	50
5484BN/GADC-AMNA/P/MS	151	67-11-SB0100L-AM	158	67-21S/NDR2C-P5080B2C12029Z6/2T	50
5484BN/R7DC-AHJB/P/MS	151	67-11S-C81000H-AM	160	67-21S/NDR3C-P5080C1C51827Z15/2T	50
5484BN/Y7DC-AHJB/P/MS	151	67-11S-N81000H-AM	160	67-21S/NFR2C-P2050A3B21522Z6/2T	50
57-11-C70200H-AM	162	67-11S-W81000H-AM	160	67-21S/NFR3C-P2050B2C41829Z15/2T	50
57-11-IB0100L-AM	162	67-11-UB0200H-AM	158	67-21S/RK3C-P5080C1C52834Z15/2T	50

67-21ST/KK6C-H277096Z6/2T	67
67-21ST/KK6C-H307396Z6/2T	67
67-21ST/KK6C-H407696Z6/2T	67
67-21ST/KK6C-H507696Z6/2T	67
67-21-UR0200H-AM	158
67-21-UR0200L-AM	158
67-21-UR0201H-AM	158
67-21-UY0200H-AM	158
67-21-UY0200L-AM	158
67-21-UY0201H-AM	158
67-22/G3G3C-B45/2T	117
67-22/R6BHC-B07/2T	117
67-22/R6G6C-B09/2T	117
67-22/R6Y2C-B31/2T	117
67-22S/KK9C-H407532Z15/2T(GC)	65
67-22S/KK9C-H507532Z15/2T(GC)	65
67-22S/KK9C-H577532Z15/2T(GC)	65
67-22S/KK9C-H657532Z15/2T(GC)	65
67-22ST/KKE-N2710368Z15/SZM/2T	66
67-22ST/KKE-N27120380U2/SZM/2T	72
67-22ST/KKE-N27125190Z5/SZM/2T	71
67-22ST/KKE-N2765200Z3/SZM/2T	71
67-22ST/KKE-N3010768Z15/SZM/2T	66
67-22ST/KKE-N30125380U2/SZM/2T	72
67-22ST/KKE-N30130190Z5/SZM/2T	71
67-22ST/KKE-N3065200Z3/SZM/2T	71
67-22ST/KKE-N35130190Z5/SZM/2T	71
67-22ST/KKE-N4011568Z15/SZM/2T	66
67-22ST/KKE-N40130380U2/SZM/2T	72
67-22ST/KKE-N40135190Z5/SZM/2T	71
67-22ST/KKE-N4070200Z3/SZM/2T	71
67-22ST/KKE-N5011568Z15/SZM/2T	66
67-22ST/KKE-N50130380U2/SZM/2T	72
67-22ST/KKE-N50135190Z5/SZM/2T	71
67-22ST/KKE-N5070200Z3/SZM/2T	71
67-22ST/KKE-N6511568Z15/SZM/2T	66
67-22ST/KKE-N65130380U2/SZM/2T	72
67-22ST/KKE-N65135190Z5/SZM/2T	71
67-22ST/KKE-N6570200Z3/SZM/2T	71
67-22ST/RKE-N27108190Z5/SZM/2T	75
67-22ST/RKE-N2798380U2/SZM/2T	75
67-22ST/RKE-N30103380U2/SZM/2T	75
67-22ST/RKE-N30110190Z5/SZM/2T	75
67-22ST/RKE-N40108380U2/SZM/2T	75
67-22ST/RKE-N40115190Z5/SZM/2T	75
67-22ST/RKE-N50108380U2/SZM/2T	75
67-22ST/RKE-N50115190Z5/SZM/2T	75
67-22ST/RKE-N50108380U2/SZM/2T	75
67-22ST/RKE-N65115190Z5/SZM/2T	75
67-22SURSYGC/S530-A2/TR8	117
67-22UYSYGC/S530-A5/TR8	117
67-23/R6GHBHC-B05/2T	116
67-23S-BJRQGCC-A01E-2T8-CS	116
67-23S/KK7C-H272830Z6/2T	64
67-23S/KK7C-H303030Z6/2T	64
67-23S/KK7C-H353030Z6/2T	64
67-23S/KK7C-H403230Z6/2T	64
67-23S/KK7C-H503230Z6/2T	64
67-23S/KK7C-H573230Z6/2T	64
67-23S/KK7C-H653230Z6/2T	64

67-23S/KK8C-H303030Z6/2T	64
67-23S/KK8C-H353030Z6/2T	64
67-23S/KK8C-H403330Z6/2T	64
67-23S/KK8C-H423330Z6/2T	64
67-23S/KK8C-H503330Z6/2T	64
67-23S/KK8C-H653330Z6/2T	64
67-23S/KK9C-H403430Z6/2T	64
67-23S/KK9C-H503430Z6/2T	64
67-23S/KK9C-H573430Z6/2T	64
67-23S/KK9C-H653430Z6/2T	64
67-23S/RK8C-H272430Z6/2T	74
67-23S/RK8C-H302530Z6/2T	74
67-23S/RK8C-H352530Z6/2T	74
67-23S/RK8C-H402730Z6/2T	74
67-23S/RK8C-H502730Z6/2T	74
67-23S/RK8C-H572730Z6/2T	74
67-23S/RK8C-H652730Z6/2T	74
67-23SDRSYGUBC/TR8	116
67-23ST/KKE-N2711096Z10/SZM/2T	68
67-23ST/KKE-N2711596Z10/SZM/2T	68
67-23ST/KKE-N27120550Z2/SZM/2T	73
67-23ST/KKE-N2712096Z10/SZM/2T	68
67-23ST/KKE-N2712596Z10/SZM/2T	69
67-23ST/KKE-N3011796Z10/SZM/2T	68
67-23ST/KKE-N3012296Z10/SZM/2T	68
67-23ST/KKE-N30125550Z2/SZM/2T	73
67-23ST/KKE-N3012796Z10/SZM/2T	68
67-23ST/KKE-N3013296Z10/SZM/2T	69
67-23ST/KKE-N4012396Z10/SZM/2T	68
67-23ST/KKE-N4012896Z10/SZM/2T	68
67-23ST/KKE-N40130550Z2/SZM/2T	73
67-23ST/KKE-N4013396Z10/SZM/2T	68
67-23ST/KKE-N4013896Z10/SZM/2T	69
67-23ST/KKE-N5012396Z10/SZM/2T	68
67-23ST/KKE-N5012896Z10/SZM/2T	68
67-23ST/KKE-N50130550Z2/SZM/2T	73
67-23ST/KKE-N5013396Z10/SZM/2T	68
67-23ST/KKE-N5013896Z10/SZM/2T	69
67-23ST/KKE-N6512396Z10/SZM/2T	68
67-23ST/KKE-N6512896Z10/SZM/2T	68
67-23ST/KKE-N65130550Z2/SZM/2T	73
67-23ST/KKE-N6513396Z10/SZM/2T	68
67-23ST/KKE-N6513896Z10/SZM/2T	69
67-23ST/RKE-N279596Z10/SZM/2T	75
67-23ST/RKE-N3010096Z10/SZM/2T	75
67-23ST/RKE-N4010596Z10/SZM/2T	75
67-23ST/RKE-N5010596Z10/SZM/2T	75
67-23ST/RKE-N5010596Z10/SZM/2T	75
67-23ST/RKE-N6510596Z10/SZM/2T	75
67-24ST/KKE-H27115130Z8/2T	70
67-24ST/KKE-H27120130Z8/2T	70
67-24ST/KKE-H30120130Z8/2T	70
67-24ST/KKE-H30125130Z8/2T	70
67-24ST/KKE-H35120130Z8/2T	70
67-24ST/KKE-H35125130Z8/2T	70
67-24ST/KKE-H40120130Z8/2T	70
67-24ST/KKE-H40125130Z8/2T	70
67-24ST/KKE-H50125130Z8/2T	70
67-24ST/KKE-H50130130Z8/2T	70
67-24ST/KKE-H57125130Z8/2T	70
67-24ST/KKE-H57130130Z8/2T	70

67-24ST/KKE-H65125130Z8/2T	70
67-24ST/KKE-H65130130Z8/2T	70
67-24ST/KKE-N27125130Z8/SZM/2T	70
67-24ST/KKE-N30130130Z8/SZM/2T	70
67-24ST/KKE-N35130130Z8/SZM/2T	70
67-24ST/KKE-N40135130Z8/SZM/2T	70
67-24ST/KKE-N50135130Z8/SZM/2T	70
67-24ST/KKE-N65135130Z8/SZM/2T	70
67-31A/B7C-AT1U2MZ3/2T	119
67-31A/GHC-YV1W2EZ3/2T	119
67-31A/SAC-AW1X2B9Z5/2T	119
67-31-C70301H-AM	157
67-31E/RSC-AV1W2B9Z5/2T	120
67-31EP3-UR0500H-AM	159
67-31EP3-UY0500H-AM	159
67-31EP6-UR0500H-AM	159
67-31EP6-UY0500H-AM	159
67-31-UR0501H-AM	157
67-31-UY0501H-AM	157
67-41-C70301H-AM	157
67-41-SR0501H-AM	157
67-41-UR0501H-AM	157
67-41-UY0501H-AM	157
67-63-RGB0201H-AM	164
7343/B1C2-APSA/MS	152
7343/G1C2-AUWA/MS	152
7343/R5C2-ASUB/MS	152
7343/Y5C2-ASVB/MS	152
7343-2SURC/S530-A3	129
7343-2SURC/S530-A3	129
7343-2SYGC/S530-E2	129
7343-2USOC/S530-A3	129
7344/V7C2-ASVA/MS	152
7344-15SUBC/C470/S400-A6	129
7344-15SUBC/S400-A5	129
7344-15SUBC/S400-X6	129
7383/BAC3-ANOQ/MS	152
7383/G1C3-ATVA/MS	152
7383/R7C3-ARUB/MS	152
7383/V7C3-ARTA/MS	152
7383/Y7C3-ARUB/MS	152
91-21SUBC/S400-A6/TR7	90
91-21SUBC/S400-A4/TR7	90
91-21SUBC/S530-A6/TR7	90
91-21SYGC/S530-E4/TR7	90
91-21USRC/S530-A4/TR7	90
95-21SDRC/S530-A3/TR10	91
95-21SUBC/S400-A5/TR10	91
95-21SUBC/S400-A4/TR7	91
95-21SYGC/S530-E2/TR7	91
95-21USRD/S357/TR7	91
95-21UYC/S530-A5/TR7	91
99-218G	172
99-228T	172
A09K-C71501H-AM	156
A09K-PA1501H-AM	156
A09K-SR1501H-AM	156
A09K-UR1501H-AM	156
A09K-UY1501H-AM	156
ALFS1BD-C007001L1-AM	153

ALPHANUMERIC INDEX

VISIBLE LED

ALFS2BD-C010001L1-AM	153	ELCS17G-NB4050J8K1293910-F4X	89	ELUA3535NU6-P8090U736481K0-V41G	82
ALFS3BD-C010001L1-AM	153	ELDA06-HB2555J3J8283910-FCX	87	ELUA3535OG5-P0010U23240500-VD1M	81
ALFS4BD-C010001L1-AM	153	ELDA08-NB5060J6J8283910-FCX	87	ELUA3535OG5-P6070U13240500-VD1M	81
ALFS5BD-C010001L1-AM	153	ELEM-KB5060F9J4294003-T6C	85	ELUA3535OG5-P8090U23240500-VD1M	81
B1001SYGWA/S530-E2	146	ELSW-E91B1-0LPNM-CB7B8	53	ELUA3535OG5-P9000U23240500-VD1M	81
B1001USOWA/S530-A4	146	ELSW-F11B1-0LPNM-CB8B9	53	ELUA3535OGB-P0010U23240500-VD1M	80
B1010SURD/S530-A3	146	ELSW-F21B1-0LPNM-CBABB	53	ELUA3535OGB-P6070U23240500-VD1M	80
B1010SYGD/S530-E3	146	ELSW-F61R1-0PPNM-AR5R6	53	ELUA3535OGB-P8090U23240500-VD1M	80
CH1216-C8W80801H-AM	163	ELSW-F61Y1-0EPNM-AA3A6	53	ELUA3535OGB-P9000U23240500-VD1M	80
CH2016E-C07001L-AM	154	ELSW-F9101-0EPNM-AR3R4	53	ELUA4545OG3-P0010U23241500-VD1M	81
CH2016-UR3501H-AM	154	ELSWF-J61M1-6FPGS-C2700	55	ELUA4545OG3-P6070U13241500-VD1M	81
CH2319-C07001H-AM	154	ELSWF-J61M1-6FPGS-C2700	56	ELUA4545OG3-P9000U23241500-VD1M	81
CH2319-PA07001H-AM	154	ELSWF-J61M1-6FPGS-C3000	55	ELUC3535OUB-P7090Q05979020-S41Q	83
CH2319-PR03501H-AM	154	ELSWF-J61M1-6FPGS-C3000	55	ELYU03-5060J5J7294310-N0	89
CH2525-RGBY0201H-AM	163	ELSWF-J61M1-6FPGS-C3000	56	ELYU03-5070J5J7294310-N0	89
CH3535E-C03501L-AM	155	ELSWF-J61M1-6FPGS-C3500	55	F415SURWA/S530-A3	139
CH3535E-PA3501H-AM	155	ELSWF-J61M1-6FPGS-C3500	56	F415SURWB/S530-A3	139
CH3535E-UR3501L-AM	155	ELSWF-J71N1-6FPGS-C4000	55	F416SURWA/S530-A3	139
D305SDRWB/S530-A3	134	ELSWF-J71N1-6FPGS-C4000	55	F416SURWB/S530-A3	139
D305SURWA/S530-A3	134	ELSWF-J71N1-6FPGS-C4000	56	F416SYGWA/S530-E3	139
D306SURWA/S530-A3	134	ELSWF-JJ1C1-6FPGS-C5000	55	F416SURWB/S530-A3	139
D306USOWA/S530-A3	134	ELSWF-JJ1C1-6FPGS-C5000	55	F511SURWA/S530-A3	139
D425SDRWB/S530-A4	135	ELSWF-JJ1C1-6FPGS-C5000	56	F511SURWB/S530-A3	139
D425SURWA/S530-A3	135	ELSWF-JJ1C1-6FPGS-C5700	55	F511SYGWA/S530-E2	139
D425SYGWA/S530-E2	135	ELSWF-JJ1C1-6FPGS-C5700	55	F512SDRWB/S530-A3	140
D425USOWA/S530-A4	135	ELSWF-JJ1C1-6FPGS-C5700	56	F512SURWA/S530-A3	140
D426SURWB/S530-A3	135	ELSWF-JJ1C1-6FPGS-C6500	55	F512SYGWA/S530-E2	140
D426SYGWA/S530-E2	135	ELSWF-JJ1C1-6FPGS-C6500	55	G62-127ET/KK8D-M2727X392530U6/2T	76
D426USOWA/S530-A3	135	ELSWF-JJ1C1-6FPGS-C6500	56	G62-127ET/KK8D-M3030X4Y02530U6/2T	76
D426UYOWB/S530-A3	135	ELSWF-R61L1-6FPNM-CB4B6	52	G62-127ET/KK8D-M3535X4Y02530U6/2T	76
D511SURWB/S530-A3	135	ELSW-J31G1-0LPNM-CG1G2	53	G62-127ET/KK8D-M4040X6Y22530U6/2T	76
D511SYGWB/S530-E2	135	ELSW-J31G1-0LPNM-CG2G3	53	G62-127ET/KK8D-M5050X6Y22530U6/2T	76
D512SDRWB/S530-A3	136	ELSW-Q91F1-0LPNM-AF3F8	52	G62-127ET/KK8D-M5757X6Y22530U6/2T	76
D512SURWB/S530-A3	136	ELSW-R21E1-0EPNM-AD3D8	52	G62-127ET/KK8D-M6565X6Y22530U6/2T	76
D512SYGWA/S530-E2	136	ELSW-R51L1-0EPNM-CB4B6	52	GXI3030P/KK6C-M2727X2826292U6/2T	61
D515SURWA/S530-A3	136	ELSW-RA1E1-0LPNM-AD3D8	52	GXI3030P/KK6C-M3030X3X926292U6/2T	61
D525SURWA/S530-A3	136	ELUA2016OGB-P0010Q53040020-VA1M	79	GXI3030P/KK6C-M3535X3X926292U6/2T	61
D525SYGWA/S530-E2	136	ELUA2016OGB-P0010R53040060-V21M	79	GXI3030P/KK6C-M5050X5Y126292U6/2T	61
D526SURWA/S530-A3	137	ELUA2016OGB-P0010T73240500-VD1M	79	GXI3030P/KK6C-M6262X4Y026292U6/2T	61
D526USOWA/S530-A4	137	ELUA2016OGB-P6070Q43040020-VA1M	79	GXI3030P/KK6C-M6565X4Y026292U6/2T	61
ELAT07-KB4050J5J7293910-F1S	87	ELUA2016OGB-P6070R13040060-V21M	79	HNA1515W-OS01	149
ELAT07-NB2025J5J7293910-F3Y	87	ELUA2016OGB-P6070T53240500-VD1M	79	HNB2727W-OS05	149
ELAT07-NB5060J6J8293910-F3X	87	ELUA2016OGB-P8090Q53040020-VA1M	79	JHU3802-KM275J1-68101-800T	60
ELCH07-KB4050J5J8283910-F3H	86	ELUA2016OGB-P8090R43040060-V21M	79	JHU3802-KM275J5-75101-000T	60
ELCH07-NB2025J5J7283910-F3H	84	ELUA2016OGB-P8090T73240500-VD1M	79	JHU3802-KM405J1-68101-800T	60
ELCH07-NB5060J6J8283910-F3H	84	ELUA2016OGB-P9000Q53040020-VA1M	79	JHU3802-KM405J5-75101-000T	60
ELCH07-NB5060J6J8283910-F3W	84	ELUA2016OGB-P9000R53040060-V21M	79	JHU4802-KM275J2-821W2-800T	60
ELCH08-HB3545J6J8283910-FDS	86	ELUA2016OGB-P9000T73240500-VD1M	79	JHU4802-KM275J3-D51W8-000T	60
ELCH08-KB4050J6J8283910-FDH	86	ELUA3020LUB-P0010Q53040020-VA1D	80	JHU4802-KM275J4-E51W8-000T	60
ELCH08-KB5060J7J9283810-FDX	86	ELUA3020LUB-P6070Q43040020-VA1D	80	JHU4802-KM405J2-821W2-800T	60
ELCH08-NB5060J7J9283910-F1S	85	ELUA3020LUB-P8090Q53040020-VA1D	80	JHU4802-KM405J3-D51W8-000T	60
ELCH08-NF2025J5J8283910-FDH	84	ELUA3020LUB-P9000Q53040020-VA1D	80	JHU4802-KM405J4-E51W8-000T	60
ELCH08-NF5565J7J9283910-FDH	84	ELUA3535NU3-P0010U736481K0-V41G	82	M2881SURWA/S530-A3	146
ELCH09-NB5060J8K2283910-FDX	85	ELUA3535NU3-P6070U23648700-V41G	82	M2881SYGWA/S530-E2	146
ELCS14B-KB4050J6J8283910-FCZ	88	ELUA3535NU3-P8090U736481K0-V41G	82	M2881UYWA/S530-A3	146
ELCS14B-NB2025J6J8283910-F4Z	88	ELUA3535NU3-P9000U736481K0-V41G	82	S1006SDRDB/A3/S660	133
ELCS14B-NB5060J7J9283910-F4Z	88	ELUA3535NU6-P0010U736481K0-V41G	82	S1006SURWA/S530-A3	133
ELCS14G-NB2025J6J7293910-F3Y	88	ELUA3535NU6-P6070U23648700-V41G	82	S1006SYGWA/S530-E2	133
ELCS14G-NB5060J6J8293910-F3X	88				
ELCS17G-KB4050J8K1293910-F6X	89				

S2326SURWA/S530-A3	134
S2326SYGWA/S530-E2	134
S2326UBWA/C470	134
S2326USOWA/S530-A4	134
S3030FPBUD2C/F120145N37BF-T	170
S315SYGWA/S530-E2	133
S321SURWA/S530-A3	133
S321USOWA/S530-A4	133
SD405SURWA/S530-A3/S290	142
SD405SYGWA/S530-E2	142
SD406SURWA/S530-A4/S290	143
SD406SYGWA/S530-E2/S290	143
SD511SYGWA/S530-E2/S290	143
SF405SURWA/S530-A3/S290	145
SF405UYOWA/A3/S290	145
SF511SURWA/S530-A3/S290	145
SF511SYGWA/S530-E2/S796	145
SF512SURWA/S530-A3/S290	145
SS205SYGWA/S530-E2/S290	140
SS205UYOWA/S530-A3/S290	140
SS205UYWA/S530-A3/S290	140
SS206SURWA/S530-A3/S290	140
SS206SYGWA/S530-E2/S290	140
SS206USRWA/S530-A3/S290	140
SS405SYGWA/S530-E2	141
SS406SYGWA/S530-E2	141
SS406UBWA/C470/S290	141
SS406USRWA/S530-A3/S290	141
SS406UWWA/S290	141
SS506SURWA/S530-A4/S290	141
SS506SYGWA/S530-E2	141
SS511SURWA/S530-A3/S290	142
SS511SYGWA/S530-E2/S290	142
SS511UBWA/C470	142
SS512SURWA/S530-A3/S290	142
SS512SYGWA/S530-E2	142
ST405SUGWA/S530-A4/S290	143
ST405SYGWA/S530-E2	143
ST405UYOWA/S530-A3/S290	143
ST406SURWA/S530-A3/S290	144
ST406SYGWA/S530-E2	144
ST512SURWA/S530-A3/S290	144
ST512SYGWA/S530-E2/S290	144
ST512UBWA/C470/S290	144
T315SDRWA/S530-A3	137
T315SURWA/S530-A2	137
T315SYGWA/S530-E2	137
T315UYOWA/S530-A3	137
T316SDRWA/S530-A3	137
T316SURWA/S530-A3	137
T316SYGWA/S530-E2	137
T511SUGWB/S400-A4/S800	138
T511SURWA/S530-A3	138
T511SYGWA/S530-E2	138
T511UYOWA/S530-A3	138
T512SURWA/S530-A3	138
T512SURWB/S530-A3	138
T512SYGWA/S530-E2	138
T512SYGWB/S530-E2	138
T512USOWA/S530-A4	138

T512UYOWA/S530-A3	138
TSAN0303-M-K277-EU010-D001T	57
TSAN0303-M-K307-EU010-D001T	57
TSAN0303-M-K407-EU010-D001T	57
TSAN0303-M-K507-EU010-E001T	57
TSAN0303-M-K577-EU010-E001T	57
TSAN0303-M-K657-EU010-E001T	57
TSAN0505-M-K277-EU016-D001T	58
TSAN0505-M-K307-EU016-D001T	58
TSAN0505-M-K407-EU016-D001T	58
TSAN0505-M-K507-EU016-E001T	58
TSAN0505-M-K577-EU016-E001T	58
TSAN0505-M-K657-EU016-E001T	58
TSAN33DI-M-K277-EU008-D001T	57
TSAN33DI-M-K307-EU008-D001T	57
TSAN33DI-M-K407-EU008-D001T	57
TSAN33DI-M-K507-EU008-E001T	57
TSAN33DI-M-K577-EU008-E001T	57
TSAN33DI-M-K657-EU008-E001T	57
TSAN4FFA-M-K277-EU016-E001C	58
TSAN4FFA-M-K307-EU016-E001C	58
TSAN4FFA-M-K407-EU016-E001C	58
TSAN4FFA-M-K507-EU016-F001C	58
TSAN4FFA-M-K577-EU016-F001C	58
TSAN4FFA-M-K657-EU016-F001C	58
TSAN5003-M-K307-US040-F001C	59
TSAN5003-M-K307-US060-F001C	59
TSAN-5602-M-K307-DC014-F001T	59
TSAN-5602-M-K407-DC014-F001T	59
TSAN-5602-M-K657-DC014-G001T	59
TSAN562P-M-A000-DC011-0001T	54
XI3030-C03501H-AM	155
XI3030P/B3C-D5060T2T625312Z15/2N	51
XI3030P/D3C-P4575S1S621271Z15/2N	51
XI3030P/F3C-P1545R5S115251Z15/2N	51
XI3030P/KK5C-H2712566Z15/2N	62
XI3030P/KK5C-H3013066Z15/2N	62
XI3030P/KK5C-H4013566Z15/2N	62
XI3030P/KK5C-H5013566Z15/2N	62
XI3030P/KK5C-H5713566Z15/2N	62
XI3030P/KK5C-H6513566Z15/2N	62
XI3030P/KK6C-H2713066Z15/2N	62
XI3030P/KK6C-H3013566Z15/2N	62
XI3030P/KK6C-H4014066Z15/2N	62
XI3030P/KK6C-H5014066Z15/2N	62
XI3030P/KK6C-H5714066Z15/2N	62
XI3030P/KK6C-H6514066Z15/2N	62
XI3030P/KK7C-H2713566Z15/2N	62
XI3030P/KK7C-H3014066Z15/2N	62
XI3030P/KK7C-H4014566Z15/2N	62
XI3030P/KK7C-H5014566Z15/2N	62
XI3030P/KK7C-H5714566Z15/2N	62
XI3030P/KK7C-H6514566Z15/2N	62
XI3030-PA3501H-AM	155
XI3030-UR3501H-AM	155

ALPHANUMERIC INDEX

INFRARED LED, SENSORS, COUPLERS

4N25	254	EL050L	263	EL3023	270
4N26	254	EL0530	263	EL3023(P5)	269
4N27	254	EL0531	263	EL3031	270
4N28	254	EL0600	263	EL3031(P5)	269
4N29	261	EL0601	263	EL3032	270
4N30	261	EL060L	263	EL3032(P5)	269
4N31	261	EL0611	263	EL3033	270
4N32	261	EL0630	263	EL3033(P5)	269
4N33	261	EL0631	263	EL3041	270
4N35	254	EL0700	263	EL3041(P5)	269
4N36	254	EL0701	263	EL3042	270
4N37	254	EL1010-G	251	EL3042(P5)	269
4N38	254	EL1010H-G	258	EL3043	270
6N135	264	EL1012-G	251	EL3043(P5)	269
6N136	264	EL1013-G	251	EL3051	270
6N137	265	EL1014-G	251	EL3051(P5)	269
6N138	265	EL1017-G	251	EL3052	270
6N139	265	EL1018-G	251	EL3052(P5)	269
ALS-DPDIC17-78C/L749/TR8	237	EL1019-G	251	EL3053	270
ALS-PD50-42C/TR8	236	EL101L-G	256	EL3053(P5)	269
ALS-PD70-01C/L664/TR7	235	EL1110-G	252	EL3061	270
ALS-PD70-01C/TR7	235	EL1112-G	252	EL3061(P5)	269
ALS-PDIC144-6C/L378	233	EL1113-G	252	EL3062	270
ALS-PDIC15-21B/TR8	234	EL1114-G	252	EL3062(P5)	269
ALS-PDIC15-21C/L230/TR8	234	EL1116-G	252	EL3063	270
ALS-PDIC17-51B/L758/TR8	235	EL1117-G	252	EL3063(P5)	269
ALS-PDIC17-55C/TR8	234	EL1118-G	252	EL3081	270
ALS-PDIC17-77B/TR8	235	EL1119-G	252	EL3081(P5)	269
ALS-PDIC17-77C/TR8	235	EL121N	250	EL3082	270
ALS-PDIC243-3B	233	EL205	250	EL3082(P5)	269
ALS-PDIC243-3B/L525	233	EL206	250	EL3083	270
ALS-PDIC243-3C	233	EL207	250	EL3083(P5)	269
ALS-PT17-51C/L177/TR8	236	EL208	250	EL3120	273
ALS-PT17-51NB/L369/TR8	236	EL211	250	EL354N-G	249
ALS-PT19-315C/L177/TR8	236	EL212	250	EL357L	255
ALS-PT204-6C/L177	232	EL213	250	EL357N-G	250
ALS-PT243-3C/L177	232	EL215	250	EL357NH-G	257
ALS-PT333-3C/L177	232	EL216	250	EL357NL-G	256
APM-12D23-20-DF8/TR8	237	EL217	250	EL3H4-G	248
APM-16D18-00-DF8/TR8	237	EL2200	267	EL3H7-G	248
APM-16D24-310-DF8/TR8	237	EL2201	267	EL3H7H-G	257
BR15-22C/L586/R/TR8	181	EL2202	267	EL3H7L-G	256
BR15-22C/L586/TR8	181	EL2514-G	264	EL406A	272
CLS15-22C/L213B/TR8	238	EL2530	264	EL425A	272
CLS15-22C/L213G/TR8	238	EL2531	264	EL440A	272
CLS15-22C/L213R/TR8	238	EL2601	265	EL4502	264
CNY17-1	254	EL260L	265	EL4503	264
CNY17-2	254	EL2611	265	EL4504	264
CNY17-3	254	EL2630	265	EL452-G	259
CNY17-4	254	EL2631	265	EL460A	272
CNY17F-1	254	EL3010	270	EL606A	272
CNY17F-2	254	EL3010(P5)	269	EL617	253
CNY17F-3	254	EL3011	270	EL625A	272
CNY17F-4	254	EL3011(P5)	269	EL640A	272
CNY64	258	EL3012	270	EL660A	272
CNY65	259	EL3012(P5)	269	EL814	252
EL0452	263	EL3021	270	EL815	260
EL0453	263	EL3021(P5)	269	EL816	253
EL0500	263	EL3022	270	EL817	253
EL0501	263	EL3022(P5)	269	EL8171	255

ALPHANUMERIC INDEX

INFRARED LED, SENSORS, COUPLERS

EL817-G	253	ELT3083	268	HIR7393C	192
EL817H-G	258	ELW135	266	HIR83-01B/TR8	186
EL817L-G	257	ELW136	266	HIR8323/C16	193
EL825	261	ELW137	266	HIR89-01C/1R	188
EL827	254	ELW2601	266	HIR91-01C/L297/2T	188
EL840A	273	ELW2611	266	HIR-C19D-1090/L708-P01/TR	189
EL847	255	ELW4503	266	HIR-C19D-1N150/L649-P03/TR	189
EL851	253	H11A1	254	HIR-C19D-1N90/L649-P03/TR	189
EL852	260	H11A2	254	IR11-21C/L491/TR8	178
EL860A	273	H11A3	254	IR11-21C/TR8	178
ELD205	251	H11A4	254	IR12-206C/L268/TR8	182
ELD206	251	H11A5	254	IR12-206C/L774/TR8	182
ELD207	251	H11AA1	253	IR12-21C/TR8	183
ELD211	251	H11AA2	253	IR15-21C/TR8	178
ELD213	251	H11AA3	253	IR16-213C/L510/TR8	178
ELD217	251	H11AA4	253	IR17-21C/TR8	179
ELD3H7	248	H11B1	261	IR19-217C/TR8	179
ELM3022	267	H11B2	261	IR19-21C/TR8	179
ELM3023	267	H11B255	261	IR19-315C/TR8	180
ELM3024	267	H11B3	261	IR204/H16/L10	190
ELM3042	267	H11L1	262	IR204/H60	190
ELM3043	267	H11L2	262	IR204-A	190
ELM3044	267	H11L3	262	IR204C/H16/L10	190
ELM3052	267	HIR11-21C/L11/TR8	178	IR204C-A	190
ELM3053	267	HIR12-21C/TR8	183	IR25-21C/TR8	180
ELM3054	267	HIR15-21C/TR8	178	IR26-21C/L110/TR8	180
ELM3062	267	HIR16-213C/L423/TR8	178	IR26-51C/L110/TR8	183
ELM3063	267	HIR17-21C/L289/TR8	179	IR26-51C/L746/TR8	183
ELM3064	267	HIR17-21C/TR8	179	IR26-61C/L675/TR8	183
ELM3082	267	HIR19-21C/L11/TR8	179	IR26-61C/L745/TR8	183
ELM3083	267	HIR19-21C/L289/TR8	179	IR26-61C/L746/TR8	183
ELM3084	267	HIR19-315C/L289/TR8	180	IR26-61C/L786/R/TR8	184
ELM440A	271	HIR204	190	IR26-71C/L447/S63/TR8	184
ELM452	262	HIR204/H0	190	IR26-71C/L746/TR8	184
ELM453	262	HIR204C	190	IR26-91C/L510/2D	184
ELM453L	262	HIR204C/H0	190	IR26-91C/L675/2D	184
ELM460A	271	HIR234C	190	IR26-91C/L710/2D	184
ELM600	262	HIR25-21C/L423/2T	180	IR27-21C/TR8	185
ELM601	262	HIR25-21C/L423/TR8	180	IR28-01C/L491/2R	185
ELM611	262	HIR26-21C/L289/CT	180	IR28-01C/L698/2R	185
ELQ3H4	249	HIR26-21C/L423/CT	180	IR28-01C/L710/2R	185
ELQ3H7	249	HIR30-01C/S16	195	IR29-01C/L510/R/TR8	185
ELR0223	271	HIR323C	191	IR323	191
ELR1223	271	HIR323C/H0	191	IR323/H0-A	191
ELR2223	271	HIR333/H0	191	IR333/H0	191
ELR3223	271	HIR333C/H0	191	IR333/H0/L10	191
ELT3021	268	HIR36-01C/S32	195	IR333-A	191
ELT3022	268	HIR38-01C	195	IR333C	191
ELT3023	268	HIR383C/L289	191	IR333C/H0/L10	191
ELT3041	268	HIR42-21C/L289/TR8	181	IR333C/H2	191
ELT3042	268	HIR42-21C/TR8	181	IR383	191
ELT3043	268	HIR67-21C/L11/TR8	186	IR42-21C/TR8	181
ELT3051	268	HIR67-21C/L289/TR8	186	IR533C	192
ELT3052	268	HIR67-31AC/L638/TR8	187	IR5443-14C/L527	194
ELT3053	268	HIR67-31JC/L638/TR8	187	IR57-21C/L491/R/TR8	186
ELT3061	268	HIR7323C/L599	193	IR57-21C/TR8	186
ELT3062	268	HIR7353-14B/L762	191	IR67-21C/TR8	186
ELT3063	268	HIR7373B/L289	192	IR67-41C/L491/TR8	187
ELT3081	268	HIR7373C	192	IR7373C	192
ELT3082	268	HIR7393B/L289	192	IR7393C	192

ALPHANUMERIC INDEX

INFRARED LED, SENSORS, COUPLERS

IR83-01C/L491/TR8	186	IRM-H8XXJ9	222	PD15-21B/TR8	200
IR8353-14C	193	IRM-H8xxM	222	PD15-22C/TR8	200
IR8394-20C	194	IRM-H8xxM3	222	PD204-6B	197
IR89-01C/L447/1R	188	IRM-H8xxM3-C	222	PD204-6C/L3	197
IR908-7C-F	196	IRM-H9xxM3	223	PD28-01B/L598/2R	201
IR91-01C/L491/2R	188	IRM-H9xxT	223	PD28-01B/L609/2R	201
IR91-21C	189	IRM-V3xxM3	218	PD333-3B/H0/L2	198
IR91-21C/TR10	189	IRM-V5xxJ2	218	PD333-3C/H0/L2	197
IR91-21C/TR7	189	IRM-V5xxM	218	PD333-3C/L793	197
IR92-01C/L491/2R	188	IRM-V5xxM2	218	PD42-21B/TR8	202
IR92-01C/L735/2R	188	IRM-V5xxM3	218	PD42-21C/TR8	202
IR928-6C-F	196	IRM-V5xxT	218	PD438B	199
IR95-21C/L491/TR7	189	IRM-V8xxJ	219	PD438B/L1	199
IR95-21C/TR7	189	IRM-V8xxJ2	219	PD438B/S46	199
IR968-8C	196	IRM-V8xxJ2-C	219	PD438C	198
IR-C19D-N90/L562-P03/TR	189	IRM-V8XXJ8	219	PD438C/S46	198
IR-C19-N/L482-P01/TR	189	IRM-V8XXJ9	219	PD44-37C/L753/TR8	202
IRM-36xxJ2	214	IRM-V8xxM	219	PD51-40C/L665/TR8	202
IRM-36xxJ7	214	IRM-V8xxM2	219	PD51-40C/TR8	202
IRM-36xxJ8	214	IRM-V8xxM3	219	PD5443-3B/L2	198
IRM-36xxJ9	214	IRM-V8xxM3-C	219	PD60-48C/TR8	204
IRM-36xxM	214	IRM-V8xxT	219	PD638B	199
IRM-36xxM2	214	IRM-V8XXZ3	219	PD70-01B/TR10	203
IRM-36xxM2-X	214	IRR15-22C/L491/TR8	181	PD70-01B/TR7	201
IRM-36xxM3	214	IRR60-48C/L661/TR8	182	PD70-01C/L469/TR7	201
IRM-36xxM3-X	214	IRR60-48C/TR8	182	PD70-01C/TR10	203
IRM-36xxM6	214	IRRG25-16C/L491/TR8	182	PD70-01C/TR7	201
IRM-36xxM-X	214	ITR1201SR10AR/TR	240	PD83-01B/L458/TR8	203
IRM-36xxT	214	ITR1203DT50A/TB	243	PD95-21B/TR10	204
IRM-36xxT-X	214	ITR1205ST11A/TR	243	PIR15-21C/TR8	178
IRM-36xxZ3	214	ITR1502SR40A/TR8	239	PLR135	224
IRM-37xxM	217	ITR1504SR10A/TR	239	PLR135/T10	227
IRM-37xxM2	217	ITR20001/T	242	PLR135/T2	226
IRM-37xxM3	217	ITR20002	242	PLR135/T7	226
IRM-37xxT	217	ITR20005-F	247	PLR135/T8	226
IRM-66xxJ	215	ITR20403	247	PLR135/T9	227
IRM-66XXJ2	215	ITR20501	242	PLR137	224
IRM-66xxM	215	ITR8010	244	PLR155	224
IRM-66xxM2	215	ITR8102	243	PLR162	225
IRM-66xxM3	215	ITR8104	244	PLR162M	225
IRM-66xxT	215	ITR8105	244	PLR233	224
IRM-86xxM2	216	ITR8307	240	PLR237	224
IRM-88xxM3	217	ITR8307/F43	239	PLR253	224
IRM-H2XXJ2	220	ITR8307/L24	240	PLR262	225
IRM-H2xxM2	220	ITR8307/L24/F43	239	PLT132	228
IRM-H2xxM3	220	ITR8307/L24/TR8	240	PLT133	228
IRM-H2xxT	220	ITR8307/TR8	240	PLT133/T10B	230
IRM-H3xxJ	220	ITR8402-F-A	245	PLT133/T10W	230
IRM-H3XXJ8	220	ITR9606-F	245	PLT133/T2	230
IRM-H3xxM3	220	ITR9608-F	245	PLT133/T8B	231
IRM-H5xxM	221	ITR9702-F	246	PLT133/T9	230
IRM-H5xxM3	221	ITR9707	246	PLT137	228
IRM-H5xxT	221	ITR9809-F/T	246	PLT232/L5	228
IRM-H6xxJ7	221	ITR9813	247	PLT237	228
IRM-H6xxM	221	ITR9904	241	PLT262	229
IRM-H6xxM3	221	ITR9908	241	PLT262M	229
IRM-H6xxT	221	ITR9909	241	PLT272/L5	229
IRM-H8xxJ	222	MCT2E	254	PM-8D23-20-DF8/TR8	237
IRM-H8xxJ2-C	222	PD12-206B/L512/TR8	199	PT11-21C/L41/TR8	209
IRM-H8XXJ8	222	PD12-21B/L458/TR8	200	PT12-206B/L505/4G	209

INFRARED LED, SENSORS, COUPLERS

PT12-21B/TR8	209		
PT12-21C/TR8	209		
PT1504-6B	207		
PT15-21B/TR8	209		
PT15-21C/TR8	209		
PT17-21B/L41/TR8	210		
PT17-21C/L41/TR8	210		
PT19-21B/L41/TR8	210		
PT19-21C/L41/TR8	210		
PT204-6B	205		
PT204-6C	205		
PT2559B/L2/H2-F	208		
PT2559B/L2-F	208		
PT26-21B/TR8	210		
PT26-21C/TR8	210		
PT26-51B/TR8	211		
PT26-71B/TR8	211		
PT28-21B/TR8	211		
PT333-3B	206		
PT333-3C	205		
PT334-6B	206		
PT334-6C	206		
PT42-21B/TR8	211		
PT534-6B	207		
PT5529B/L2/H2-F	208		
PT5529B/L2-F	208		
PT57-21B/TR8	212		
PT67-21B/C14/TR8	212		
PT67-21C/L41/TR8	212		
PT908-7B-F	207		
PT908-7C-F	207		
PT91-21B	213		
PT91-21B/TR10	213		
PT91-21B/TR7	213		
PT91-21B/TR9	213		
PT91-21C	213		
PT91-21C/TR10	213		
PT91-21C/TR7	213		
PT928-6B-F	208		
PT928-6C-F	208		
PT968-8C	208		
SIR11-21C/L294/TR8	178		
SIR12-21C/TR8	183		
SIR19-21C/TR8	179		
SIR19-315C/TR8	180		
SIR204-A	190		
SIR204C	190		
SIR234	190		
SIR333-A	191		
SIR383C	191		
SIR67-21C/TR8	186		
SIR91-21C/TR7	189		
SIR95-21C/TR10	189		
TIL111	254		
TIL113	261		
TIL117	254		

CONDITIONS OF RoHS

From July 1st, 2006, RoHS requires that all electrical equipment should not contain lead, mercury, cadmium, hexavalent chromium, polybrominated biphenyls (PBBs) or poly brominated diphenyl ethers (PBDEs), and the elements are restricted to certain amount (such as mercury in a wound lighting tube <5 mg, lead in CRT glass, soldering tin, etc.). Before the date every member of European Union must obey of environment on chemical regulation.



- According to RoHS part, the norm of restrict and limit used substance adopted by EVERLIGHT.

Name	Description	Criteria
Cadmium	Cadmium and its compounds must not be present in parts, components, materials or products. Cadmium and its compounds must not used as stabilizers, coloring agent or as a surface coating treatment in parts, components, materials or products.	< 5 ppm (Plastics) < 75 ppm (Metals)
Lead restrictions	Lead and/or lead compounds shall not be present in hardware components or parts, however, except solder, electrical components and interconnect materials. Lead carbonates and sulfates must not be used in any paint applied to parts, component, or products.	< 100 ppm (Plastics) < 1000 ppm (Others)
Mercury restrictions	Mercury must not be contained in any part, material, components or product, including, but not limited to switches, relays or electrical contacts. This restriction does not apply to lamps with less than 10 mg if mercury.	< 5 ppm
Hexavalent chromium (chromium VI) and hexavalent chromium compounds	Hexavalent chromium (chromium VI) and hexavalent chromium compounds must not be present in parts, components, materials or products.	< 2 ppm
Polybrominated Biphenyls (PBBs)	Plastics parts, components, materials and products must not contain Polybrominated Biphenyls as flame retardants, specific PBBs, but are not limited to those listed in attachment item.	< 5 ppm
Polybrominated Diphenyl Ethers (PBDEs)	Plastic parts, components, materials and products must not contain Polybrominated Diphenyl Ethers, known as flame retardants, specific PBBEs, including, but are not limited to, those listed in attachment item.	< 5 ppm

Compliant with the following condition :

- Please visit EVERLIGHT website for more updated information about third party test reports and RoHS declarations.
(www.everlight.com)

APPLICATION NOTICE

Since we are continuously improving all of our products, the information listed in this Catalogue, which includes specifications, characteristics, data, materials used, structure, etc., are subject to change without prior notice. It is necessary that you request the newest specification sheet from EVERLIGHT when you place any inquiry or purchase order.

Please carefully read the specification sheet, and confirm your acceptance of the content. EVERLIGHT does not accept any liabilities for damages occurred due to the customer's lack of confirming the newest product specification.

It is important to strictly follow the maximum limit and other important instructions listed on the specifications sheet when using EVERLIGHT's products. The following is a list of special notes for products used in specific applications. It is recommended that customers read the instructions carefully before installing the products. Again, EVERLIGHT does not accept any liabilities for any improper use of EVERLIGHT's product or failure to follow the instructions listed herein:

Special Instruction:

1. Products listed in this Catalogue are designed primarily for the application listed below:
A : Calculators
B : Measurement equipment
C : AV machines
D : QA machines
E : Operating machines
F : Consumer electronics
G : Telecommunications

While products meet the application listed above, additional attention is required when products are to be utilized in the instruments listed under Special Instruction Notes 2 and 3.

2. When high reliability and safety concerns are required, it is very important that the design be made to focus on safety and long term reliability. Special care should be given to assure that EVERLIGHT's products integrate and function properly with all other parts of the instrument. Instruments fall into these categories include:

- A : Instruments attached to transportation tools (aircraft, train, automobile)
- B : Traffic signs
- C : Gas leaking detectors and gas shutters
- D : Fire detectors
- E : Other safety detectors

3. When extremely high reliability and safety concerns are required, it is necessary that you contact EVERLIGHT for additional information before use. Instruments fall into these categories include:

- A : Aerospace instruments
- B : Telecommunication tools (main line)
- C : Nuclear weapon controls
- D : Medical instruments

4. Should you have any additional questions, please contact EVERLIGHT for details.

本資料所記載之製品的規格、特性、DATA、使用原料、構造...等，有時為了改良製品，無法事前通知，而逕行與予變更。因此請務必使用最新的規格書，並請針對內容加以確認。若因未確認規格書，導致使用次製品之機器或其他應用產品發生瑕疵時，敝公司將不負此責任。

使用本資料所記載之製品時，請遵守規格書所記載之絕對最大定格，使用上之注意事項，以及下列之注意點，若因不遵守規格書所記載之絕對最大定格，使用上之注意事項，以及下述之注意點，而導致發生損害問題時，敝公司將不負此責任。

注意項目：

1. 本資料所記載之製品，原則是為了下述之用途而製造出來的產品
A: 電算機
B: OA機器
C: 通信機器
D: 計測機器
E: 工作機器
F: AV機器
G: 家電製品

若雖合乎上述用途，但是屬於下述2或3所記載之機器時，則需遵守個別產品之使用注意事項。

2. 若本資料所記載之製品用於下述講求高信賴性與安全性之用途時，因牽涉到機能與精度方面，為了維持這類機器的信賴性與安全性，請務必注重安全設計與長期性設計，並且需考慮整體機構間的關係，依機器整體之安全設計來使用。
A: 運送機器(飛機、火車、汽車)與控制安全性等相關之產品
B: 交通信號機
C: 瓦斯漏氣檢測關閉機
D: 防災裝置
E: 各種安全裝置
3. 若本資料所記載之製品用於下述講求高信賴性與安全性之用途時，因牽涉到機能與精度方面，請事先與敝公司聯絡。
A: 太空機器(航太儀器)
B: 通信機器(幹線)
C: 原子彈控制機器
D: 醫療機器
4. 涉及上述注意事項之任何一項時，如有疑問，請和敝公司業務人員聯絡。

TECHNICAL DATA

HIGH POWER LED (SHUEN 炫, SHWO 爍, SHWO (D) 爍(D), SHWO (N) 爍(N), HV, JU 炬, XUAN 煊, A22, B05)

CIE BINNING RANKS

Cool-White Bin Coordinates

5000K				
Bin	50K-1	50K-2	50K-3	50K-4
CIE X	0.346	0.338	0.337	0.345
	0.345	0.337	0.337	0.344
	0.353	0.345	0.344	0.352
	0.355	0.346	0.345	0.353
CIE Y	0.369	0.362	0.349	0.356
	0.356	0.349	0.337	0.343
	0.362	0.356	0.343	0.349
	0.376	0.369	0.356	0.362

5700K				
Bin	57K-1	57K-2	57K-3	57K-4
CIE X	0.329	0.321	0.321	0.329
	0.329	0.321	0.322	0.329
	0.337	0.329	0.329	0.337
	0.338	0.329	0.329	0.337
CIE Y	0.354	0.346	0.335	0.342
	0.342	0.335	0.324	0.331
	0.349	0.342	0.331	0.337
	0.362	0.354	0.342	0.349

6500K				
Bin	65K-1	65K-2	65K-3	65K-4
CIE X	0.312	0.303	0.305	0.313
	0.313	0.305	0.307	0.315
	0.321	0.313	0.315	0.322
	0.321	0.312	0.313	0.321
CIE Y	0.339	0.330	0.321	0.329
	0.329	0.321	0.311	0.319
	0.337	0.329	0.319	0.326
	0.348	0.339	0.329	0.337

Warm-White Bin Coordinates

2700K				
Bin	27K-1	27K-2	27K-3	27K-4
CIE X	0.469	0.456	0.447	0.459
	0.459	0.447	0.437	0.448
	0.470	0.459	0.448	0.459
	0.481	0.469	0.459	0.470
CIE Y	0.429	0.426	0.408	0.410
	0.410	0.408	0.389	0.392
	0.413	0.410	0.392	0.394
	0.432	0.429	0.410	0.413

3000K				
Bin	30K-1	30K-2	30K-3	30K-4
CIE X	0.443	0.430	0.422	0.435
	0.435	0.422	0.415	0.426
	0.447	0.435	0.426	0.437
	0.456	0.443	0.435	0.447
CIE Y	0.421	0.417	0.399	0.403
	0.403	0.399	0.381	0.385
	0.408	0.403	0.385	0.389
	0.426	0.421	0.403	0.408

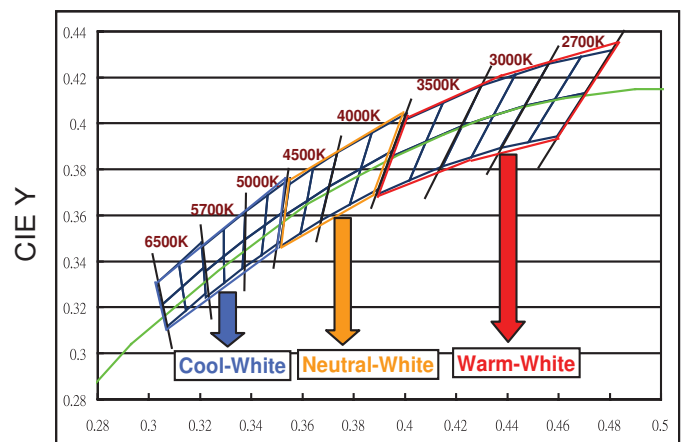
3500K				
Bin	35K-1	35K-2	35K-3	35K-4
CIE X	0.415	0.400	0.394	0.408
	0.408	0.394	0.389	0.402
	0.422	0.408	0.402	0.415
	0.430	0.415	0.408	0.422
CIE Y	0.409	0.402	0.385	0.392
	0.392	0.385	0.369	0.375
	0.399	0.392	0.375	0.381
	0.417	0.409	0.392	0.399

Natural-White Bin Coordinates

4000K				
Bin	40K-1	40K-2	40K-3	40K-4
CIE X	0.387	0.374	0.370	0.383
	0.383	0.370	0.367	0.378
	0.395	0.383	0.378	0.390
	0.401	0.387	0.383	0.395
CIE Y	0.396	0.387	0.373	0.380
	0.380	0.373	0.358	0.365
	0.388	0.380	0.365	0.372
	0.404	0.396	0.380	0.388

4500K				
Bin	45K-1	45K-2	45K-3	45K-4
CIE X	0.364	0.355	0.353	0.362
	0.362	0.353	0.351	0.359
	0.370	0.362	0.359	0.367
	0.374	0.364	0.362	0.370
CIE Y	0.381	0.374	0.360	0.366
	0.366	0.360	0.347	0.352
	0.373	0.366	0.352	0.358
	0.387	0.381	0.366	0.373

■ White Color Bin Structure



Chromaticity specification defined by ANSI

TECHNICAL DATA

HIGH POWER LED (SHUEN 炫, SHWO 燦, SHWO (D) 燦 (D), SHWO (N) 燦 (N), HV, JU 炬, XUAN 煊, A22, B05)

BRIGHTNESS BINNING RANKS

Shuen, Shwo, Shwo (D), HV Shuen, Shwo

Ju, XUAN

Brightness (lm)

Wavelength (nm)

Brightness (lm)

Luminous Flux Bins

Luminous Flux Bins

Group	Binning	Minimum Photometric Flux (lm)	Maximum Photometric Flux (lm)	Group	Binning	Minimum Dominant	Maximum Dominant	Group	Binning	Minimum Photometric Flux (lm)	Maximum Photometric Flux (lm)	Group	Binning	Minimum Photometric Flux (lm)	Maximum Photometric Flux (lm)
						Wavelength (nm)	Wavelength (nm)								
E	1	4	5	B Blue/Royal-Blue	1	430	435	F	1	27	33	S	1	2200	2400
	2	5	6		2	435	440		2	33	39		2	2400	2600
	3	6	8		3	440	445		3	39	45		3	2600	2800
	4	8	10		4	445	450		4	45	52		4	2800	3000
	5	10	13		5	450	455		5	52	60		5	3000	3200
	6	13	17		6	455	460		6	60	70		6	3200	3400
	7	17	20		7	460	465		7	70	80		7	3400	3600
	8	20	23		8	465	470		8	80	90		8	3600	3800
	9	23	27		9	520	525		9	90	100		9	3800	4000
F	1	27	33	G Green	2	525	530	J	1	100	110	M	1	4000	4200
	2	33	39		3	530	535		2	110	120		2	4200	4400
	3	39	45		4	535	540		3	120	130		3	4400	4600
	4	45	52		5	540	545		4	130	140		4	4600	4800
	5	52	60		6	545	550		5	140	150		5	4800	5000
	6	60	70		A Amber	1	580		582.5	6	150		160	6	5000
	7	70	80	2		582.5	585		7	160	180		7	5200	5400
	8	80	90	3		585	587.5		8	180	200		8	5400	5600
	9	90	100	4	587.5	590	K		9	200	225		9	5600	5800
1	100	110	5	590	592.5	1		225	250	1	5800	6000			
2	110	120	6	592.5	595	2		250	275	2	6000	6200			
3	120	130	3	610	615	3		275	300	3	6200	6400			
4	130	140	R Red	4	615	620		4	300	325	4	6400	6600		
5	140	150		5	620	625		5	325	350	5	6600	6800		
6	150	160		6	625	630		6	350	375	6	6800	7000		
7	160	180	7	630	635	D Deep-Red		7	375	400	7	7000	7200		
8	180	200	1	635	640			8	400	425	8	7200	7400		
9	200	225	2	640	645		9	425	450	9	7400	7600			
J	1	225	250	3	645		650	N	1	450	475	Q	1	5800	6000
	2	250	275	4	650		655		2	475	500		2	6000	6200
	3	275	300	5	655		660		3	500	550		3	6200	6400
	4	300	325	6	660		665		4	550	600		4	6400	6600
	5	325	350	7	665		670		5	600	650		5	6600	6800
	6	350	375	8	670		675		6	650	700		6	6800	7000
	7	375	400	1	700	710	7		700	750	7		7000	7200	
	8	400	425	F Far-Red	2	710	715		8	750	800		8	7200	7400
	9	425	450		3	715	720		9	800	900		9	7400	7600
K	1	450	475		4	720	725	P	1	900	1000	P	1	900	1000
	2	475	500	5	725	730	2		1000	1100	2		1000	1100	
	3	500	525	6	730	735	3		1100	1200	3		1100	1200	
	4	525	550	7	735	740	4		1200	1350	4		1200	1350	
				8	740	745	5		1350	1500	5		1350	1500	
							6		1500	1650	6		1500	1650	
							7		1650	1800	7		1650	1800	
							8		1800	2000	8		1800	2000	
						9	2000	2200	9	2000	2200				

HIGH POWER LED (SHUEN 炫, SHWO 爍, SHWO(D) 爍(D), SHWO(N) 爍(N), A22, B05)

FORWARD VOLTAGE BINNING RANKS

A22, B05

Brightness (lm)

Luminous Flux Bins

Group	Binning	Minimum Photometric Flux (lm)	Maximum Photometric Flux (lm)
E	1	1.5	3
	2	3	4
	3	4	5
	4	5	6
	5	6	8
F	1	8	10
	2	10	13
	3	13	17
	4	17	20
	5	20	23
J	1	23	27
	2	27	33
	3	33	39
	4	39	45
	5	45	52
K	1	52	60
	2	60	70
	31	70	75
	32	75	80
	33	80	85
	41	85	90
	42	90	95
	43	95	100
	51	100	110
	52	110	120
	53	120	130
N	11	130	140
	12	140	150
	13	150	160
	21	160	180
	22	180	200
	31	200	225
	32	225	250
	41	250	275
	42	275	300
	51	300	350
	52	350	400
R	11	400	450
	12	450	500
	21	500	550
	22	550	600
	31	600	650
	32	650	700
	33	700	750
	4	750	1000
	5	1000	1300

Shuen & Shwo

Forward Voltage Bins

Group Name	Bins	
A	U1+U2+U3	
B	U2+U3+U4	
C	V1+V2+V3	
D	V2+V3+V4	
E	V3+V4+V5	
F	V1+V2	
G	V1	
Bin	Minimum Forward Voltage (V)	Maximum Forward Voltage (V)
U1	1.75	2.05
U2	2.05	2.35
U3	2.35	2.65
U4	2.65	2.95
V1	2.95	3.25
V2	3.25	3.55
V3	3.55	3.85
V4	3.85	4.15
V5	4.15	4.45

Shwo (D)

Forward Voltage Bins

Group Name	Bins	
A	U1+U2+U3+U4	
B	U2+U3+U4+V1	
C	V1+V2+V3	
D	V1+V2+V3+V4	
Bin	Minimum Forward Voltage (V)	Maximum Forward Voltage (V)
U1	1.75	2.05
U2	2.05	2.35
U3	2.35	2.65
U4	2.65	2.95
V1	2.95	3.25
V2	3.25	3.55
V3	3.55	3.85
V4	3.85	4.15

A22 (0.5W)

Forward Voltage Bins

Bin	Minimum Forward Voltage (V)	Maximum Forward Voltage (V)
V1	2.95	3.25
V2	3.25	3.55
V3	3.55	3.85
V4	3.85	4.15

A22 (1W)

Forward Voltage Bins

Bin	Minimum Forward Voltage (V)	Maximum Forward Voltage (V)	
VD	13.5	14.7	
VE	14.7	15.9	
VF	VF-1	15.9	16.2
	VF-2	16.2	16.5
	VF-3	16.5	16.8
	VF-4	16.8	17.1
VG	VG-1	17.1	17.4
	VG-2	17.4	17.7
	VG-3	17.7	18.0
	VG-4	18.0	18.3

B05

Forward Voltage Bins

Bin	Minimum Forward Voltage (V)	Maximum Forward Voltage (V)
O1	4.5	5.0
O2	5.0	5.5
O3	5.5	6.0
O4	6.0	6.5
O5	6.5	7.0
O6	7.0	7.5
O7	7.5	8.0
R1	8.0	9.0
R2	9.0	10.0
R3	10.0	11.0
R4	11.0	12.0

TECHNICAL DATA

HIGH POWER LED (HV, JU SERIES) FORWARD VOLTAGE BINNING RANKS

HV (1W)

Forward Voltage Bins For 110V

Group Name	Bins
A	A3+A4
B	A4+A5
C	A5+A6
D	A3+A4+A5
E	A4+A5+A6
F	A3+A4+A5+A6

Bin	Production Line	
	Minimum Voltage (V)	Maximum Voltage (V)
A1	43	45
A2	45	47
A3	47	49
A4	49	51
A5	51	53
A6	53	55
A7	55	57
A8	57	59
A9	59	61

HV (2W)

Forward Voltage Bins For 110V

Group Name	Bins
A	B3+B4
B	B4+B5
C	B5+B6
D	B3+B4+B5
E	B4+B5+B6
F	B3+B4+B5+B6

Bin	Production Line	
	Minimum Voltage (V)	Maximum Voltage (V)
B1	87	91
B2	91	95
B3	95	99
B4	99	103
B5	103	107
B6	107	111
B7	111	115
B8	115	119
B9	119	123

Ju (1215, 2024)

Forward Voltage Bins

Group	Binning	Minimum Forward Voltage(V)	Maximum Forward Voltage(V)
R	R1	9	10
	R2	10	11
	R3	11	12
	R4	12	13
	R5	13	14
	R6	14	15
	R7	15	16
	R8	16	17
	R9	17	18
T	T1	18	19
	T2	19	20
	T3	20	21
	T4	21	22
	T5	22	23
	T6	23	24
	T7	24	25
	T8	25	26
	T9	26	27
W	W1	27	29
	W2	29	31
	W3	31	33
	W4	33	35
	W5	35	37
	W6	37	39
	W7	39	41
	W8	41	43
	W9	43	45
X	X1	45	47
	X2	47	50
	X3	50	53
	X4	53	56
	X5	56	59
	X6	59	63
	X7	63	67
	X8	67	71
	X9	71	75
Y	Y1	75	79
	Y2	79	83
	Y3	83	88
	Y4	88	93
	Y5	93	98
	Y6	98	103
	Y7	103	108
	Y8	108	113

For Lighting Application Only

LOW MIDDLE POWER LED - SMD TYPE
CIE BINNING RANKS

Cool-White Bin Coordinates

5000K						
Bin	A	B	C	D	F	G
CIE X	0.3551	0.3464	0.3371	0.3533	0.3487	0.3482
	0.3464	0.3376	0.3366	0.3482	0.3425	0.3422
	0.3456	0.3371	0.3441	0.3477	0.3422	0.3418
	0.3487	0.3422	0.3448	0.3448	0.3482	0.3477
	0.3482	0.3425	0.3418	0.3441	--	--
	0.3533	0.3456	0.3422	0.3515	--	--
CIE Y	0.3760	0.3688	0.3493	0.3624	0.3629	0.3583
	0.3688	0.3616	0.3369	0.3583	0.3579	0.3533
	0.3604	0.3493	0.3428	0.3530	0.3533	0.3483
	0.3629	0.3533	0.3507	0.3507	0.3583	0.3530
	0.3583	0.3579	0.3483	0.3428	--	--
	0.3624	0.3604	0.3533	0.3487	--	--

5700K						
Bin	A	B	C	D	F	G
CIE X	0.3376	0.3292	0.3215	0.3371	0.3321	0.3321
	0.3292	0.3207	0.3222	0.3321	0.3261	0.3262
	0.3292	0.3215	0.3294	0.3320	0.3262	0.3263
	0.3321	0.3262	0.3293	0.3293	0.3321	0.3320
	0.3321	0.3261	0.3263	0.3294	--	--
	0.3371	0.3292	0.3262	0.3366	--	--
CIE Y	0.3616	0.3539	0.3353	0.3493	0.3490	0.3447
	0.3539	0.3462	0.3243	0.3447	0.3436	0.3395
	0.3464	0.3353	0.3306	0.3401	0.3395	0.3350
	0.3490	0.3395	0.3377	0.3377	0.3447	0.3401
	0.3447	0.3436	0.3350	0.3306	--	--
	0.3493	0.3464	0.3395	0.3369	--	--

6500K						
Bin	A	B	C	D	F	G
CIE X	0.3205	0.3117	0.3048	0.3213	0.3157	0.3161
	0.3117	0.3028	0.3068	0.3161	0.3093	0.3100
	0.3125	0.3048	0.3145	0.3166	0.3100	0.3106
	0.3157	0.3100	0.3136	0.3136	0.3161	0.3166
	0.3161	0.3093	0.3106	0.3145	--	--
	0.3213	0.3125	0.3100	0.3221	--	--
CIE Y	0.3481	0.3393	0.3209	0.3371	0.3360	0.3320
	0.3393	0.3304	0.3113	0.3320	0.3297	0.3259
	0.3328	0.3209	0.3187	0.3281	0.3259	0.3222
	0.3360	0.3259	0.3251	0.3251	0.3320	0.3281
	0.3320	0.3297	0.3222	0.3187	--	--
	0.3371	0.3328	0.3259	0.3261	--	--

Natural-White Bin Coordinates

4000K						
Bin	A	B	C	D	F	G
CIE X	0.4006	0.3871	0.3703	0.3952	0.3890	0.3873
	0.3871	0.3736	0.3670	0.3873	0.3793	0.3779
	0.3843	0.3703	0.3784	0.3854	0.3779	0.3764
	0.3890	0.3779	0.3810	0.3810	0.3873	0.3854
	0.3873	0.3793	0.3764	0.3784	--	--
	0.3952	0.3843	0.3779	0.3898	--	--
CIE Y	0.4044	0.3959	0.3726	0.3880	0.3887	0.3831
	0.3959	0.3874	0.3578	0.3831	0.3828	0.3773
	0.3858	0.3726	0.3647	0.3768	0.3773	0.3713
	0.3887	0.3773	0.3741	0.3741	0.3831	0.3768
	0.3831	0.3828	0.3713	0.3647	--	--
	0.3880	0.3858	0.3773	0.3716	--	--

4500K						
Bin	A	B	C	D	F	G
CIE X	0.3736	0.3642	0.3530	0.3703	0.3658	0.3648
	0.3642	0.3548	0.3512	0.3648	0.3592	0.3584
	0.3626	0.3530	0.3591	0.3637	0.3584	0.3575
	0.3658	0.3584	0.3607	0.3607	0.3648	0.3637
	0.3648	0.3592	0.3575	0.3591	--	--
	0.3703	0.3626	0.3584	0.3670	--	--
CIE Y	0.3874	0.3805	0.3601	0.3726	0.3738	0.3686
	0.3805	0.3736	0.3465	0.3686	0.3689	0.3640
	0.3714	0.3601	0.3522	0.3630	0.3640	0.3585
	0.3738	0.3640	0.3608	0.3608	0.3686	0.3630
	0.3686	0.3689	0.3585	0.3522	--	--
	0.3726	0.3714	0.3640	0.3578	--	--

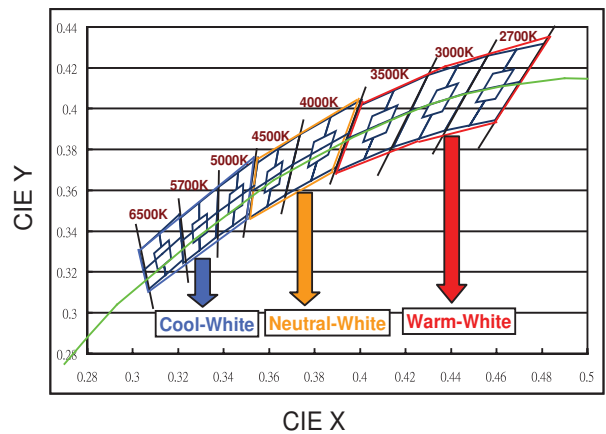
Warm-White Bin Coordinates

2700K						
Bin	A	B	C	D	F	G
CIE X	0.4813	0.4687	0.4465	0.4700	0.4667	0.4627
	0.4687	0.4562	0.4373	0.4627	0.4576	0.4539
	0.4621	0.4465	0.4483	0.4588	0.4539	0.4502
	0.4667	0.4539	0.4544	0.4544	0.4627	0.4588
	0.4627	0.4576	0.4502	0.4483	--	--
	0.4700	0.4621	0.4539	0.4593	--	--
CIE Y	0.4319	0.4289	0.4071	0.4126	0.4180	0.4109
	0.4289	0.4260	0.3893	0.4109	0.4158	0.4088
	0.4169	0.4071	0.3919	0.4041	0.4088	0.4020
	0.4180	0.4088	0.4030	0.4030	0.4109	0.4041
	0.4109	0.4158	0.4020	0.3919	--	--
	0.4126	0.4169	0.4088	0.3944	--	--

3000K						
Bin	A	B	C	D	F	G
CIE X	0.4562	0.4430	0.4221	0.4465	0.4422	0.4388
	0.4430	0.4299	0.4147	0.4388	0.4328	0.4297
	0.4375	0.4221	0.4259	0.4355	0.4297	0.4267
	0.4422	0.4297	0.4311	0.4311	0.4388	0.4355
	0.4388	0.4328	0.4267	0.4259	--	--
	0.4465	0.4375	0.4297	0.4373	--	--
CIE Y	0.4260	0.4212	0.3984	0.4071	0.4113	0.4043
	0.4212	0.4165	0.3814	0.4043	0.4079	0.4011
	0.4096	0.3984	0.3853	0.3977	0.4011	0.3946
	0.4113	0.4011	0.3962	0.3962	0.4043	0.3977
	0.4043	0.4079	0.3946	0.3853	--	--
	0.4071	0.4096	0.4011	0.3893	--	--

3500K						
Bin	A	B	C	D	F	G
CIE X	0.4299	0.4148	0.3943	0.4221	0.4159	0.4134
	0.4148	0.3996	0.3889	0.4134	0.4051	0.4029
	0.4106	0.3943	0.4018	0.4108	0.4029	0.4006
	0.4159	0.4029	0.4057	0.4057	0.4134	0.4108
	0.4134	0.4051	0.4006	0.4018	--	--
	0.4221	0.4106	0.4029	0.4147	--	--
CIE Y	0.4165	0.4090	0.3853	0.3984	0.4007	0.3943
	0.4090	0.4015	0.3690	0.3943	0.3954	0.3893
	0.3981	0.3853	0.3752	0.3878	0.3893	0.3829
	0.4007	0.3893	0.3853	0.3853	0.3943	0.3878
	0.3943	0.3954	0.3829	0.3752	--	--
	0.3984	0.3981	0.3893	0.3814	--	--

White Color Bin Structure



Chromaticity specification defined by ANSI

TECHNICAL DATA

For Lighting Application Only

LOW MIDDLE POWER LED - SURFACE MOUNT PLCC TYPE LED BRIGHTNESS BINNING RANKS

Luminous Flux Bins

Unit : lm

Bin code	Range	
	Min.	Max.
D1	0.5	1.0
D2	1.0	1.5
D3	1.5	2.0
D4	2.0	2.5
D5	2.5	3.0
D6	3.0	3.5
D7	3.5	4.0
D8	4.0	4.5
D9	4.5	5.0
BA	5.0	5.5
B1	5.5	6.0
B2	6.0	6.5
B3	6.5	7.0
B4	7.0	7.5
B5	7.5	8.0
B6	8.0	8.5
B7	8.5	9.0
B8	9.0	9.5
B9	9.5	10.0
L1	10.0	11.0
L2	11.0	12.0
L3	12.0	13.0
L4	13.0	14.0
L5	14.0	15.0
L6	15.0	16.0
L7	16.0	17.0
L8	17.0	18.0
L9	18.0	19.0
M3	19.0	21.0
M4	21.0	24.0
N3	24.0	27.0
N4	27.0	33.0
P3	33.0	39.0
P4	39.0	45.0
Q3	45.0	52.0
NB	32.0	36.0
PA	36.0	40.0
PB	40.0	45.0
QA	45.0	50.0
R1	50.0	55.0
R2	55.0	60.0
R3	60.0	65.0
R4	65.0	70.0
R5	70.0	76.0
R6	76.0	83.0
R7	83.0	90.0
R8	90.0	100.0
S1	100.0	110.0
S2	110.0	120.0
S3	120.0	130.0
S4	130.0	140.0
S5	140.0	150.0
S6	150.0	160.0
S7	160.0	170.0

VF Group Bin Code

Unit : V

Forward Voltage Group	Bin	Min.	Max.	
B2	B42	35	2.80	2.90
		36	2.90	3.00
		37	3.00	3.10
		38	3.10	3.20
		39	3.20	3.30
		40	3.30	3.40
		41	3.40	3.50
		42	3.50	3.60

Forward Voltage Group	Bin	Min.	Max.
5670	5#6	5.6	5.7
	5#7	5.7	5.8
	5#8	5.8	5.9
	5#9	5.9	6.0
	6#0	6.0	6.1
	6#1	6.1	6.2
	6#2	6.2	6.3
	6#3	6.3	6.4
	6#4	6.4	6.5
	6#5	6.5	6.6
	6#6	6.6	6.7
	6#7	6.7	6.8
	6#8	6.8	6.9
	6#9	6.9	7.0

Forward Voltage Group	Bin	Min.	Max.
8499	84C	8.4	8.7
	87C	8.7	9.0
	90C	9.0	9.3
	93C	9.3	9.6
	96C	9.6	9.9

SMD LED : SURFACE MOUNT CHIP LED (PCB TYPE) BRIGHTNESS BIN SELECTION

Luminous Intensity Groups

Unit : mcd

	C0: 0.28 ... 0.45	Q ▶	Q1: 72.0 ... 90.0
	D0: 0.45 ... 0.70		Q2: 90.0 ... 112
	E0: 0.70 ... 1.1	R ▶	R1: 112 ... 140
	F0: 1.1 ... 1.8		R2: 140 ... 180
	G0: 1.8 ... 2.8	S ▶	S1: 180 ... 225
	H0: 2.8 ... 4.5		S2: 225 ... 285
	J0: 4.5 ... 7.2	T ▶	T1: 285 ... 360
	K0: 7.2 ... 11.5		T2: 360 ... 450
L ▶	L1: 11.5 ... 14.5	U ▶	U1: 450 ... 565
	L2: 14.5 ... 18.0		U2: 565 ... 715
M ▶	M1: 18.0 ... 22.5		V0: 715 ... 1120
	M2: 22.5 ... 28.5		W0: 1120 ... 1800
N ▶	N1: 28.5 ... 36.0		X0: 1800 ... 2850
	N2: 36.0 ... 45.0		Y0: 2850 ... 4500
P ▶	P1: 45.0 ... 57.0		
	P2: 57.0 ... 72.0		

Note: The luminous intensity data did not include $\pm 15\%$ testing tolerance.

V_F (Forward Voltage Spec. Setup)

Unit : V

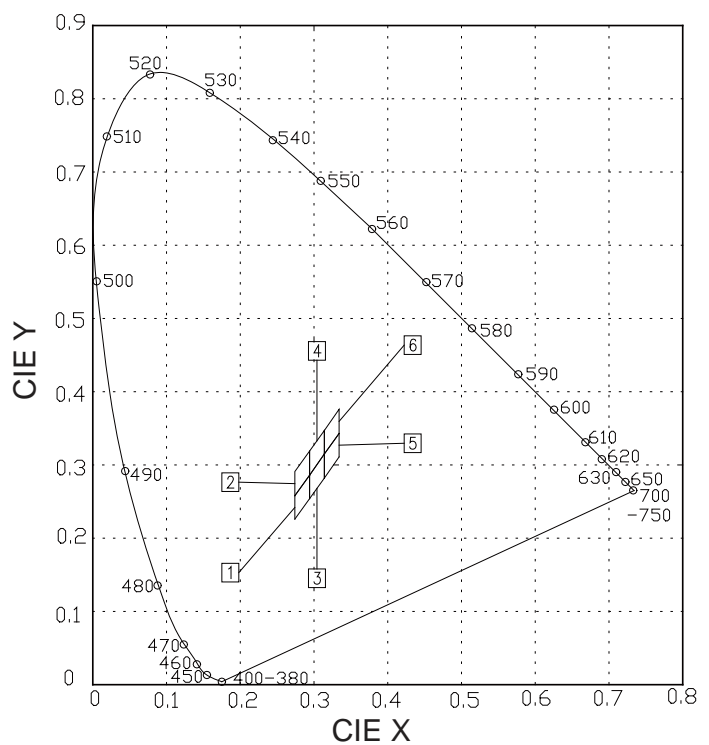
Forward Voltage Groups	Bin	Min.	Max.
	00	1.55	1.75
	0	1.75	1.95
	1	1.95	2.15
	2	2.15	2.35
	3	2.35	2.55
	4	2.55	2.75
	5	2.75	3.05
	6	3.05	3.35
	7	3.35	3.65
	8	3.65	3.95
	10	2.70	2.90
	11	2.90	3.10
	12	3.10	3.30
	13	3.30	3.50
	14	3.50	3.70
	15	2.70	2.85
	16	2.85	3.00
	17	3.00	3.15
	18	3.15	3.30

Note: The forward voltage data did not include $\pm 0.1V$ testing tolerance.

Bin Coordinate

Group	Bin Code	CIE_X	CIE_Y
A	1	0.274	0.226
		0.274	0.258
		0.294	0.286
		0.294	0.254
	2	0.274	0.258
		0.274	0.291
		0.294	0.319
		0.294	0.286
	3	0.294	0.254
		0.294	0.286
		0.314	0.315
		0.314	0.282
	4	0.294	0.286
		0.294	0.319
		0.314	0.347
		0.314	0.315
	5	0.314	0.282
		0.314	0.315
		0.334	0.343
		0.334	0.311
	6	0.314	0.315
		0.314	0.347
		0.334	0.376
		0.334	0.343

Bin Structure (White Light)



TECHNICAL DATA

For Lighting Application Only

SMD LED : SURFACE MOUNT PLCC LED (REFLECTOR) / LOW POWER LED
BRIGHTNESS BIN SELECTION

Luminous Intensity Groups

Unit : mcd

Bin Code	Min.	Max.	Bin Code	Min.	Max.
D1	0.5	1.0	NB	32.0	36.0
D2	1.0	1.5	PA	36.0	40.0
D3	1.5	2.0	PB	40.0	45.0
D4	2.0	2.5	QA	45.0	50.0
D5	2.5	3.0	R1	50.0	55.0
D6	3.0	3.5	R2	55.0	60.0
D7	3.5	4.0	R3	60.0	65.0
D8	4.0	4.5	R4	65.0	70.0
D9	4.5	5.0	R5	70.0	76.0
BA	5.0	5.5	R6	76.0	83.0
B1	5.5	6.0	R7	83.0	90.0
B2	6.0	6.5	R8	90.0	100.0
B3	6.5	7.0	S1	100.0	110.0
B4	7.0	7.5	S2	110.0	120.0
B5	7.5	8.0	S3	120.0	130.0
B6	8.0	8.5	S4	130.0	140.0
B7	8.5	9.0	S5	140.0	150.0
B8	9.0	9.5	S6	150.0	160.0
B9	9.5	10.0	S7	160.0	170.0
L1	10.0	11.0	S8	170.0	180.0
L2	11.0	12.0	T1	180.0	190.0
L3	12.0	13.0	T2	190.0	200.0
L4	13.0	14.0	T3	200.0	220.0
L5	14.0	15.0	T4	220.0	240.0
L6	15.0	16.0	T5	240.0	260.0
L7	16.0	17.0	T6	260.0	280.0
L8	17.0	18.0	T7	280.0	300.0
L9	18.0	19.0	T8	300.0	320.0
M3	19.0	21.0			
M4	21.0	24.0			
N3	24.0	27.0			
N4	27.0	33.0			
P3	33.0	39.0			
P4	39.0	45.0			
Q3	45.0	52.0			

V_F (Forward Voltage Spec. Setup)

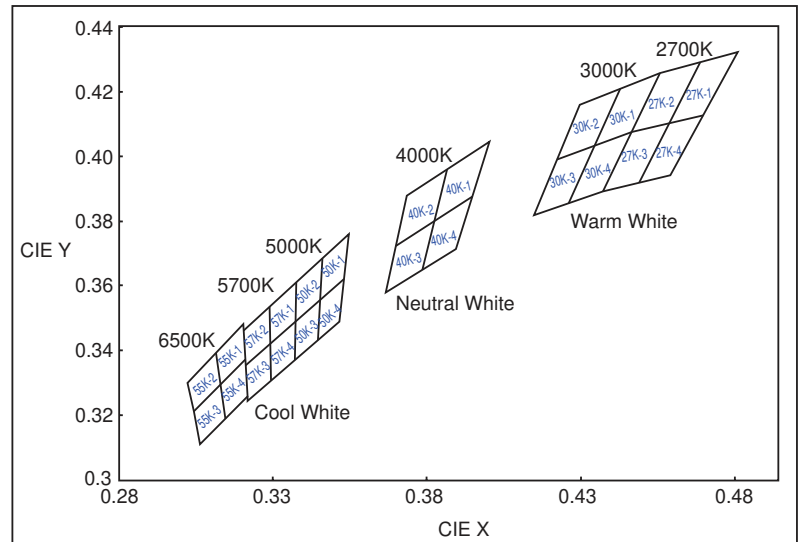
Unit : V (I_F=150mA)

Bin Group	Bin Code	Min.	Max.	
B42	B2	35	2.8	2.9
		36	2.9	3.0
		37	3.0	3.1
		38	3.1	3.2
		39	3.2	3.3
		40	3.3	3.4
		41	3.4	3.5
		42	3.5	3.6

Table of Color Rendering Index

Symbol	Description
M	CRI(Min.) : 60
N	CRI(Min.) : 65
L	CRI(Min.) : 70
Q	CRI(Min.) : 75
K	CRI(Min.) : 80
P	CRI(Min.) : 85
H	CRI(Min.) : 90

Bin Structure



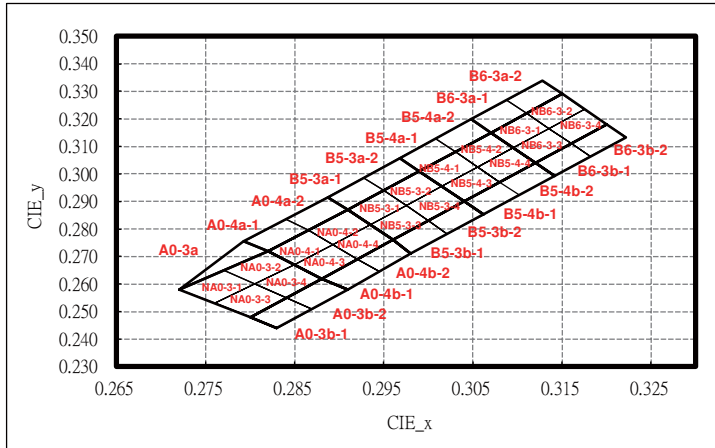
Bin Coordinate

CCT	Bin Code	CIE_x	CIE_y	Bin Code	CIE_x	CIE_y
6500K	65K-1	0.3205	0.3481	65K-3	0.3131	0.3290
		0.3117	0.3393		0.3048	0.3209
		0.3131	0.3290		0.3068	0.3113
		0.3213	0.3371		0.3145	0.3187
	65K-2	0.3117	0.3393	65K-4	0.3213	0.3371
		0.3028	0.3304		0.3131	0.3290
		0.3048	0.3209		0.3145	0.3187
		0.3131	0.3290		0.3221	0.3261
5700K	57K-1	0.3376	0.3616	57K-3	0.3293	0.3423
		0.3292	0.3539		0.3215	0.3353
		0.3293	0.3423		0.3222	0.3243
		0.3371	0.3493		0.3294	0.3306
	57K-2	0.3292	0.3539	57K-4	0.3371	0.3493
		0.3207	0.3462		0.3293	0.3423
		0.3215	0.3353		0.3294	0.3306
		0.3293	0.3423		0.3366	0.3369
5000K	50K-1	0.3551	0.3760	50K-3	0.3452	0.3558
		0.3464	0.3688		0.3371	0.3493
		0.3452	0.3558		0.3366	0.3369
		0.3533	0.3624		0.3441	0.3428
	50K-2	0.3464	0.3688	50K-4	0.3533	0.3624
		0.3376	0.3616		0.3452	0.3558
		0.3371	0.3493		0.3441	0.3428
		0.3452	0.3558		0.3515	0.3487
4000K	40K-1	0.4006	0.4044	40K-3	0.3828	0.3803
		0.3871	0.3959		0.3703	0.3726
		0.3828	0.3803		0.3670	0.3578
		0.3952	0.3880		0.3784	0.3647
	40K-2	0.3871	0.3959	40K-4	0.3952	0.3880
		0.3736	0.3874		0.3828	0.3803
		0.3703	0.3726		0.3784	0.3647
		0.3828	0.3803		0.3898	0.3716
3000K	30K-1	0.4562	0.4260	30K-3	0.4345	0.4033
		0.4431	0.4213		0.4223	0.3990
		0.4345	0.4033		0.4147	0.3814
		0.4468	0.4077		0.4260	0.3854
	30K-2	0.4431	0.4213	30K-4	0.4468	0.4077
		0.4299	0.4165		0.4345	0.4033
		0.4223	0.3990		0.4260	0.3854
		0.4345	0.4033		0.4373	0.3893
2700K	27K-1	0.4813	0.4319	27K-3	0.4585	0.4104
		0.4688	0.4290		0.4468	0.4077
		0.4585	0.4104		0.4373	0.3893
		0.4703	0.4132		0.4483	0.3919
	27K-2	0.4688	0.4290	27K-4	0.4703	0.4132
		0.4562	0.4260		0.4585	0.4104
		0.4468	0.4077		0.4483	0.3919
			0.4104			0.3944

TECHNICAL DATA

SMD LED (99 SERIES) BRIGHTNESS BIN SELECTION

Chromaticity Diagram



Bin Code of Chromaticity Coordinates

Bin Code	CIE_x	CIE_y	Bin Code	CIE_x	CIE_y	Bin Code	CIE_x	CIE_y	Bin Code	CIE_x	CIE_y		
NA0-3-1	0.2760	0.2530	NA0-3-2	0.2805	0.2600	NA0-4-1	0.2850	0.2670	NA0-4-2	0.2893	0.2743		
	0.2720	0.2580		0.2770	0.2650		0.2820	0.2720		0.2865	0.2795	0.2910	0.2870
	0.2770	0.2650		0.2805	0.2600		0.2850	0.2670		0.2893	0.2743	0.2935	0.2815
NA0-3-3	0.2800	0.2480	NA0-3-4	0.2840	0.2550	NA0-4-3	0.2880	0.2620	NA0-4-4	0.2920	0.2690		
	0.2760	0.2530		0.2805	0.2600		0.2850	0.2670		0.2893	0.2743	0.2935	0.2815
	0.2805	0.2600		0.2850	0.2670		0.2893	0.2743		0.2920	0.2690	0.2960	0.2760
A0-3b-1	0.2830	0.2440	A0-3b-2	0.2870	0.2510	A0-4b-1	0.2910	0.2580	A0-4b-2	0.2945	0.2645		
	0.2800	0.2480		0.2840	0.2550		0.2880	0.2620		0.2920	0.2690	0.2950	0.2740
	0.2840	0.2550		0.2880	0.2620		0.2920	0.2690		0.2960	0.2760	0.2980	0.2710
A0-4a-1	0.2820	0.2720	A0-4a-2	0.2865	0.2795	B5-3a-1	0.2910	0.2870	B5-3a-2	0.2950	0.2940		
	0.2793	0.2755		0.2840	0.2836		0.2887	0.2916		0.2887	0.2916	0.2928	0.2987
	0.2840	0.2836		0.2887	0.2916		0.2928	0.2987		0.2950	0.2940	0.2968	0.3058
A0-3a	0.2720	0.2580	NB5-3-1	0.2935	0.2815	NB5-3-2	0.2975	0.2885	NB5-3-3	0.2990	0.3010		
	0.2793	0.2755		0.2910	0.2870		0.2935	0.2815		0.2975	0.2885	0.2975	0.2885
	0.2820	0.2720		0.2950	0.2940		0.2910	0.2870		0.2950	0.2940	0.2950	0.2940
NB5-3-3	0.2960	0.2760	NB5-3-4	0.3000	0.2830	B5-4b-1	0.3062	0.2853	B5-4b-2	0.3102	0.2923		
	0.2935	0.2815		0.2975	0.2885		0.3040	0.2900		0.3080	0.2970	0.3080	0.2970
	0.2975	0.2885		0.3015	0.2955		0.3080	0.2970		0.3102	0.2923	0.3120	0.3040
B5-3b-1	0.3000	0.2830	B5-3b-2	0.3040	0.2900	B6-3a-1	0.3102	0.2923	B6-3a-2	0.3142	0.2993		
	0.2980	0.2710		0.3021	0.2782		0.3070	0.3150		0.3070	0.3150	0.3110	0.3220
	0.2960	0.2760		0.3000	0.2830		0.3048	0.3198		0.3048	0.3198	0.3088	0.3268
B5-4a-1	0.3000	0.2830	B5-4a-2	0.3040	0.2900	NB6-3-1	0.3088	0.3268	NB6-3-2	0.3128	0.3338		
	0.3021	0.2782		0.3062	0.2853		0.3110	0.3220		0.3110	0.3220	0.3150	0.3290
	0.2990	0.3010		0.3030	0.3080		0.3095	0.3095		0.3095	0.3095	0.3135	0.3165
NB5-4-1	0.2968	0.3058	NB5-4-2	0.3008	0.3128	NB6-3-3	0.3070	0.3150	NB6-3-4	0.3110	0.3220		
	0.3008	0.3128		0.3048	0.3198		0.3110	0.3220		0.3110	0.3220	0.3150	0.3290
	0.3030	0.3080		0.3070	0.3150		0.3135	0.3165		0.3135	0.3165	0.3175	0.3235
NB5-4-3	0.3015	0.2955	NB5-4-4	0.3055	0.3025	B6-3b-1	0.3120	0.3040	B6-3b-2	0.3160	0.3110		
	0.2990	0.3010		0.3030	0.3080		0.3095	0.3095		0.3095	0.3095	0.3135	0.3165
	0.3030	0.3080		0.3070	0.3150		0.3160	0.3110		0.3160	0.3110	0.3175	0.3235
NB5-4-3	0.3055	0.3025	NB5-4-4	0.3095	0.3095	NB5-4-4	0.3160	0.3110	NB5-4-4	0.3200	0.3180		
	0.3040	0.2900		0.3080	0.2970		0.3142	0.2993		0.3142	0.2993	0.3182	0.3063
	0.3015	0.2955		0.3055	0.3025		0.3120	0.3040		0.3120	0.3040	0.3160	0.3110
NB5-4-3	0.3055	0.3025	NB5-4-4	0.3095	0.3095	NB5-4-4	0.3160	0.3110	NB5-4-4	0.3200	0.3180		
	0.3080	0.2970		0.3080	0.2970		0.3142	0.2993		0.3142	0.2993	0.3182	0.3063
	0.3015	0.2955		0.3055	0.3025		0.3120	0.3040		0.3120	0.3040	0.3160	0.3110
NB5-4-3	0.3055	0.3025	NB5-4-4	0.3095	0.3095	NB5-4-4	0.3160	0.3110	NB5-4-4	0.3200	0.3180		
	0.3080	0.2970		0.3080	0.2970		0.3142	0.2993		0.3142	0.2993	0.3182	0.3063
	0.3015	0.2955		0.3055	0.3025		0.3120	0.3040		0.3120	0.3040	0.3160	0.3110
NB5-4-3	0.3055	0.3025	NB5-4-4	0.3095	0.3095	NB5-4-4	0.3160	0.3110	NB5-4-4	0.3200	0.3180		
	0.3080	0.2970		0.3080	0.2970		0.3142	0.2993		0.3142	0.2993	0.3182	0.3063
	0.3015	0.2955		0.3055	0.3025		0.3120	0.3040		0.3120	0.3040	0.3160	0.3110
NB5-4-3	0.3055	0.3025	NB5-4-4	0.3095	0.3095	NB5-4-4	0.3160	0.3110	NB5-4-4	0.3200	0.3180		
	0.3080	0.2970		0.3080	0.2970		0.3142	0.2993		0.3142	0.2993	0.3182	0.3063
	0.3015	0.2955		0.3055	0.3025		0.3120	0.3040		0.3120	0.3040	0.3160	0.3110
NB5-4-3	0.3055	0.3025	NB5-4-4	0.3095	0.3095	NB5-4-4	0.3160	0.3110	NB5-4-4	0.3200	0.3180		
	0.3080	0.2970		0.3080	0.2970		0.3142	0.2993		0.3142	0.2993	0.3182	0.3063
	0.3015	0.2955		0.3055	0.3025		0.3120	0.3040		0.3120	0.3040	0.3160	0.3110
NB5-4-3	0.3055	0.3025	NB5-4-4	0.3095	0.3095	NB5-4-4	0.3160	0.3110	NB5-4-4	0.3200	0.3180		
	0.3080	0.2970		0.3080	0.2970		0.3142	0.2993		0.3142	0.2993	0.3182	0.3063
	0.3015	0.2955		0.3055	0.3025		0.3120	0.3040		0.3120	0.3040	0.3160	0.3110
NB5-4-3	0.3055	0.3025	NB5-4-4	0.3095	0.3095	NB5-4-4	0.3160	0.3110	NB5-4-4	0.3200	0.3180		
	0.3080	0.2970		0.3080	0.2970		0.3142	0.2993		0.3142	0.2993	0.3182	0.3063
	0.3015	0.2955		0.3055	0.3025		0.3120	0.3040		0.3120	0.3040	0.3160	0.3110
NB5-4-3	0.3055	0.3025	NB5-4-4	0.3095	0.3095	NB5-4-4	0.3160	0.3110	NB5-4-4	0.3200	0.3180		
	0.3080	0.2970		0.3080	0.2970		0.3142	0.2993		0.3142	0.2993	0.3182	0.3063
	0.3015	0.2955		0.3055	0.3025		0.3120	0.3040		0.3120	0.3040	0.3160	0.3110
NB5-4-3	0.3055	0.3025	NB5-4-4	0.3095	0.3095	NB5-4-4	0.3160	0.3110	NB5-4-4	0.3200	0.3180		
	0.3080	0.2970		0.3080	0.2970		0.3142	0.2993		0.3142	0.2993	0.3182	0.3063
	0.3015	0.2955		0.3055	0.3025		0.3120	0.3040		0.3120	0.3040	0.3160	0.3110
NB5-4-3	0.3055	0.3025	NB5-4-4	0.3095	0.3095	NB5-4-4	0.3160	0.3110	NB5-4-4	0.3200	0.3180		
	0.3080	0.2970		0.3080	0.2970		0.3142	0.2993		0.3142	0.2993	0.3182	0.3063
	0.3015	0.2955		0.3055	0.3025		0.3120	0.3040		0.3120	0.3040	0.3160	0.3110
NB5-4-3	0.3055	0.3025	NB5-4-4	0.3095	0.3095	NB5-4-4	0.3160	0.3110	NB5-4-4	0.3200	0.3180		
	0.3080	0.2970		0.3080	0.2970		0.3142	0.2993		0.3142	0.2993	0.3182	0.3063
	0.3015	0.2955		0.3055	0.3025		0.3120	0.3040		0.3120	0.3040	0.3160	0.3110
NB5-4-3	0.3055	0.3025	NB5-4-4	0.3095	0.3095	NB5-4-4	0.3160	0.3110	NB5-4-4	0.3200	0.3180		
	0.3080	0.2970		0.3080	0.2970		0.3142	0.2993		0.3142	0.2993	0.3182	0.3063
	0.3015	0.2955		0.3055	0.3025		0.3120	0.3040		0.3120	0.3040	0.3160	0.3110
NB5-4-3	0.3055	0.3025	NB5-4-4	0.3095	0.3095	NB5-4-4	0.3160	0.3110	NB5-4-4	0.3200	0.3180		
	0.3080	0.2970		0.3080	0.2970		0.3142	0.2993		0.3142	0.2993	0.3182	0.3063
	0.3015	0.2955		0.3055	0.3025		0.3120	0.3040		0.3120	0.3040	0.3160	0.3110
NB5-4-3	0.3055	0.3025	NB5-4-4	0.3095	0.3095	NB5-4-4	0.3160	0.3110	NB5-4-4	0.3200	0.3180		
	0.3080	0.2970		0.3080	0.2970		0.3142	0.2993		0.3142	0.2993	0.3182	0.3063
	0.3015	0.2955		0.3055	0.3025		0.3120	0.3040		0.3120	0.3040	0.3160	0.3110
NB5-4-3	0.3055	0.3025	NB5-4-4	0.3095	0.3095	NB5-4-4	0.3160	0.3110	NB5-4-4	0.3200	0.3180		
	0.3080	0.2970		0.3080	0.2970		0.3142	0.2993		0.3142	0.2993	0.3182	0.3063
	0.3015	0.2955		0.3055	0.3025		0.3120	0.3040		0.3120	0.3040	0.3160	0.3110
NB5-4-3	0.3055	0.3025	NB5-4-4	0.3095	0.3095	NB5-4-4	0.3160	0.3110	NB5-4-4	0.3200	0.3180		
	0.3080	0.2970		0.3080	0.2970		0.3142	0.2993		0.3142	0.2993	0.3182	0.3063
	0.3015	0.2955		0.3055	0.3025		0.3120	0.3040		0.3120	0.3040	0.3160	0.3110
NB5-4-3	0.3055	0.3025	NB5-4-4	0.3095	0.3095	NB5-4-4	0.3160	0.3110	NB5-4-4	0.3200	0.3180		
	0.3080	0.2970		0.3080	0.2970		0.3142	0.2993		0.3142	0.2993	0.3182	0.3063
	0.3015	0.2955		0.3055	0.3025		0.3120	0.3040		0.3120	0.3040	0.3160	0.3110
NB5-4-3	0.3055	0.3025	NB5-4-4	0.3095	0.3095	NB5-4-4	0.3160	0.3110					

V_F (Forward Voltage Spec. Setup)

Unit : V

Groups										Bin	Min.	Max.	Groups	Bin	Min.	Max.		
I	X	R	N	K	E	S	W	J	Y	U	4-2-3	2.70	2.80	Z	T	5-1	2.75	2.85
											5-1-3	2.80	2.90			5-2	2.85	2.95
											5-2-3	2.90	3.00			6-1	2.95	3.05
											6-1-3	3.00	3.10			6-2	3.05	3.15
											6-2-3	3.10	3.20			7-1	3.15	3.25
											7-1-3	3.20	3.30			7-2	3.25	3.35
											7-2-3	3.30	3.40			8-1	3.35	3.45

Note: Tolerance of Forward Voltage: ±0.05V

Luminous Flux

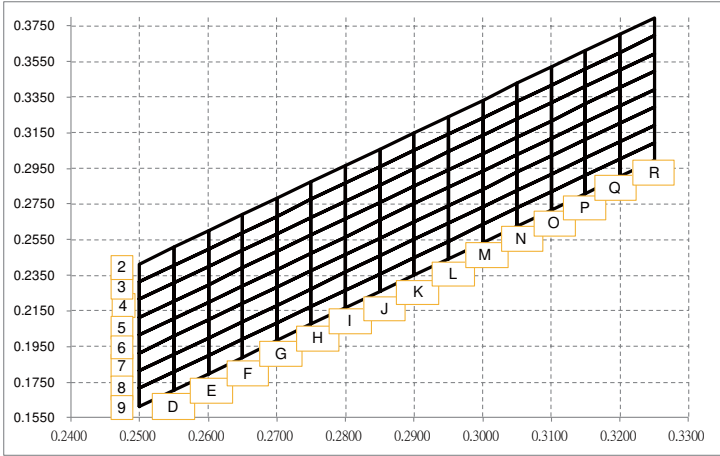
Bin	Unit: lm		Unit: mcld	
	Min	Max	Min	Max
L45	4.50	4.75	1605	1695
L47	4.75	5.00	1695	1785
L50	5.00	5.25	1785	1875
L52	5.25	5.50	1875	1965
L55	5.50	5.75	1965	2055
L57	5.75	6.00	2055	2145
L60	6.00	6.25	2145	2235
L62	6.25	6.50	2235	2325
L65	6.50	6.75	2325	2415
L67	6.75	7.00	2415	2505
L70	7.00	7.25	2505	2595
L72	7.25	7.50	2595	2685
L75	7.50	7.75	2685	2775
L77	7.75	8.00	2775	2865
L80	8.00	8.25	2865	2955
L82	8.25	8.50	2955	3045
L85	8.50	8.75	3045	3135
L87	8.75	9.00	3135	3225
L90	9.00	9.25	3225	3315
L92	9.25	9.50	3315	3405
L95	9.50	9.75	3405	3495
L97	9.75	10.00	3495	3585

Note: Tolerance of Luminous Flux: ±7%.

TECHNICAL DATA

SMD LED (3003,3006 SERIES) BRIGHTNESS BIN SELECTION

Chromaticity Diagram



Bin code of Chromaticity Coordinates

Bin	CIE_x	CIE_y	Bin	CIE_x	CIE_y	Bin	CIE_x	CIE_y
A1	0.2731	0.2569	B1	0.2770	0.2644	C1	0.2809	0.2719
	0.2702	0.2603		0.2741	0.2678		0.2780	0.2753
	0.2741	0.2678		0.2780	0.2753		0.2819	0.2828
	0.2770	0.2644		0.2809	0.2719		0.2848	0.2794
A2	0.2760	0.2535	B2	0.2799	0.2610	C2	0.2838	0.2685
	0.2731	0.2569		0.2770	0.2644		0.2809	0.2719
	0.2770	0.2644		0.2809	0.2719		0.2848	0.2794
A3	0.2799	0.2610	B3	0.2838	0.2685	C3	0.2877	0.2760
	0.2828	0.2576		0.2867	0.2651		0.2906	0.2726
	0.2789	0.2501		0.2828	0.2576		0.2867	0.2651
	0.2760	0.2535		0.2799	0.2610		0.2838	0.2685
A4	0.2799	0.2610	B4	0.2838	0.2685	C4	0.2877	0.2760
	0.2828	0.2576		0.2867	0.2651		0.2906	0.2726
	0.2818	0.2467		0.2856	0.2539		0.2895	0.2614
	0.2789	0.2501		0.2828	0.2576		0.2867	0.2651
A5	0.2847	0.2433	B5	0.2885	0.2505	C5	0.2924	0.2580
	0.2818	0.2467		0.2856	0.2539		0.2895	0.2614
	0.2856	0.2539		0.2895	0.2614		0.2934	0.2689
	0.2885	0.2505		0.2924	0.2580		0.2963	0.2655
A6	0.2876	0.2399	B6	0.2915	0.2474	C6	0.2954	0.2549
	0.2847	0.2433		0.2885	0.2505		0.2924	0.2580
	0.2885	0.2505		0.2924	0.2580		0.2963	0.2655
	0.2915	0.2474		0.2954	0.2549		0.2992	0.2621
A7	0.2905	0.2365	B7	0.2944	0.2440	C7	0.2983	0.2515
	0.2876	0.2399		0.2915	0.2474		0.2954	0.2549
	0.2915	0.2474		0.2954	0.2549		0.2992	0.2621
A8	0.2944	0.2440	B8	0.2983	0.2515	C8	0.3021	0.2481
	0.2905	0.2365		0.2944	0.2440		0.2983	0.2515
	0.2944	0.2440		0.2983	0.2515		0.3021	0.2481
	0.2973	0.2406		0.3012	0.2481		0.3051	0.2556

Bin	CIE_x	CIE_y	Bin	CIE_x	CIE_y	Bin	CIE_x	CIE_y	Bin	CIE_x	CIE_y	Bin	CIE_x	CIE_y	Bin	CIE_x	CIE_y		
D1	0.2848	0.2794	E1	0.2887	0.2869	F1	0.2926	0.2944	G1	0.2965	0.3019	H1	0.3004	0.3094	J1	0.3043	0.3169		
	0.2819	0.2828		0.2858	0.2903		0.2897	0.2978		0.2936	0.3053		0.2975	0.3128		0.3014	0.3203	0.3082	0.3244
	0.2858	0.2903		0.2897	0.2978		0.2936	0.3053		0.2975	0.3128		0.3014	0.3203		0.3053	0.3278	0.3092	0.3353
	0.2887	0.2869		0.2926	0.2944		0.2965	0.3019		0.3004	0.3094		0.3043	0.3169		0.3082	0.3244	0.3121	0.3319
D2	0.2877	0.2760	E2	0.2916	0.2835	F2	0.2955	0.2910	G2	0.2994	0.2985	H2	0.3033	0.3060	J2	0.3072	0.3135		
	0.2848	0.2794		0.2887	0.2869		0.2926	0.2944		0.2965	0.3019		0.3004	0.3094		0.3043	0.3169	0.3082	0.3244
	0.2887	0.2869		0.2926	0.2944		0.2965	0.3019		0.3004	0.3094		0.3043	0.3169		0.3082	0.3244	0.3121	0.3319
D3	0.2916	0.2835	E3	0.2955	0.2910	F3	0.2994	0.2985	G3	0.3033	0.3060	H3	0.3072	0.3135	J3	0.3111	0.3210		
	0.2906	0.2726		0.2945	0.2801		0.2984	0.2876		0.3023	0.2951		0.3062	0.3026		0.3101	0.3101	0.3140	0.3176
	0.2877	0.2760		0.2916	0.2835		0.2955	0.2910		0.2994	0.2985		0.3033	0.3060		0.3072	0.3135	0.3111	0.3210
	0.2916	0.2835		0.2955	0.2910		0.2994	0.2985		0.3033	0.3060		0.3072	0.3135		0.3111	0.3210	0.3150	0.3285
D4	0.2945	0.2801	E4	0.2984	0.2876	F4	0.3023	0.2951	G4	0.3062	0.3026	H4	0.3101	0.3101	J4	0.3140	0.3176		
	0.2934	0.2689		0.2973	0.2764		0.3012	0.2839		0.3051	0.2914		0.3090	0.2989		0.3129	0.3064	0.3168	0.3139
	0.2906	0.2726		0.2945	0.2801		0.2984	0.2876		0.3023	0.2951		0.3062	0.3026		0.3101	0.3101	0.3140	0.3176
	0.2945	0.2801		0.2984	0.2876		0.3023	0.2951		0.3062	0.3026		0.3101	0.3101		0.3140	0.3176	0.3179	0.3251
D5	0.2973	0.2764	E5	0.3012	0.2839	F5	0.3051	0.2914	G5	0.3090	0.2989	H5	0.3129	0.3064	J5	0.3168	0.3139		
	0.2963	0.2655		0.3002	0.2730		0.3041	0.2805		0.3080	0.2880		0.3119	0.2955		0.3158	0.3030	0.3197	0.3105
	0.2934	0.2689		0.2973	0.2764		0.3012	0.2839		0.3051	0.2914		0.3090	0.2989		0.3129	0.3064	0.3168	0.3139
	0.2973	0.2764		0.3012	0.2839		0.3051	0.2914		0.3090	0.2989		0.3119	0.2955		0.3158	0.3030	0.3197	0.3105
D6	0.3002	0.2730	E6	0.3041	0.2805	F6	0.3080	0.2880	G6	0.3119	0.2955	H6	0.3158	0.3030	J6	0.3197	0.3105		
	0.2992	0.2621		0.3031	0.2696		0.3070	0.2771		0.3109	0.2846		0.3148	0.2921		0.3177	0.2887	0.3216	0.2962
	0.2963	0.2655		0.3002	0.2730		0.3041	0.2805		0.3080	0.2880		0.3119	0.2955		0.3158	0.3030	0.3197	0.3105
	0.3002	0.2730		0.3041	0.2805		0.3080	0.2880		0.3119	0.2955		0.3158	0.3030		0.3197	0.3105	0.3236	0.3180
D7	0.3031	0.2696	E7	0.3070	0.2771	F7	0.3109	0.2846	G7	0.3148	0.2921	H7	0.3187	0.2996	J7	0.3226	0.3071		
	0.3021	0.2587		0.3060	0.2662		0.3099	0.2737		0.3138	0.2812		0.3177	0.2887		0.3216	0.2962	0.3255	0.3037
	0.3031	0.2696		0.3070	0.2771		0.3109	0.2846		0.3148	0.2921		0.3177	0.2887		0.3216	0.2962	0.3255	0.3037
	0.3060	0.2662		0.3099	0.2737		0.3138	0.2812		0.3177	0.2887		0.3216	0.2962		0.3255	0.3037	0.3294	0.3112
D8	0.3051	0.2556	E8	0.3090	0.2631	F8	0.3129	0.2706	G8	0.3168	0.2781	H8	0.3207	0.2856	J8	0.3246	0.2931		
	0.3021	0.2587		0.3060	0.2662		0.3099	0.2737		0.3138	0.2812		0.3177	0.2887		0.3216	0.2962	0.3255	0.3037
	0.3060	0.2662		0.3099	0.2737		0.3138	0.2812		0.3177	0.2887		0.3216	0.2962		0.3255	0.3037	0.3294	0.3112
	0.3090	0.2631		0.3129	0.2706		0.3168	0.2781		0.3207	0.2856		0.3246	0.2931		0.3285	0.3006	0.3081	

Bin Code of Chromaticity Coordinates

Bin	CIE_x	CIE_y	Bin	CIE_x	CIE_y	Bin	CIE_x	CIE_y	Bin	CIE_x	CIE_y	Bin	CIE_x	CIE_y
N2	0.3000	0.3234	O2	0.3050	0.3326	P2	0.3100	0.3418	Q2	0.3150	0.3510	R2	0.3200	0.3602
	0.3000	0.3334		0.3050	0.3426		0.3100	0.3518		0.3150	0.3610		0.3200	0.3702
	0.3050	0.3426		0.3100	0.3518		0.3150	0.3610		0.3200	0.3702		0.3250	0.3794
	0.3050	0.3326		0.3100	0.3418		0.3150	0.3510		0.3200	0.3602		0.3250	0.3694
N3	0.3000	0.3134	O3	0.3050	0.3226	P3	0.3100	0.3318	Q3	0.3150	0.3410	R3	0.3200	0.3502
	0.3000	0.3234		0.3050	0.3326		0.3100	0.3418		0.3150	0.3510		0.3200	0.3602
	0.3050	0.3326		0.3100	0.3418		0.3150	0.3510		0.3200	0.3602		0.3250	0.3694
	0.3050	0.3226		0.3100	0.3318		0.3150	0.3410		0.3200	0.3502		0.3250	0.3594
N4	0.3000	0.3034	O4	0.3050	0.3126	P4	0.3100	0.3218	Q4	0.3150	0.3310	R4	0.3200	0.3402
	0.3000	0.3134		0.3050	0.3226		0.3100	0.3318		0.3150	0.3410		0.3200	0.3502
	0.3050	0.3226		0.3100	0.3318		0.3150	0.3410		0.3200	0.3502		0.3250	0.3594
	0.3050	0.3126		0.3100	0.3218		0.3150	0.3310		0.3200	0.3402		0.3250	0.3494
N5	0.3000	0.2934	O5	0.3050	0.3026	P5	0.3100	0.3118	Q5	0.3150	0.3210	R5	0.3200	0.3302
	0.3000	0.3034		0.3050	0.3126		0.3100	0.3218		0.3150	0.3310		0.3200	0.3402
	0.3050	0.3126		0.3100	0.3218		0.3150	0.3310		0.3200	0.3402		0.3250	0.3494
	0.3050	0.3026		0.3100	0.3118		0.3150	0.3210		0.3200	0.3302		0.3250	0.3394
N6	0.3000	0.2834	O6	0.3050	0.2926	P6	0.3100	0.3018	Q6	0.3150	0.3110	R6	0.3200	0.3202
	0.3000	0.2934		0.3050	0.3026		0.3100	0.3118		0.3150	0.3210		0.3200	0.3302
	0.3050	0.3026		0.3100	0.3118		0.3150	0.3210		0.3200	0.3302		0.3250	0.3394
	0.3050	0.2926		0.3100	0.3018		0.3150	0.3110		0.3200	0.3202		0.3250	0.3294
N7	0.3000	0.2734	O7	0.3050	0.2826	P7	0.3100	0.2918	Q7	0.3150	0.3010	R7	0.3200	0.3102
	0.3000	0.2834		0.3050	0.2926		0.3100	0.3018		0.3150	0.3110		0.3200	0.3202
	0.3050	0.2926		0.3100	0.3018		0.3150	0.3110		0.3200	0.3202		0.3250	0.3294
	0.3050	0.2826		0.3100	0.2918		0.3150	0.3010		0.3200	0.3102		0.3250	0.3194
N8	0.3000	0.2634	O8	0.3050	0.2726	P8	0.3100	0.2818	Q8	0.3150	0.2910	R8	0.3200	0.3002
	0.3000	0.2734		0.3050	0.2826		0.3100	0.2918		0.3150	0.3010		0.3200	0.3102
	0.3050	0.2826		0.3100	0.2918		0.3150	0.3010		0.3200	0.3102		0.3250	0.3194
	0.3050	0.2726		0.3100	0.2818		0.3150	0.2910		0.3200	0.3002		0.3250	0.3094
N9	0.3000	0.2534	O9	0.3050	0.2626	P9	0.3100	0.2718	Q9	0.3150	0.2810	R9	0.3200	0.2902
	0.3000	0.2634		0.3050	0.2726		0.3100	0.2818		0.3150	0.2910		0.3200	0.3002
	0.3050	0.2726		0.3100	0.2818		0.3150	0.2910		0.3200	0.3002		0.3250	0.3094
	0.3050	0.2626		0.3100	0.2718		0.3150	0.2810		0.3200	0.2902		0.3250	0.2994

Luminous Flux

Bin	Unit: lm		Unit: mcd	
	Min.	Max.	Min.	Max.
L45	4.50	4.75	1605	1695
L47	4.75	5.00	1695	1785
L50	5.00	5.25	1785	1875
L52	5.25	5.50	1875	1965
L55	5.50	5.75	1965	2055
L57	5.75	6.00	2055	2145
L60	6.00	6.25	2145	2235
L62	6.25	6.50	2235	2325
L65	6.50	6.75	2325	2415
L67	6.75	7.00	2415	2505
L70	7.00	7.25	2505	2595
L72	7.25	7.50	2595	2685
L75	7.50	7.75	2685	2775
L77	7.75	8.00	2775	2865
L80	8.00	8.25	2865	2955
L82	8.25	8.50	2955	3045
L85	8.50	8.75	3045	3135
L87	8.75	9.00	3135	3225
L90	9.00	9.25	3225	3315
L92	9.25	9.50	3315	3405
L95	9.50	9.75	3405	3495
L97	9.75	10.00	3495	3585

Note: Tolerance of Luminous Flux: ±7%

V_F (Forward Voltage Spec. Setup)

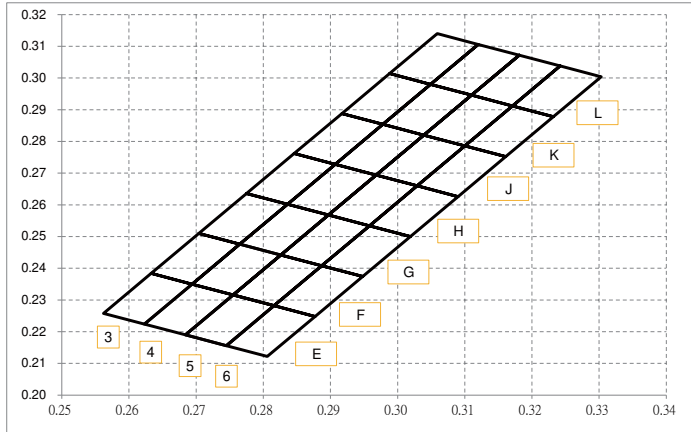
Bin	Unit: V	
	Min.	Max.
U1	2.60	2.70
U2	2.70	2.80
U3	2.80	2.90
U4	2.90	3.00
U5	3.00	3.10
U6	3.10	3.20
U7	3.20	3.30
U8	3.30	3.40
U9	3.40	3.50
V1	2.65	2.75
V2	2.75	2.85
V3	2.85	2.95
V4	2.95	3.05
V5	3.05	3.15
V6	3.15	3.25
V7	3.25	3.35
V8	3.35	3.45
V9	3.45	3.55

Note: Tolerance of Forward Voltage: ±0.05V.

TECHNICAL DATA

SMD LED (3004 SERIES) BRIGHTNESS BIN SELECTION

Chromaticity Diagram



Bin code of Chromaticity Coordinates

Bin	CIE_x	CIE_y	Bin	CIE_x	CIE_y	Bin	CIE_x	CIE_y	Bin	CIE_x	CIE_y
E5	0.2755	0.2316	E4	0.2755	0.2316	E3	0.2694	0.2350	E6	0.2816	0.2282
	0.2684	0.2190		0.2684	0.2190		0.2623	0.2224		0.2745	0.2156
	0.2745	0.2156		0.2623	0.2224		0.2562	0.2258		0.2806	0.2122
	0.2816	0.2282		0.2694	0.2350		0.2633	0.2384		0.2877	0.2248
	0.2755	0.2316		0.2755	0.2316		0.2694	0.2350		0.2816	0.2282
F5	0.2826	0.2442	F4	0.2826	0.2442	F3	0.2765	0.2476	F6	0.2887	0.2408
	0.2755	0.2316		0.2755	0.2316		0.2694	0.2350		0.2816	0.2282
	0.2816	0.2282		0.2694	0.2350		0.2633	0.2384		0.2877	0.2248
	0.2887	0.2408		0.2765	0.2476		0.2704	0.2510		0.2948	0.2374
	0.2826	0.2442		0.2826	0.2442		0.2765	0.2476		0.2887	0.2408
G5	0.2897	0.2568	G4	0.2897	0.2568	G3	0.2836	0.2602	G6	0.2958	0.2534
	0.2826	0.2442		0.2826	0.2442		0.2765	0.2476		0.2887	0.2408
	0.2887	0.2408		0.2765	0.2476		0.2704	0.2510		0.2948	0.2374
	0.2958	0.2534		0.2836	0.2602		0.2775	0.2636		0.3019	0.2500
	0.2897	0.2568		0.2897	0.2568		0.2836	0.2602		0.2958	0.2534
H5	0.2968	0.2694	H4	0.2968	0.2694	H3	0.2907	0.2728	H6	0.3029	0.2660
	0.2897	0.2568		0.2897	0.2568		0.2836	0.2602		0.2958	0.2534
	0.2958	0.2534		0.2836	0.2602		0.2775	0.2636		0.3019	0.2500
	0.3029	0.2660		0.2907	0.2728		0.2846	0.2762		0.3090	0.2626
	0.2968	0.2694		0.2968	0.2694		0.2907	0.2728		0.3029	0.2660
J5	0.3039	0.2820	J4	0.3039	0.2820	J3	0.2978	0.2854	J6	0.3100	0.2786
	0.2968	0.2694		0.2968	0.2694		0.2907	0.2728		0.3029	0.2660
	0.3029	0.2660		0.2907	0.2728		0.2846	0.2762		0.3090	0.2626
	0.3100	0.2786		0.2978	0.2854		0.2917	0.2888		0.3161	0.2752
	0.3039	0.2820		0.3039	0.2820		0.2978	0.2854		0.3100	0.2786
K5	0.3110	0.2946	K4	0.3110	0.2946	K3	0.3049	0.2980	K6	0.3171	0.2912
	0.3039	0.2820		0.3039	0.2820		0.2978	0.2854		0.3100	0.2786
	0.3100	0.2786		0.2978	0.2854		0.2917	0.2888		0.3161	0.2752
	0.3171	0.2912		0.3049	0.2980		0.2988	0.3014		0.3232	0.2878
	0.3110	0.2946		0.3110	0.2946		0.3049	0.2980		0.3171	0.2912
L5	0.3181	0.3072	L4	0.3181	0.3072	L3	0.3120	0.3106	L6	0.3242	0.3038
	0.3110	0.2946		0.3110	0.2946		0.3049	0.2980		0.3171	0.2912
	0.3171	0.2912		0.3049	0.2980		0.2988	0.3014		0.3232	0.2878
	0.3242	0.3038		0.3120	0.3106		0.3059	0.3140		0.3303	0.3004
	0.3181	0.3072		0.3181	0.3072		0.3120	0.3106		0.3242	0.3038

Luminous Flux

Bin	Unit: lm		Unit: mcd	
	Min.	Max.	Min.	Max.
L45	4.50	4.75	1605	1695
L47	4.75	5.00	1695	1785
L50	5.00	5.25	1785	1875
L52	5.25	5.50	1875	1965
L55	5.50	5.75	1965	2055
L57	5.75	6.00	2055	2145
L60	6.00	6.25	2145	2235
L62	6.25	6.50	2235	2325
L65	6.50	6.75	2325	2415
L67	6.75	7.00	2415	2505
L70	7.00	7.25	2505	2595
L72	7.25	7.50	2595	2685
L75	7.50	7.75	2685	2775
L77	7.75	8.00	2775	2865
L80	8.00	8.25	2865	2955
L82	8.25	8.50	2955	3045
L85	8.50	8.75	3045	3135
L87	8.75	9.00	3135	3225
L90	9.00	9.25	3225	3315
L92	9.25	9.50	3315	3405
L95	9.50	9.75	3405	3495
L97	9.75	10.00	3495	3585

Note: Tolerance of Luminous Flux: $\pm 7\%$

V_F (Forward Voltage Spec. Setup)

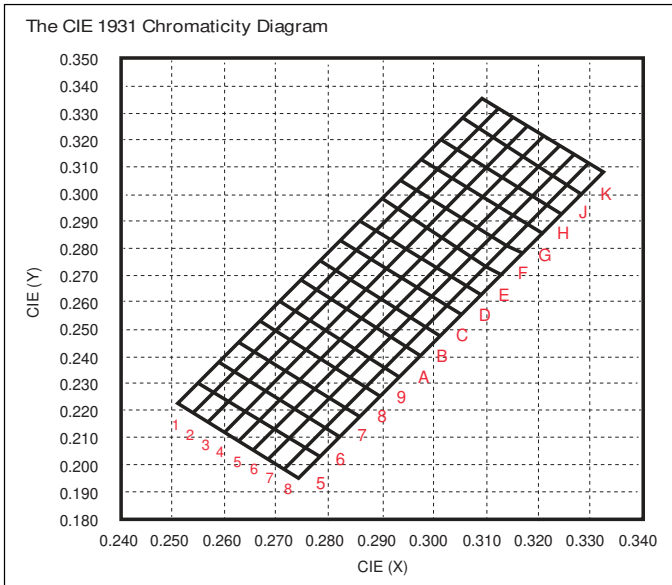
Bin	Unit: V	
	Min.	Max.
U1	2.60	2.70
U2	2.70	2.80
U3	2.80	2.90
U4	2.90	3.00
U5	3.00	3.10
U6	3.10	3.20
U7	3.20	3.30
U8	3.30	3.40
U9	3.40	3.50
V1	2.65	2.75
V2	2.75	2.85
V3	2.85	2.95
V4	2.95	3.05
V5	3.05	3.15
V6	3.15	3.25
V7	3.25	3.35
V8	3.35	3.45
V9	3.45	3.55

Note: Tolerance of Forward Voltage: $\pm 0.05V$.

TECHNICAL DATA

SMD LED (50 SERIES) BRIGHTNESS BIN SELECTION

Chromaticity Diagram



Bin Code of Chromaticity Coordinates

Bin	CIE_x	CIE_y	Bin	CIE_x	CIE_y	Bin	CIE_x	CIE_y
D2	0.2500	0.2314	E2	0.2550	0.2406	F2	0.2600	0.2498
	0.2500	0.2414		0.2550	0.2506		0.2600	0.2598
	0.2550	0.2506		0.2600	0.2598		0.2650	0.2690
	0.2550	0.2406		0.2600	0.2498		0.2650	0.2590
D3	0.2500	0.2214	E3	0.2550	0.2306	F3	0.2600	0.2398
	0.2500	0.2314		0.2550	0.2406		0.2600	0.2498
	0.2550	0.2406		0.2600	0.2498		0.2650	0.2590
	0.2550	0.2306		0.2600	0.2398		0.2650	0.2490
D4	0.2500	0.2114	E4	0.2550	0.2206	F4	0.2600	0.2298
	0.2500	0.2214		0.2550	0.2306		0.2600	0.2398
	0.2550	0.2306		0.2600	0.2398		0.2650	0.2490
	0.2550	0.2206		0.2600	0.2298		0.2650	0.2390
D5	0.2500	0.2014	E5	0.2550	0.2106	F5	0.2600	0.2198
	0.2500	0.2114		0.2550	0.2206		0.2600	0.2298
	0.2550	0.2206		0.2600	0.2298		0.2650	0.2390
	0.2550	0.2106		0.2600	0.2198		0.2650	0.2290
D6	0.2500	0.1914	E6	0.2550	0.2006	F6	0.2600	0.2098
	0.2500	0.2014		0.2550	0.2106		0.2600	0.2198
	0.2550	0.2106		0.2600	0.2198		0.2650	0.2290
	0.2550	0.2006		0.2600	0.2098		0.2650	0.2190
D7	0.2500	0.1814	E7	0.2550	0.1906	F7	0.2600	0.1998
	0.2500	0.1914		0.2550	0.2006		0.2600	0.2098
	0.2550	0.2006		0.2600	0.2098		0.2650	0.2190
	0.2550	0.1906		0.2600	0.1998		0.2650	0.2090
D8	0.2500	0.1714	E8	0.2550	0.1806	F8	0.2600	0.1898
	0.2500	0.1814		0.2550	0.1906		0.2600	0.1998
	0.2550	0.1906		0.2600	0.1998		0.2650	0.2090
	0.2550	0.1806		0.2600	0.1898		0.2650	0.1990
D9	0.2500	0.1614	E9	0.2550	0.1706	F9	0.2600	0.1798
	0.2500	0.1714		0.2550	0.1806		0.2600	0.1898
	0.2550	0.1806		0.2600	0.1898		0.2650	0.1990
	0.2550	0.1706		0.2600	0.1798		0.2650	0.1890

Bin	CIE_x	CIE_y	Bin	CIE_x	CIE_y	Bin	CIE_x	CIE_y	Bin	CIE_x	CIE_y	Bin	CIE_x	CIE_y	Bin	CIE_x	CIE_y					
G2	0.2650	0.2590	H2	0.2700	0.2682	I2	0.2750	0.2774	J2	0.2800	0.2866	K2	0.2850	0.2958	L2	0.2900	0.3050	M2	0.2950	0.3142		
	0.2650	0.2690		0.2700	0.2782		0.2750	0.2874		0.2800	0.2966		0.2850	0.3058		0.2900	0.3150		0.2950	0.3242		
	0.2700	0.2782		0.2750	0.2874		0.2800	0.2966		0.2850	0.2958		0.2900	0.3050		0.2950	0.3142		0.3000	0.3234		
G3	0.2700	0.2682	H3	0.2750	0.2774	I3	0.2800	0.2866	J3	0.2850	0.2958	K3	0.2900	0.3050	L3	0.2950	0.3142	M3	0.3000	0.3234		
	0.2650	0.2490		0.2700	0.2582		0.2750	0.2674		0.2800	0.2766		0.2850	0.2858		0.2900	0.2950		0.2950	0.3042		
	0.2650	0.2590		0.2700	0.2682		0.2750	0.2774		0.2800	0.2866		0.2850	0.2958		0.2900	0.3050		0.2950	0.3142		
G4	0.2700	0.2682	H4	0.2750	0.2774	I4	0.2800	0.2866	J4	0.2850	0.2958	K4	0.2900	0.3050	L4	0.2950	0.3142	M4	0.3000	0.3234		
	0.2700	0.2582		0.2750	0.2674		0.2800	0.2766		0.2850	0.2858		0.2900	0.2950		0.2950	0.3042		0.3000	0.3134		
	0.2650	0.2482		0.2700	0.2574		0.2800	0.2666		0.2850	0.2758		0.2900	0.2850		0.2950	0.2942		0.3000	0.3034		
G5	0.2650	0.2290	H5	0.2700	0.2382	I5	0.2750	0.2474	J5	0.2800	0.2566	K5	0.2850	0.2658	L5	0.2900	0.2750	M5	0.2950	0.2842		
	0.2650	0.2390		0.2700	0.2482		0.2750	0.2574		0.2800	0.2666		0.2850	0.2758		0.2900	0.2850		0.2950	0.2942	0.3000	0.3034
	0.2700	0.2482		0.2750	0.2574		0.2800	0.2666		0.2850	0.2758		0.2900	0.2850		0.2950	0.2942		0.3000	0.2934		
G6	0.2700	0.2382	H6	0.2750	0.2474	I6	0.2800	0.2566	J6	0.2850	0.2658	K6	0.2900	0.2750	L6	0.2950	0.2842	M6	0.3000	0.2934		
	0.2650	0.2190		0.2700	0.2282		0.2750	0.2374		0.2800	0.2466		0.2850	0.2558		0.2900	0.2650		0.2950	0.2742	0.3000	0.2834
	0.2650	0.2290		0.2700	0.2382		0.2750	0.2474		0.2800	0.2566		0.2850	0.2658		0.2900	0.2750		0.2950	0.2842	0.3000	0.2934
G7	0.2700	0.2382	H7	0.2750	0.2474	I7	0.2800	0.2566	J7	0.2850	0.2658	K7	0.2900	0.2750	L7	0.2950	0.2842	M7	0.3000	0.2934		
	0.2650	0.2090		0.2700	0.2182		0.2750	0.2274		0.2800	0.2366		0.2850	0.2458		0.2900	0.2550		0.2950	0.2642	0.3000	0.2734
	0.2650	0.2190		0.2700	0.2282		0.2750	0.2374		0.2800	0.2466		0.2850	0.2558		0.2900	0.2650		0.2950	0.2742	0.3000	0.2834
G8	0.2700	0.2182	H8	0.2750	0.2274	I8	0.2800	0.2366	J8	0.2850	0.2458	K8	0.2900	0.2550	L8	0.2950	0.2642	M8	0.3000	0.2734		
	0.2700	0.2082		0.2700	0.2082		0.2750	0.2174		0.2800	0.2266		0.2850	0.2358		0.2900	0.2450		0.2950	0.2542	0.3000	0.2634
	0.2650	0.2090		0.2700	0.2182		0.2750	0.2274		0.2800	0.2366		0.2850	0.2458		0.2900	0.2550		0.2950	0.2642	0.3000	0.2734
G9	0.2700	0.2082	H9	0.2750	0.2174	I9	0.2800	0.2266	J9	0.2850	0.2358	K9	0.2900	0.2450	L9	0.2950	0.2542	M9	0.3000	0.2634		
	0.2650	0.1890		0.2700	0.1982		0.2750	0.2074		0.2800	0.2166		0.2850	0.2258		0.2900	0.2350		0.2950	0.2442	0.3000	0.2534
	0.2650	0.1990		0.2700	0.2082		0.2750	0.2174		0.2800	0.2266		0.2850	0.2358		0.2900	0.2450		0.2950	0.2542	0.3000	0.2634
0.2700	0.2082	0.2750	0.2174	0.2800	0.2266	0.2850	0.2358	0.2900	0.2450	0.2950	0.2542	0.3000	0.2634	0.3000	0.2734							
0.2700	0.1982	0.2750	0.2074	0.2800	0.2166	0.2850	0.2258	0.2900	0.2350	0.2950	0.2442	0.3000	0.2534	0.3000	0.2634							

Bin Code of Chromaticity Coordinates

Bin	CIE_x	CIE_y	Bin	CIE_x	CIE_y	Bin	CIE_x	CIE_y	Bin	CIE_x	CIE_y	Bin	CIE_x	CIE_y
51	0.2507	0.2228	61	0.2575	0.2269	71	0.2585	0.2378	81	0.2653	0.2419	91	0.2692	0.2494
	0.2536	0.2194		0.2546	0.2303		0.2614	0.2344		0.2624	0.2453		0.2663	0.2528
	0.2575	0.2269		0.2585	0.2378		0.2653	0.2419		0.2663	0.2528		0.2702	0.2603
	0.2546	0.2303		0.2614	0.2344		0.2624	0.2453		0.2692	0.2494		0.2731	0.2569
52	0.2536	0.2194	62	0.2604	0.2235	72	0.2614	0.2344	82	0.2682	0.2385	92	0.2721	0.2460
	0.2565	0.2160		0.2575	0.2269		0.2643	0.2310		0.2653	0.2419		0.2692	0.2494
	0.2604	0.2235		0.2614	0.2344		0.2682	0.2385		0.2692	0.2494		0.2731	0.2569
	0.2575	0.2269		0.2643	0.2310		0.2653	0.2419		0.2721	0.2460		0.2760	0.2535
53	0.2565	0.2160	63	0.2633	0.2201	73	0.2643	0.2310	83	0.2711	0.2351	93	0.2750	0.2426
	0.2594	0.2126		0.2604	0.2235		0.2672	0.2276		0.2682	0.2385		0.2721	0.2460
	0.2633	0.2201		0.2643	0.2310		0.2711	0.2351		0.2721	0.2460		0.2760	0.2535
	0.2604	0.2235		0.2672	0.2276		0.2682	0.2385		0.2750	0.2426		0.2789	0.2501
54	0.2594	0.2126	64	0.2662	0.2167	74	0.2672	0.2276	84	0.2740	0.2317	94	0.2779	0.2392
	0.2623	0.2092		0.2633	0.2201		0.2701	0.2242		0.2711	0.2351		0.2779	0.2392
	0.2662	0.2167		0.2672	0.2276		0.2740	0.2317		0.2711	0.2351		0.2779	0.2392
	0.2633	0.2201		0.2701	0.2242		0.2740	0.2317		0.2711	0.2351		0.2779	0.2392
55	0.2623	0.2092	65	0.2691	0.2133	75	0.2701	0.2242	85	0.2769	0.2283	95	0.2808	0.2358
	0.2652	0.2058		0.2662	0.2167		0.2730	0.2208		0.2740	0.2317		0.2779	0.2392
	0.2691	0.2133		0.2701	0.2242		0.2769	0.2283		0.2740	0.2317		0.2808	0.2358
	0.2662	0.2167		0.2730	0.2208		0.2740	0.2317		0.2740	0.2317		0.2808	0.2358
56	0.2652	0.2058	66	0.2720	0.2099	76	0.2730	0.2208	86	0.2798	0.2249	96	0.2837	0.2324
	0.2681	0.2024		0.2691	0.2133		0.2759	0.2174		0.2769	0.2283		0.2798	0.2249
	0.2720	0.2099		0.2730	0.2208		0.2798	0.2249		0.2798	0.2249		0.2837	0.2324
	0.2691	0.2133		0.2759	0.2174		0.2769	0.2283		0.2769	0.2283		0.2837	0.2324
57	0.2681	0.2024	67	0.2749	0.2065	77	0.2759	0.2174	87	0.2827	0.2215	97	0.2866	0.2290
	0.2710	0.1990		0.2720	0.2099		0.2788	0.2140		0.2798	0.2249		0.2837	0.2324
	0.2749	0.2065		0.2759	0.2174		0.2827	0.2215		0.2837	0.2324		0.2866	0.2290
	0.2720	0.2099		0.2788	0.2140		0.2798	0.2249		0.2866	0.2290		0.2905	0.2365
58	0.2710	0.1990	68	0.2778	0.2031	78	0.2788	0.2140	88	0.2856	0.2181	98	0.2895	0.2256
	0.2739	0.1956		0.2749	0.2065		0.2817	0.2106		0.2827	0.2215		0.2866	0.2290
	0.2778	0.2031		0.2788	0.2140		0.2856	0.2181		0.2866	0.2290		0.2905	0.2365
	0.2749	0.2065		0.2817	0.2106		0.2827	0.2215		0.2895	0.2256		0.2934	0.2331

Luminous Flux

Unit : lm

Bin	Min.	Max.
L11	11.00	12.00
L12	12.00	13.00
L13	13.00	14.00
L14	14.00	15.00
L15	15.00	16.00
L16	16.00	17.00
L17	17.00	18.00
L18	18.00	19.00
L19	19.00	20.00
L20	20.00	21.00
L21	21.00	22.00

Note: Tolerance of Luminous Intensity: ±7%.

V_F (Forward Voltage Spec. Setup)

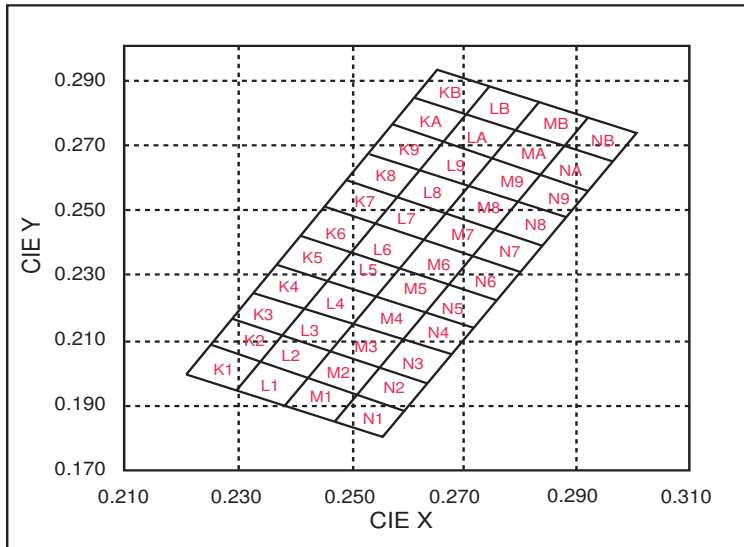
Unit : V

Groups					Bin	Min.	Max.	
K	H	E	Q	F	Y	4-2-3	2.7	2.8
						5-1-3	2.8	2.9
						5-2-3	2.9	3.0
						6-1-3	3.0	3.1
						6-2-3	3.1	3.2
						7-1-3	3.2	3.3
						7-2-3	3.3	3.4

TECHNICAL DATA

SMD LED (62 SERIES) BRIGHTNESS BIN SELECTION

Chromaticity Diagram



Bin Code of Chromaticity Coordinates

Bin	CIE_x	CIE_y	Bin	CIE_x	CIE_y	Bin	CIE_x	CIE_y	Bin	CIE_x	CIE_y	Bin	CIE_x	CIE_y	Bin	CIE_x	CIE_y	Bin	CIE_x	CIE_y				
K1	0.2247	0.2082	K2	0.2288	0.2166	K3	0.2329	0.2250	K4	0.2457	0.2287	K5	0.2410	0.2419	K6	0.2451	0.2504	K7	0.2492	0.2588				
	0.2206	0.1997		0.2247	0.2082		0.2288	0.2166		0.2416	0.2202		0.2370	0.2335		0.2410	0.2419		0.2451	0.2504				
	0.2293	0.1949		0.2334	0.2034		0.2375	0.2118		0.2329	0.2250		0.2370	0.2335		0.2497	0.2371		0.2538	0.2456	0.2579	0.2540		
	0.2334	0.2034		0.2375	0.2118		0.2416	0.2202		0.2370	0.2335		0.2497	0.2371		0.2538	0.2456		0.2579	0.2540				
L1	0.2334	0.2034	L2	0.2375	0.2118	L3	0.2416	0.2202	L4	0.2544	0.2239	L5	0.2497	0.2371	L6	0.2538	0.2456	L7	0.2579	0.2540				
	0.2293	0.1949		0.2334	0.2034		0.2375	0.2118		0.2503	0.2154		0.2457	0.2287		0.2497	0.2371		0.2538	0.2456	0.2579	0.2540		
	0.2380	0.1901		0.2421	0.1986		0.2462	0.2070		0.2416	0.2202		0.2544	0.2239		0.2497	0.2371		0.2538	0.2456	0.2579	0.2540		
	0.2421	0.1986		0.2462	0.2070		0.2503	0.2154		0.2457	0.2287		0.2544	0.2239		0.2497	0.2371		0.2538	0.2456	0.2579	0.2540		
M1	0.2421	0.1986	M2	0.2462	0.2070	M3	0.2503	0.2154	M4	0.2631	0.2191	M5	0.2584	0.2323	M6	0.2625	0.2408	M7	0.2666	0.2492				
	0.2380	0.1901		0.2421	0.1986		0.2462	0.2070		0.2590	0.2106		0.2544	0.2239		0.2497	0.2371		0.2538	0.2456	0.2579	0.2540		
	0.2467	0.1853		0.2508	0.1938		0.2549	0.2022		0.2503	0.2154		0.2631	0.2191		0.2584	0.2323		0.2625	0.2408	0.2666	0.2492		
	0.2508	0.1938		0.2549	0.2022		0.2590	0.2106		0.2544	0.2239		0.2631	0.2191		0.2584	0.2323		0.2625	0.2408	0.2666	0.2492		
N1	0.2508	0.1938	N2	0.2549	0.2022	N3	0.2590	0.2106	N4	0.2718	0.2143	N5	0.2671	0.2275	N6	0.2712	0.2360	N7	0.2753	0.2444				
	0.2467	0.1853		0.2508	0.1938		0.2549	0.2022		0.2590	0.2106		0.2677	0.2058		0.2631	0.2191		0.2671	0.2275	0.2712	0.2360	0.2753	0.2444
	0.2554	0.1805		0.2595	0.1890		0.2636	0.1974		0.2590	0.2106		0.2677	0.2058		0.2631	0.2191		0.2671	0.2275	0.2712	0.2360	0.2753	0.2444
	0.2595	0.1890		0.2636	0.1974		0.2677	0.2058		0.2631	0.2191		0.2677	0.2058		0.2631	0.2191		0.2671	0.2275	0.2712	0.2360	0.2753	0.2444

Bin	CIE_x	CIE_y	Bin	CIE_x	CIE_y	Bin	CIE_x	CIE_y	Bin	CIE_x	CIE_y
K8	0.2533	0.2672	K9	0.2574	0.2757	KA	0.2615	0.2842	KB	0.2656	0.2927
	0.2492	0.2588		0.2533	0.2672		0.2574	0.2757		0.2615	0.2842
	0.2579	0.2540		0.2620	0.2624		0.2661	0.2709		0.2702	0.2794
	0.2620	0.2624		0.2661	0.2709		0.2702	0.2794		0.2743	0.2879
L8	0.2620	0.2624	L9	0.2661	0.2709	LA	0.2702	0.2794	LB	0.2743	0.2879
	0.2579	0.2540		0.2620	0.2624		0.2661	0.2709		0.2702	0.2794
	0.2666	0.2492		0.2707	0.2576		0.2748	0.2661		0.2789	0.2746
	0.2707	0.2576		0.2748	0.2661		0.2789	0.2746		0.2830	0.2831
M8	0.2707	0.2576	M9	0.2748	0.2661	MA	0.2789	0.2746	MB	0.2830	0.2831
	0.2666	0.2492		0.2707	0.2576		0.2748	0.2661		0.2789	0.2746
	0.2753	0.2444		0.2794	0.2528		0.2835	0.2613		0.2876	0.2698
	0.2794	0.2528		0.2835	0.2613		0.2876	0.2698		0.2917	0.2783
N8	0.2794	0.2528	N9	0.2835	0.2613	NA	0.2876	0.2698	NB	0.2917	0.2783
	0.2753	0.2444		0.2794	0.2528		0.2835	0.2613		0.2876	0.2698
	0.2840	0.2396		0.2881	0.2480		0.2922	0.2565		0.2963	0.2650
	0.2881	0.2480		0.2922	0.2565		0.2963	0.2650		0.3004	0.2735

Luminous Flux

Unit : lm

1 lm / Bin									2 lm / Bin					
Bin	CIE_x	CIE_y	Bin	CIE_x	CIE_y	Bin	CIE_x	CIE_y	Bin	CIE_x	CIE_y	Bin	CIE_x	CIE_y
18	18	19	18	18	19	18	18	19	T18	18	20	T50	50	52
19	19	20	19	19	20	19	19	20	T20	20	22	T52	52	54
20	20	21	20	20	21	20	20	21	T22	22	24	T54	54	56
21	21	22	21	21	22	21	21	22	T24	24	26	T56	56	58
22	22	23	22	22	23	22	22	23	T26	26	28	T58	58	60
23	23	24	23	23	24	23	23	24	T28	28	30	T60	60	62
24	24	25	24	24	25	24	24	25	T30	30	32	T62	62	64
25	25	26	25	25	26	25	25	26	T32	32	34	T64	64	66
26	26	27	26	26	27	26	26	27	T34	34	36	T66	66	68
27	27	28	27	27	28	27	27	28	T36	36	38	T68	68	70
28	28	29	28	28	29	28	28	29	T38	38	40	T70	70	72
29	29	30	29	29	30	29	29	30	T40	40	42	T72	72	74
30	30	31	30	30	31	30	30	31	T42	42	44	T74	74	76
31	31	32	31	31	32	31	31	32	T44	44	46	T76	76	78
32	32	33	32	32	33	32	32	33	T46	46	48	T78	78	80
33	33	34	33	33	34	33	33	34	T48	48	50	T80	80	82

Note: Tolerance of Luminous Intensity: $\pm 7\%$.

V_F (Forward Voltage Spec. Setup)

Unit : V

Single Chip			Two Chips					
Bin	Min.	Max.	Parallel			Serial		
			Bin	Min.	Max.	Bin	Min.	Max.
A	2.9	3.0	PA	2.9	3.0	S8	5.8	6.0
B	3.0	3.1	PB	3.0	3.1	S9	6.0	6.2
C	3.1	3.2	PC	3.1	3.2	SA	6.2	6.4
D	3.2	3.3	PD	3.2	3.3	SB	6.4	6.6
E	3.3	3.4	PE	3.3	3.4	SC	6.6	6.8
F	3.4	3.5	PF	3.4	3.5	SD	6.8	7.0
G	3.5	3.6	PG	3.5	3.6	SE	7.0	7.2

Note: Tolerance of Forward Voltage: $\pm 0.05V$.

TECHNICAL DATA

LED LAMPs BRIGHTNESS BIN SELECTION

Brightness Bin Selection

Unit : mcd

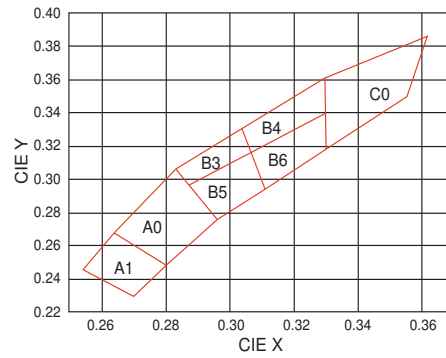
Item	Intensity Iv (mcd)	
Bin Code	Min.	Max.
a7	6.0	8.0
a6	8.0	10.0
a5	10.0	12.0
a4	12.0	15.0
a3	15.0	18.0
a2	18.0	22.0
a1	22.0	28.0
0	28.0	35.0
1	35.0	42.0
2	42.0	50.0
3	50.0	60.0
4	60.0	70.0
5	70.0	85.0
6	85.0	100
7	100	120
8	120	140
9	140	170
A	170	200
B	200	240
C	240	285
D	285	360
E	360	450
F	450	565
G	565	715
H	715	900
J	900	1,125
K	1,125	1,425
L	1,425	1,800
M	1,800	2,250
N	2,250	2,850
P	2,850	3,600
Q	3,600	4,500
R	4,500	5,650
S	5,650	7,150
T	7,150	9,000
U	9,000	11,250
V	11,250	14,250
W	14,250	18,000
X	18,000	22,500
Y	22,500	28,500
Z	28,500	36,000

Cool White / CIE Chromaticity Diagram

($I_f=20\text{mA}$ / $T_a=25^\circ\text{C}$)

Color Ranks		CIE			
A1	X	0.255	0.264	0.280	0.270
	Y	0.245	0.267	0.248	0.230
A0	X	0.264	0.283	0.296	0.280
	Y	0.267	0.305	0.267	0.248
B3	X	0.283	0.304	0.307	0.287
	Y	0.305	0.330	0.315	0.295
B4	X	0.304	0.330	0.330	0.307
	Y	0.330	0.360	0.339	0.315
B5	X	0.287	0.307	0.311	0.296
	Y	0.295	0.315	0.294	0.276
B6	X	0.307	0.330	0.330	0.311
	Y	0.315	0.339	0.318	0.294
C0	X	0.330	0.361	0.355	0.330
	Y	0.360	0.385	0.350	0.318

Note: Measurement uncertainty of the color coordinates ± 0.01 .

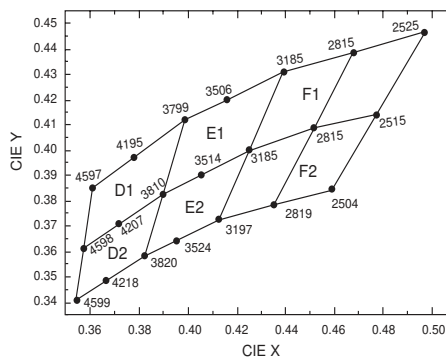


Warm White / CIE Chromaticity Diagram

($I_f=20\text{mA}$ / $T_a=25^\circ\text{C}$)

Color Ranks		CIE			
D1	X	0.357	0.361	0.398	0.389
	Y	0.361	0.385	0.411	0.382
D2	X	0.354	0.357	0.389	0.382
	Y	0.340	0.361	0.382	0.358
E1	X	0.389	0.398	0.439	0.425
	Y	0.382	0.411	0.431	0.400
E2	X	0.382	0.389	0.425	0.412
	Y	0.358	0.382	0.400	0.372
F1	X	0.425	0.439	0.497	0.477
	Y	0.400	0.431	0.466	0.413
F2	X	0.412	0.425	0.477	0.458
	Y	0.372	0.400	0.413	0.383

Note: Measurement uncertainty of the color coordinates ± 0.01 .

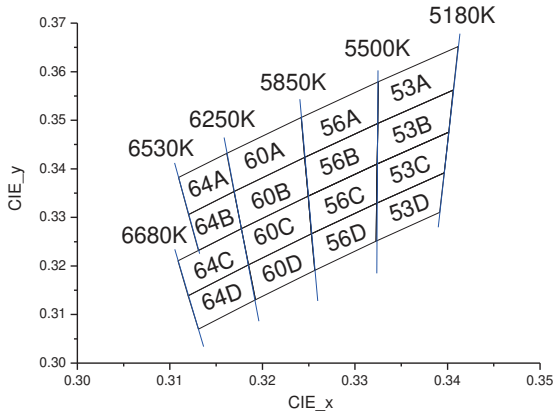


DIGITAL DISPLAY BRIGHTNESS BIN SELECTION

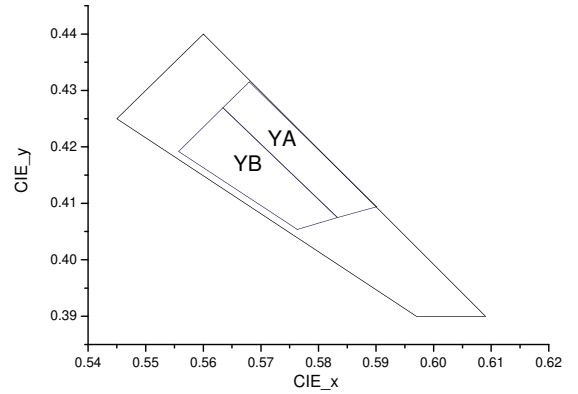
Bin Code	Brightness Range (μcd)	
	Min.	Max.
C	70	140
D	110	220
E	180	360
F	280	560
G	450	900
H	750	1200
J	1050	1680
K	1400	2300
L	2000	3200
M	2800	4500
N	4000	6400
P	5600	8900
Q	7800	12500
R	11000	17600
S	15000	24000
T	21000	34000
U	30000	48000
V	42000	67000
W	59000	94000
X	83000	133000
Y	116000	186000
Z	158800	254000

AUTOMOTIVE BIN SELECTION

Exterior White / Cool-White Bin Structure



Amber Bin Structure



Cool-White Bin Coordinates

Bin	CIE X	CIE Y	Bin	CIE X	CIE Y	Bin	CIE X	CIE Y
64A	0.3109	0.3382	60C	0.3177	0.3277	53A	0.3325	0.3579
	0.3161	0.3432		0.3249	0.3344		0.3412	0.3652
	0.3169	0.3353		0.3253	0.3266		0.3406	0.3562
	0.3120	0.3306		0.3185	0.3203		0.3325	0.3493
Reference Range: 6240~6530K			Reference Range: 5850~6240K			Reference Range: 5180~5500K		
64B	0.3120	0.3306	60D	0.3185	0.3203	53B	0.3325	0.3493
	0.3169	0.3353		0.3253	0.3266		0.3406	0.3562
	0.3177	0.3277		0.3256	0.3191		0.3401	0.3476
	0.3131	0.3232		0.3192	0.3131		0.3324	0.3410
Reference Range: 6240~6530K			Reference Range: 5850~6240K			Reference Range: 5180~5500K		
64C	0.3109	0.3211	56A	0.3242	0.3506	53C	0.3324	0.3410
	0.3177	0.3277		0.3325	0.3579		0.3401	0.3476
	0.3185	0.3203		0.3325	0.3493		0.3396	0.3392
	0.3120	0.3139		0.3246	0.3424		0.3323	0.3329
Reference Range: 6240~6680K			Reference Range: 5500~5850K			Reference Range: 5180~5500K		
64D	0.3120	0.3139	56B	0.3246	0.3424	53D	0.3323	0.3329
	0.3185	0.3203		0.3325	0.3493		0.3396	0.3392
	0.3192	0.3131		0.3324	0.3410		0.3392	0.3310
	0.3131	0.3070		0.3249	0.3344		0.3323	0.3251
Reference Range: 6240~6680K			Reference Range: 5500~5850K			Reference Range: 5180~5500K		
60A	0.3161	0.3432	56C	0.3249	0.3344			
	0.3242	0.3506		0.3324	0.3410			
	0.3246	0.3424		0.3323	0.3329			
	0.3169	0.3353		0.3253	0.3266			
Reference Range: 5850~6240K			Reference Range: 5500~5850K					
60B	0.3169	0.3353	56D	0.3253	0.3266			
	0.3246	0.3424		0.3323	0.3329			
	0.3249	0.3344		0.3323	0.3251			
	0.3177	0.3277		0.3256	0.3191			
Reference Range: 5850~6240K			Reference Range: 5500~5850K					

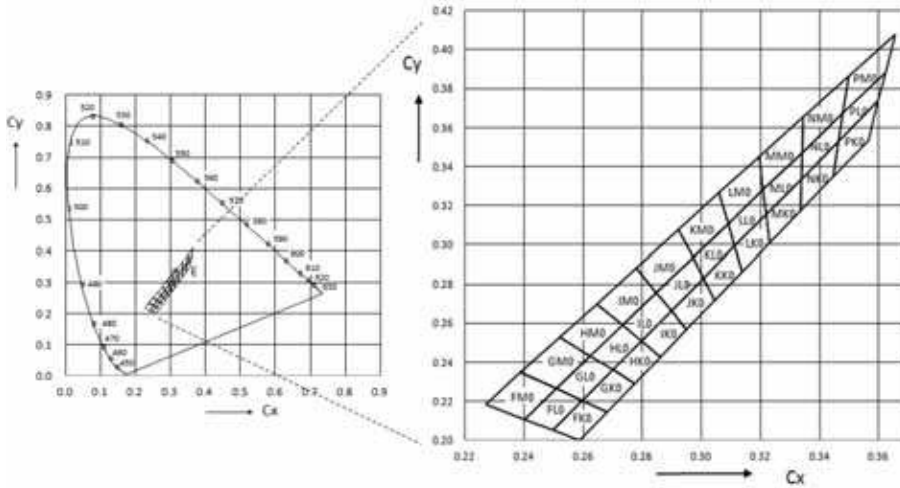
Amber Bin Coordinates

Bin	CIE X	CIE Y
YA	0.5680	0.4315
	0.5634	0.4269
	0.5833	0.4075
	0.5901	0.4094
YB	0.5763	0.4054
	0.5833	0.4075
	0.5634	0.4269
	0.5557	0.4192

TECHNICAL DATA

AUTOMOTIVE BIN SELECTION

Interior / White



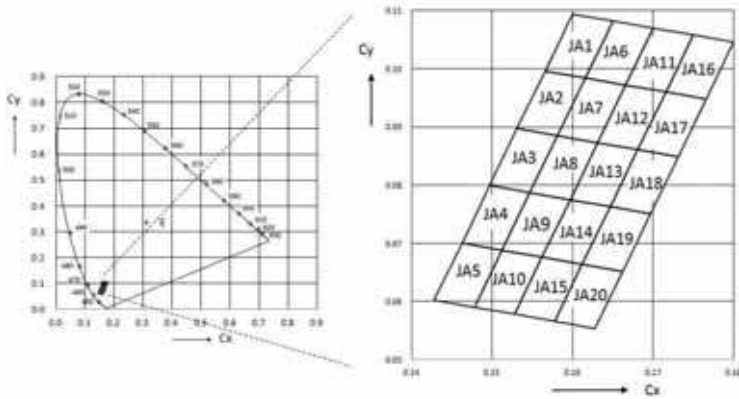
Bin Range of Chromaticity Coordinates Specifications

Bin Code	CIE X	CIE Y	Bin Code	CIE X	CIE Y	Bin Code	CIE X	CIE Y	Bin Code	CIE X	CIE Y
FK0	0.2589	0.2000	NK0	0.3339	0.3336	LL0	0.3113	0.2992	JM0	0.2848	0.2757
	0.2498	0.2053		0.3335	0.3172		0.3090	0.3108		0.2780	0.2883
	0.2597	0.2204		0.3447	0.3347		0.3209	0.3281		0.2922	0.3077
	0.2682	0.2146		0.3465	0.3530		0.3219	0.3154		0.2971	0.2935
GK0	0.2682	0.2146	PK0	0.3465	0.3530	ML0	0.3341	0.3472	KM0	0.2971	0.2935
	0.2597	0.2204		0.3447	0.3347		0.3209	0.3281		0.2922	0.3077
	0.2700	0.2361		0.3567	0.3535		0.3219	0.3154		0.3060	0.3266
	0.2775	0.2292		0.3599	0.3735		0.3339	0.3336		0.3090	0.3108
HK0	0.2775	0.2292	FL0	0.2498	0.2053	NL0	0.3341	0.3472	LM0	0.3090	0.3108
	0.2700	0.2361		0.2402	0.2108		0.3339	0.3336		0.3060	0.3266
	0.2797	0.2509		0.2509	0.2264		0.3465	0.3530		0.3196	0.3451
	0.2861	0.2427		0.2597	0.2204		0.3479	0.3673		0.3209	0.3281
IK0	0.2861	0.2427	GL0	0.2597	0.2204	PL0	0.3479	0.3673	MM0	0.3345	0.3654
	0.2797	0.2509		0.2509	0.2264		0.3465	0.3530		0.3196	0.3451
	0.2898	0.2664		0.2624	0.2431		0.3599	0.3735		0.3209	0.3281
	0.2950	0.2568		0.2700	0.2361		0.3623	0.3882		0.3341	0.3472
JK0	0.2950	0.2568	HL0	0.2700	0.2361	FM0	0.2388	0.2348	NM0	0.3345	0.3654
	0.2898	0.2664		0.2624	0.2431		0.2269	0.2185		0.3341	0.3472
	0.3007	0.2830		0.2733	0.2590		0.2402	0.2108		0.3479	0.3673
	0.3045	0.2717		0.2797	0.2509		0.2509	0.2264		0.3498	0.3863
KK0	0.3045	0.2717	ILO	0.2797	0.2509	GM0	0.2509	0.2264	PM0	0.3498	0.3863
	0.3007	0.2830		0.2733	0.2590		0.2388	0.2348		0.3479	0.3673
	0.3113	0.2992		0.2848	0.2757		0.2520	0.2527		0.3623	0.3882
	0.3138	0.2862		0.2898	0.2664		0.2624	0.2431		0.3655	0.4079
LK0	0.3138	0.2862	JL0	0.2898	0.2664	HM0	0.2624	0.2431			
	0.3113	0.2992		0.2848	0.2757		0.2530	0.2527			
	0.3219	0.3154		0.2971	0.2935		0.2646	0.2700			
	0.3231	0.3008		0.3007	0.2830		0.2733	0.2590			
MK0	0.3339	0.3336	KL0	0.3007	0.2830	IM0	0.2733	0.2590			
	0.3219	0.3154		0.2971	0.2935		0.2646	0.2700			
	0.3231	0.3008		0.3090	0.3108		0.2780	0.2883			
	0.3335	0.3172		0.3113	0.2992		0.2848	0.2757			

Notes: Tolerance of Chromaticity Coordinates: ±0.01

AUTOMOTIVE BIN SELECTION

Interior / Sky Blue

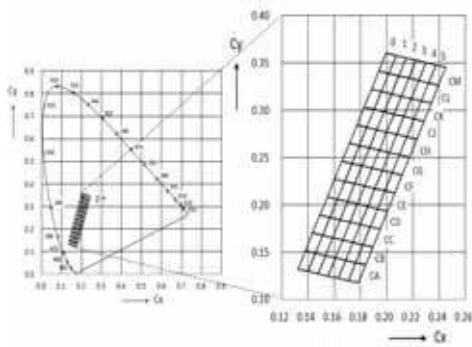


Bin Range of Chromaticity Coordinates Specifications

Bin Code	CIE X	CIE Y	Bin Code	CIE X	CIE Y	Bin Code	CIE X	CIE Y
JA1	0.1600	0.1094	JA9	0.1547	0.0787	JA17	0.1716	0.0960
	0.1650	0.1082		0.1597	0.0775		0.1766	0.0948
	0.1616	0.0984		0.1562	0.0676		0.1731	0.0849
	0.1566	0.0996		0.1512	0.0688		0.1681	0.0861
JA2	0.1566	0.0996	JA10	0.1512	0.0688	JA18	0.1681	0.0861
	0.1616	0.0984		0.1562	0.0676		0.1731	0.0849
	0.1581	0.0885		0.1528	0.0578		0.1697	0.0751
	0.1531	0.0897		0.1478	0.0590		0.1647	0.0763
JA3	0.1531	0.0897	JA11	0.1700	0.1070	JA19	0.1647	0.0763
	0.1581	0.0885		0.1750	0.1058		0.1697	0.0751
	0.1547	0.0787		0.1716	0.0960		0.1662	0.0652
	0.1497	0.0799		0.1666	0.0972		0.1612	0.0664
JA4	0.1497	0.0799	JA12	0.1666	0.0972	JA20	0.1612	0.0664
	0.1547	0.0787		0.1716	0.0960		0.1662	0.0652
	0.1512	0.0688		0.1681	0.0861		0.1628	0.0554
	0.1463	0.0700		0.1631	0.0873		0.1578	0.0566
JA5	0.1463	0.0700	JA13	0.1631	0.0873			
	0.1512	0.0688		0.1681	0.0861			
	0.1478	0.0590		0.1647	0.0763			
	0.1428	0.0602		0.1597	0.0775			
JA6	0.1650	0.1082	JA14	0.1597	0.0775			
	0.1700	0.1070		0.1647	0.0763			
	0.1666	0.0972		0.1612	0.0664			
	0.1616	0.0984		0.1562	0.0676			
JA7	0.1616	0.0984	JA15	0.1562	0.0676			
	0.1666	0.0972		0.1612	0.0664			
	0.1631	0.0873		0.1578	0.0566			
	0.1581	0.0885		0.1528	0.0578			
JA8	0.1581	0.0885	JA16	0.1750	0.1058			
	0.1631	0.0873		0.1800	0.1046			
	0.1597	0.0775		0.1766	0.0948			
	0.1547	0.0787		0.1716	0.0960			

AUTOMOTIVE BIN SELECTION

Interior / Ice Blue



Bin Range of Chromaticity Coordinates Specifications

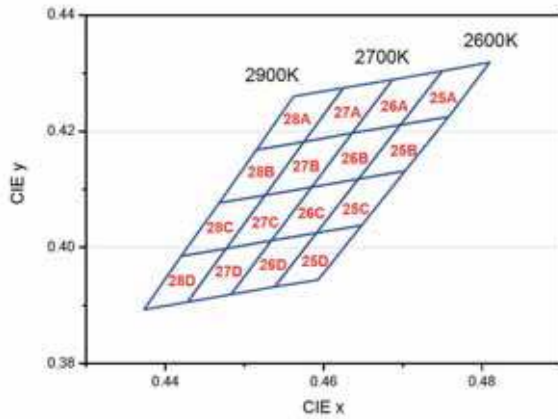
Bin Code	CIE X	CIE Y	Bin Code	CIE X	CIE Y
CM0	0.1940	0.3415	CL1	0.1960	0.3200
	0.1996	0.3605		0.2016	0.3390
	0.2072	0.3580		0.2092	0.3366
	0.2016	0.3390		0.2036	0.3176
CM1	0.2016	0.3390	CL2	0.2036	0.3176
	0.2072	0.3580		0.2092	0.3366
	0.2148	0.3556		0.2168	0.3341
	0.2092	0.3366		0.2112	0.3151
CM2	0.2092	0.3366	CL3	0.2112	0.3151
	0.2148	0.3556		0.2168	0.3341
	0.2224	0.3531		0.2244	0.3316
	0.2168	0.3341		0.2188	0.3126
CM3	0.2168	0.3341	CL4	0.2188	0.3126
	0.2224	0.3531		0.2244	0.3316
	0.2299	0.3506		0.2319	0.3291
	0.2244	0.3316		0.2264	0.3101
CM4	0.2244	0.3316	CL5	0.2264	0.3101
	0.2299	0.3506		0.2319	0.3291
	0.2375	0.3481		0.2395	0.3267
	0.2319	0.3291		0.2340	0.3077
CM5	0.2319	0.3291	CK0	0.1828	0.3035
	0.2375	0.3481		0.1884	0.3225
	0.2451	0.3457		0.1960	0.3200
	0.2395	0.3267		0.1904	0.3010
CL0	0.1884	0.3225	CK1	0.1904	0.3010
	0.1940	0.3415		0.1960	0.3200
	0.2016	0.3390		0.2036	0.3176
	0.1960	0.3200		0.1980	0.2986

Bin Code	CIE X	CIE Y	Bin Code	CIE X	CIE Y
CK2	0.1980	0.2986	CH1	0.1792	0.2630
	0.2036	0.3176		0.1848	0.2820
	0.2112	0.3151		0.1924	0.2796
	0.2056	0.2961		0.1869	0.2606
CK3	0.2056	0.2961	CH2	0.1869	0.2606
	0.2112	0.3151		0.1924	0.2796
	0.2188	0.3126		0.2000	0.2771
	0.2132	0.2936		0.1945	0.2581
CK4	0.2132	0.2936	CH3	0.1945	0.2581
	0.2188	0.3126		0.2000	0.2771
	0.2264	0.3101		0.2077	0.2746
	0.2208	0.2911		0.2021	0.2556
CK5	0.2208	0.2911	CH4	0.2021	0.2556
	0.2264	0.3101		0.2077	0.2746
	0.2340	0.3077		0.2153	0.2721
	0.2284	0.2887		0.2097	0.2531
CJ0	0.1772	0.2845	CH5	0.2097	0.2531
	0.1828	0.3035		0.2153	0.2721
	0.1904	0.3010		0.2229	0.2697
	0.1848	0.2820		0.2173	0.2507
CJ1	0.1848	0.2820	CG0	0.1660	0.2465
	0.1904	0.3010		0.1716	0.2655
	0.1980	0.2986		0.1792	0.2630
	0.1924	0.2796		0.1736	0.2440
CJ2	0.1924	0.2796	CG1	0.1736	0.2440
	0.1980	0.2986		0.1792	0.2630
	0.2056	0.2961		0.1869	0.2606
	0.2000	0.2771		0.1813	0.2416
CJ3	0.2000	0.2771	CG2	0.1813	0.2416
	0.2056	0.2961		0.1869	0.2606
	0.2132	0.2936		0.1945	0.2581
	0.2077	0.2746		0.1889	0.2391
CJ4	0.2077	0.2746	CG3	0.1889	0.2391
	0.2132	0.2936		0.1945	0.2581
	0.2208	0.2911		0.2021	0.2556
	0.2153	0.2721		0.1965	0.2366
CJ5	0.2153	0.2721	CG4	0.1965	0.2366
	0.2208	0.2911		0.2021	0.2556
	0.2284	0.2887		0.2097	0.2531
	0.2229	0.2697		0.2043	0.2341
CH0	0.1716	0.2655	CG5	0.2043	0.2341
	0.1772	0.2845		0.2097	0.2531
	0.1848	0.2820		0.2173	0.2507
	0.1792	0.2630		0.2118	0.2317

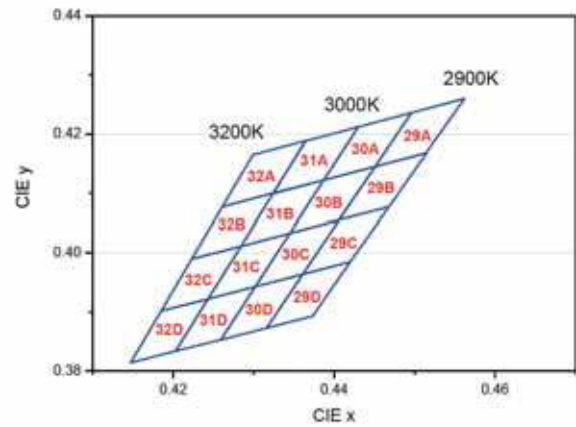
AUTOMOTIVE BIN SELECTION

Interior / 5630/2835

2700K



3000K

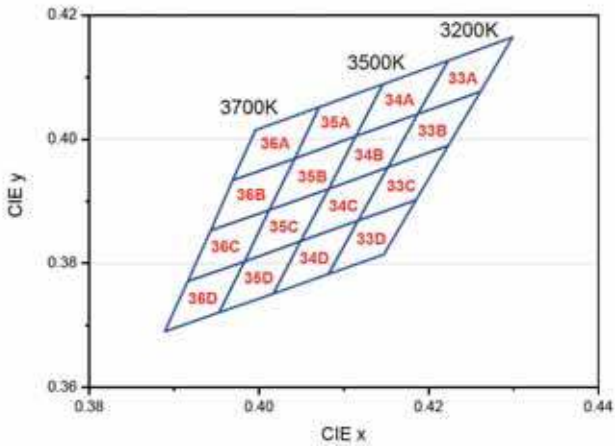


Bin Range of Chromaticity Coordinates Specifications

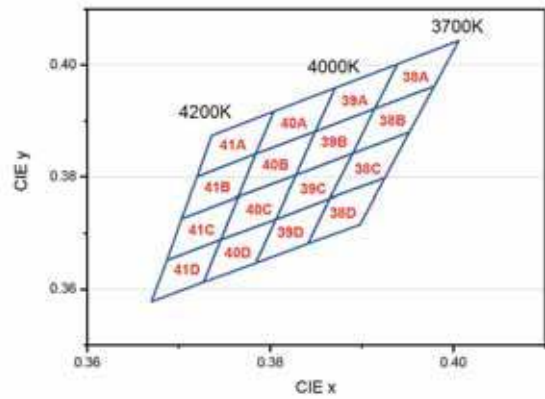
CCT	Bin Code	CIE X	CIE Y	Bin Code	CIE X	CIE Y
2700K	25A	0.4750	0.4304	25B	0.4697	0.4211
		0.4697	0.4211		0.4644	0.4118
		0.4758	0.4225		0.4703	0.4132
		0.4810	0.4319		0.4758	0.4225
	25C	0.4644	0.4118	25D	0.4591	0.4025
		0.4591	0.4025		0.4538	0.3932
		0.4648	0.4038		0.4593	0.3944
		0.4703	0.4132		0.4648	0.4038
	26A	0.4687	0.4289	26B	0.4636	0.4197
		0.4636	0.4197		0.4585	0.4104
		0.4697	0.4211		0.4644	0.4118
		0.4750	0.4304		0.4697	0.4211
	26C	0.4585	0.4104	26D	0.4534	0.4012
		0.4534	0.4012		0.4483	0.3919
		0.4591	0.4025		0.4538	0.3932
		0.4644	0.4118		0.4591	0.4025
	27A	0.4625	0.4275	27B	0.4575	0.4182
		0.4575	0.4182		0.4526	0.4090
		0.4636	0.4197		0.4585	0.4104
		0.4687	0.4289		0.4636	0.4197
	27C	0.4526	0.4090	27D	0.4477	0.3998
		0.4477	0.3998		0.4428	0.3906
		0.4534	0.4012		0.4483	0.3919
		0.4585	0.4104		0.4534	0.4012
	28A	0.4562	0.4260	28B	0.4515	0.4168
		0.4515	0.4168		0.4468	0.4077
		0.4575	0.4182		0.4526	0.4090
		0.4625	0.4275		0.4575	0.4182
28C	0.4468	0.4077	28D	0.4420	0.3985	
	0.4420	0.3985		0.4373	0.3893	
	0.4477	0.3998		0.4428	0.3906	
	0.4526	0.4090		0.4477	0.3998	

CCT	Bin Code	CIE X	CIE Y	Bin Code	CIE X	CIE Y
3000K	29A	0.4496	0.4236	29B	0.4451	0.4145
		0.4451	0.4145		0.4406	0.4055
		0.4514	0.4168		0.4468	0.4077
		0.4562	0.4260		0.4515	0.4168
	29C	0.4406	0.4055	29D	0.4361	0.3964
		0.4361	0.3964		0.4316	0.3873
		0.4420	0.3985		0.4373	0.3893
		0.4468	0.4077		0.4420	0.3985
	30A	0.4430	0.4212	30B	0.4387	0.4122
		0.4387	0.4122		0.4345	0.4033
		0.4451	0.4145		0.4406	0.4055
		0.4496	0.4236		0.4451	0.4145
	30C	0.4345	0.4033	30D	0.4302	0.3943
		0.4302	0.3943		0.4259	0.3853
		0.4361	0.3964		0.4316	0.3873
		0.4406	0.4055		0.4361	0.3964
	31A	0.4364	0.4188	31B	0.4324	0.4100
		0.4324	0.4099		0.4284	0.4011
		0.4387	0.4122		0.4345	0.4033
		0.4430	0.4212		0.4387	0.4122
	31C	0.4284	0.4011	31D	0.4302	0.3943
		0.4243	0.3922		0.4259	0.3853
		0.4302	0.3943		0.4203	0.3834
		0.4345	0.4033		0.4243	0.3922
32A	0.4299	0.4165	32B	0.4261	0.4077	
	0.4261	0.4077		0.4223	0.3990	
	0.4324	0.4100		0.4284	0.4011	
	0.4365	0.4189		0.4324	0.4100	
32C	0.4223	0.3990	32D	0.4243	0.3922	
	0.4185	0.3902		0.4203	0.3834	
	0.4243	0.3922		0.4147	0.3814	
	0.4284	0.4011		0.4185	0.3902	

3500K



4000K



Bin Range of Chromaticity Coordinates Specifications

Bin Range of Chromaticity Coordinates Specifications

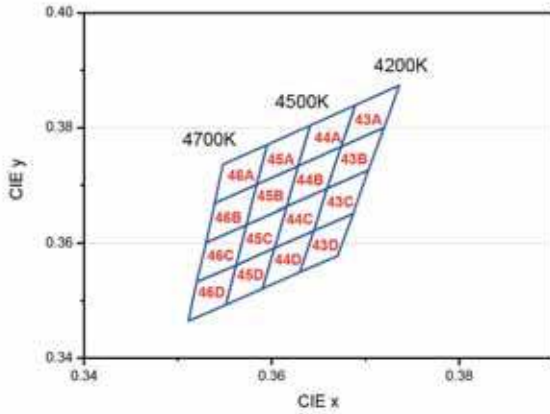
CCT	Bin Code	CIE X	CIE Y	Bin Code	CIE X	CIE Y
3500K	33A	0.4223	0.4127	33B	0.4187	0.4041
		0.4187	0.4041		0.4152	0.3955
		0.4261	0.4077		0.4223	0.3990
		0.4299	0.4165		0.4261	0.4077
	33C	0.4152	0.3955	33D	0.4117	0.3869
		0.4117	0.3869		0.4082	0.3783
		0.4185	0.3902		0.4147	0.3814
		0.4223	0.3990		0.4185	0.3902
	34A	0.4146	0.4089	34B	0.4114	0.4005
		0.4114	0.4005		0.4082	0.3920
		0.4187	0.4041		0.4152	0.3955
		0.4223	0.4127		0.4187	0.4041
	34C	0.4082	0.3920	34D	0.4049	0.3836
		0.4049	0.3836		0.4017	0.3751
		0.4117	0.3869		0.4082	0.3783
		0.4152	0.3955		0.4117	0.3869
	35A	0.4071	0.4052	35B	0.4042	0.3969
		0.4042	0.3969		0.4012	0.3886
		0.4114	0.4005		0.4082	0.3920
		0.4146	0.4089		0.4114	0.4005
	35C	0.4012	0.3886	35D	0.3983	0.3803
		0.3983	0.3803		0.3953	0.3721
		0.4049	0.3836		0.4017	0.3751
		0.4082	0.3920		0.4049	0.3836
	36A	0.3996	0.4015	36B	0.3969	0.3934
		0.3969	0.3934		0.3943	0.3853
		0.4042	0.3969		0.4012	0.3886
		0.4071	0.4052		0.4042	0.3969
36C	0.3943	0.3853	36D	0.3916	0.3771	
	0.3916	0.3771		0.3889	0.3690	
	0.3983	0.3803		0.3953	0.3721	
	0.4012	0.3886		0.3983	0.3803	

CCT	Bin Code	CIE X	CIE Y	Bin Code	CIE X	CIE Y
4000K	38A	0.3939	0.4002	38B	0.3914	0.3922
		0.3914	0.3922		0.3890	0.3842
		0.3979	0.3962		0.3952	0.3880
		0.4006	0.4044		0.3979	0.3962
	38C	0.3890	0.3842	38D	0.3865	0.3762
		0.3865	0.3762		0.3841	0.3682
		0.3925	0.3798		0.3898	0.3716
		0.3952	0.3880		0.3925	0.3798
	39A	0.3871	0.3959	39B	0.3849	0.3881
		0.3849	0.3881		0.3828	0.3803
		0.3914	0.3922		0.3890	0.3842
		0.3939	0.4002		0.3914	0.3922
	39C	0.3828	0.3803	39D	0.3806	0.3725
		0.3806	0.3725		0.3784	0.3647
		0.3865	0.3762		0.3841	0.3682
		0.3890	0.3842		0.3865	0.3762
	40A	0.3804	0.3917	40B	0.3784	0.3841
		0.3784	0.3841		0.3765	0.3765
		0.3849	0.3881		0.3828	0.3803
		0.3871	0.3959		0.3849	0.3881
	40C	0.3765	0.3765	40D	0.3746	0.3689
		0.3746	0.3689		0.3727	0.3613
		0.3806	0.3725		0.3784	0.3647
		0.3828	0.3803		0.3806	0.3725
	41A	0.3736	0.3874	41B	0.3720	0.3800
		0.3720	0.3800		0.3703	0.3726
		0.3784	0.3841		0.3765	0.3765
		0.3804	0.3917		0.3784	0.3841
41C	0.3703	0.3726	41D	0.3687	0.3652	
	0.3687	0.3652		0.3670	0.3578	
	0.3746	0.3689		0.3727	0.3613	
	0.3765	0.3765		0.3746	0.3689	

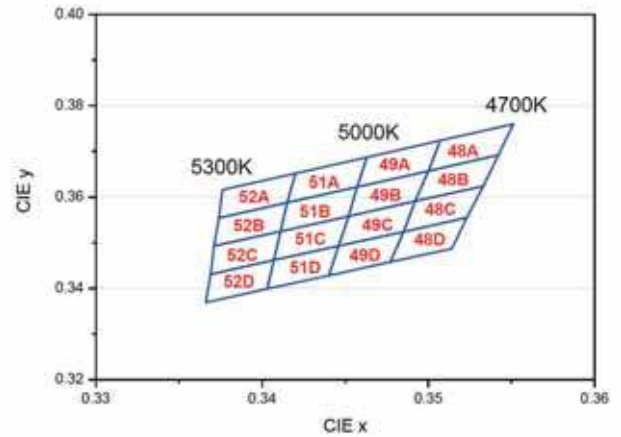
AUTOMOTIVE BIN SELECTION

Interior / 5630/2835

4500K

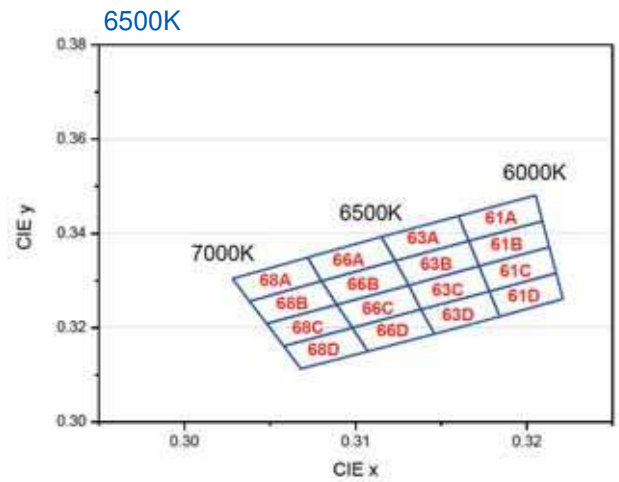
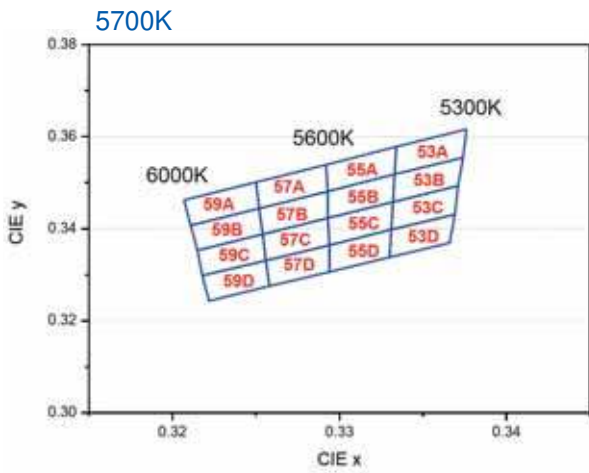


5000K



CCT	Bin Code	CIE X	CIE Y	Bin Code	CIE X	CIE Y
4500K	43A	0.3689	0.3839	43B	0.3674	0.3767
		0.3674	0.3767		0.3659	0.3694
		0.3720	0.3800		0.3703	0.3726
		0.3736	0.3874		0.3720	0.3800
	43C	0.3659	0.3694	43D	0.3645	0.3622
		0.3645	0.3622		0.3630	0.3550
		0.3687	0.3652		0.3670	0.3578
		0.3703	0.3726		0.3687	0.3652
	44A	0.3641	0.3804	44B	0.3628	0.3733
		0.3628	0.3733		0.3616	0.3663
		0.3674	0.3767		0.3659	0.3694
		0.3689	0.3839		0.3674	0.3767
	44C	0.3616	0.3663	44D	0.3603	0.3592
		0.3603	0.3592		0.3590	0.3521
		0.3645	0.3622		0.3630	0.3550
		0.3659	0.3694		0.3645	0.3622
	45A	0.3595	0.3770	45B	0.3584	0.3701
		0.3584	0.3701		0.3573	0.3632
		0.3628	0.3733		0.3616	0.3663
		0.3641	0.3804		0.3628	0.3733
	45C	0.3573	0.3632	45D	0.3562	0.3562
		0.3562	0.3562		0.3551	0.3493
		0.3603	0.3592		0.3590	0.3521
		0.3616	0.3663		0.3603	0.3592
46A	0.3548	0.3736	46B	0.3539	0.3668	
	0.3539	0.3668		0.3530	0.3601	
	0.3584	0.3701		0.3573	0.3632	
	0.3595	0.3770		0.3584	0.3701	
46C	0.3530	0.3601	46D	0.3520	0.3533	
	0.3520	0.3533		0.3511	0.3465	
	0.3562	0.3562		0.3551	0.3493	
	0.3573	0.3632		0.3562	0.3562	

CCT	Bin Code	CIE X	CIE Y	Bin Code	CIE X	CIE Y
5000K	48A	0.3507	0.3724	48B	0.3500	0.3657
		0.3500	0.3657		0.3492	0.3591
		0.3542	0.3692		0.3533	0.3624
		0.3551	0.3760		0.3542	0.3692
	48C	0.3492	0.3591	48D	0.3485	0.3524
		0.3485	0.3524		0.3477	0.3458
		0.3523	0.3555		0.3514	0.3487
		0.3533	0.3624		0.3523	0.3555
	49A	0.3463	0.3687	49B	0.3457	0.3622
		0.3457	0.3622		0.3452	0.3558
		0.3500	0.3657		0.3492	0.3591
		0.3507	0.3724		0.3500	0.3657
	49C	0.3452	0.3558	49D	0.3446	0.3493
		0.3446	0.3493		0.3440	0.3428
		0.3485	0.3524		0.3477	0.3458
		0.3492	0.3591		0.3485	0.3524
	51A	0.3420	0.3652	51B	0.3415	0.3588
		0.3415	0.3588		0.3411	0.3525
		0.3457	0.3622		0.3452	0.3558
		0.3463	0.3687		0.3457	0.3622
	51C	0.3411	0.3525	51D	0.3407	0.3462
		0.3407	0.3462		0.3403	0.3399
		0.3446	0.3493		0.3440	0.3428
		0.3452	0.3558		0.3446	0.3493
52A	0.3376	0.3616	52B	0.3374	0.3554	
	0.3374	0.3554		0.3371	0.3493	
	0.3415	0.3588		0.3411	0.3525	
	0.3420	0.3652		0.3415	0.3588	
52C	0.3371	0.3493	52D	0.3369	0.3431	
	0.3369	0.3431		0.3366	0.3369	
	0.3407	0.3462		0.3403	0.3399	
	0.3411	0.3525		0.3407	0.3462	



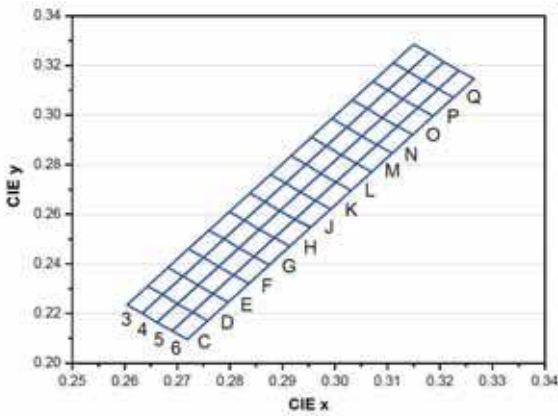
Bin Range of Chromaticity Coordinates Specifications

CCT	Bin Code	CIE X	CIE Y	Bin Code	CIE X	CIE Y
5700K	53A	0.3334	0.3578	53B	0.3333	0.3518
		0.3333	0.3518		0.3332	0.3458
		0.3374	0.3554		0.3371	0.3493
		0.3376	0.3616		0.3374	0.3554
	53C	0.3332	0.3458	53D	0.3331	0.3398
		0.3331	0.3398		0.3330	0.3338
		0.3369	0.3431		0.3366	0.3369
		0.3371	0.3493		0.3369	0.3431
	55A	0.3292	0.3539	55B	0.3293	0.3481
		0.3293	0.3481		0.3293	0.3423
		0.3333	0.3518		0.3332	0.3458
		0.3334	0.3578		0.3333	0.3518
	55C	0.3293	0.3423	55D	0.3294	0.3364
		0.3294	0.3364		0.3294	0.3306
		0.3331	0.3398		0.3330	0.3338
		0.3332	0.3458		0.3331	0.3398
	57A	0.3250	0.3501	57B	0.3252	0.3444
		0.3252	0.3444		0.3254	0.3388
		0.3293	0.3481		0.3293	0.3423
		0.3292	0.3539		0.3293	0.3481
	57C	0.3254	0.3388	57D	0.3256	0.3331
		0.3256	0.3331		0.3258	0.3275
		0.3294	0.3364		0.3294	0.3306
		0.3293	0.3423		0.3294	0.3364
	59A	0.3207	0.3462	59B	0.3211	0.3407
		0.3211	0.3407		0.3215	0.3353
		0.3252	0.3444		0.3254	0.3388
		0.3250	0.3501		0.3252	0.3444
	59C	0.3215	0.3353	59D	0.3218	0.3298
		0.3218	0.3298		0.3222	0.3243
		0.3256	0.3331		0.3258	0.3275
		0.3254	0.3388		0.3256	0.3331

CCT	Bin Code	CIE X	CIE Y	Bin Code	CIE X	CIE Y
6500K	61A	0.3160	0.3437	61B	0.3166	0.3384
		0.3166	0.3384		0.3172	0.3331
		0.3209	0.3426		0.3213	0.3371
		0.3205	0.3481		0.3209	0.3426
	61C	0.3172	0.3331	61D	0.3178	0.3277
		0.3178	0.3277		0.3184	0.3224
		0.3217	0.3316		0.3221	0.3261
		0.3213	0.3371		0.3217	0.3316
	63A	0.3115	0.3393	63B	0.3123	0.3342
		0.3123	0.3342		0.3131	0.3290
		0.3166	0.3384		0.3172	0.3331
		0.3160	0.3437		0.3166	0.3384
	63C	0.3131	0.3290	63D	0.3138	0.3239
		0.3138	0.3239		0.3146	0.3187
		0.3178	0.3277		0.3184	0.3224
		0.3172	0.3331		0.3178	0.3277
	66A	0.3072	0.3349	66B	0.3080	0.3299
		0.3080	0.3299		0.3089	0.3249
		0.3123	0.3342		0.3131	0.3290
		0.3115	0.3393		0.3123	0.3342
	66C	0.3089	0.3249	66D	0.3098	0.3200
		0.3098	0.3200		0.3107	0.3150
		0.3138	0.3239		0.3146	0.3187
		0.3131	0.3290		0.3138	0.3239
	68A	0.3028	0.3304	68B	0.3038	0.3256
		0.3038	0.3256		0.3048	0.3209
		0.3080	0.3299		0.3089	0.3249
		0.3072	0.3349		0.3080	0.3299
	68C	0.3048	0.3209	68D	0.3058	0.3161
		0.3058	0.3161		0.3068	0.3113
		0.3098	0.3200		0.3107	0.3150
		0.3089	0.3249		0.3098	0.3200

AUTOMOTIVE BIN SELECTION

Interior / Backlight




Bin Range of Chromaticity Coordinates Specifications

Bin Code	CIE X	CIE Y	Bin Code	CIE X	CIE Y
Q3	0.3140	0.3176	J3	0.2867	0.2651
	0.3111	0.3210		0.2838	0.2685
	0.3150	0.3285		0.2877	0.2760
	0.3179	0.3251		0.2906	0.2726
P3	0.3101	0.3101	Q4	0.3168	0.3139
	0.3072	0.3135		0.3140	0.3176
	0.3111	0.3210		0.3179	0.3251
	0.3140	0.3176		0.3207	0.3214
O3	0.3062	0.3026	P4	0.3129	0.3064
	0.3033	0.3060		0.3101	0.3101
	0.3072	0.3135		0.3140	0.3176
	0.3101	0.3101		0.3168	0.3139
N3	0.3023	0.2951	O4	0.3090	0.2989
	0.2994	0.2985		0.3062	0.3026
	0.3033	0.3060		0.3101	0.3101
	0.3062	0.3026		0.3129	0.3064
M3	0.2984	0.2876	N4	0.3051	0.2914
	0.2955	0.2910		0.3023	0.2951
	0.2994	0.2985		0.3062	0.3026
	0.3023	0.2951		0.3090	0.2989
L3	0.2945	0.2801	M4	0.3012	0.2839
	0.2916	0.2835		0.2984	0.2876
	0.2955	0.2910		0.3023	0.2951
	0.2984	0.2876		0.3051	0.2914
K3	0.2906	0.2726	L4	0.2973	0.2764
	0.2877	0.2760		0.2945	0.2801
	0.2916	0.2835		0.2984	0.2876
	0.2945	0.2801		0.3012	0.2839

Bin Code	CIE X	CIE Y	Bin Code	CIE X	CIE Y
K4	0.2934	0.2689	P6	0.3187	0.2996
	0.2906	0.2726		0.3158	0.3030
	0.2945	0.2801		0.3197	0.3105
	0.2973	0.2764		0.3226	0.3071
J4	0.2895	0.2614	O6	0.3148	0.2921
	0.2867	0.2651		0.3119	0.2955
	0.2906	0.2726		0.3158	0.3030
	0.2934	0.2689		0.3187	0.2996
Q5	0.3197	0.3105	N6	0.3109	0.2846
	0.3168	0.3139		0.3080	0.2880
	0.3207	0.3214		0.3119	0.2955
	0.3236	0.3180		0.3148	0.2921
P5	0.3158	0.3030	M6	0.3070	0.2771
	0.3129	0.3064		0.3041	0.2805
	0.3168	0.3139		0.3080	0.2880
	0.3197	0.3105		0.3109	0.2846
O5	0.3119	0.2955	L6	0.3031	0.2696
	0.3090	0.2989		0.3002	0.2730
	0.3129	0.3064		0.3041	0.2805
	0.3158	0.3030		0.3070	0.2771
N5	0.3080	0.2880	K6	0.2992	0.2621
	0.3051	0.2914		0.2963	0.2655
	0.3090	0.2989		0.3002	0.2730
	0.3119	0.2955		0.3031	0.2696
M5	0.3041	0.2805	J6	0.2953	0.2546
	0.3012	0.2839		0.2924	0.2580
	0.3051	0.2914		0.2963	0.2655
	0.3080	0.2880		0.2992	0.2621
L5	0.3002	0.2730	H3	0.2828	0.2576
	0.2973	0.2764		0.2799	0.2610
	0.3012	0.2839		0.2838	0.2685
	0.3041	0.2805		0.2867	0.2651
K5	0.2963	0.2655	G3	0.2789	0.2501
	0.2934	0.2689		0.2760	0.2535
	0.2973	0.2764		0.2799	0.2610
	0.3002	0.2730		0.2828	0.2576
J5	0.2924	0.2580	F3	0.2750	0.2426
	0.2895	0.2614		0.2721	0.2460
	0.2934	0.2689		0.2760	0.2535
	0.2963	0.2655		0.2789	0.2501
Q6	0.3226	0.3071	E3	0.2711	0.2351
	0.3197	0.3105		0.2682	0.2385
	0.3236	0.3180		0.2721	0.2460
	0.3265	0.3146		0.2750	0.2426

Bin Code	CIE X	CIE Y	Bin Code	CIE X	CIE Y
D3	0.2672	0.2276	E5	0.2768	0.2280
	0.2643	0.2310		0.2739	0.2314
	0.2682	0.2385		0.2778	0.2389
	0.2711	0.2351		0.2807	0.2355
C3	0.2633	0.2201	D5	0.2729	0.2205
	0.2604	0.2235		0.2700	0.2239
	0.2643	0.2310		0.2739	0.2314
	0.2672	0.2276		0.2768	0.2280
H4	0.2856	0.2539	C5	0.2690	0.2130
	0.2828	0.2576		0.2661	0.2164
	0.2867	0.2651		0.2700	0.2239
	0.2895	0.2614		0.2729	0.2205
G4	0.2817	0.2464	H6	0.2914	0.2471
	0.2789	0.2501		0.2885	0.2505
	0.2828	0.2576		0.2924	0.2580
	0.2856	0.2539		0.2953	0.2546
F4	0.2778	0.2389	G6	0.2875	0.2396
	0.2750	0.2426		0.2846	0.2430
	0.2789	0.2501		0.2885	0.2505
	0.2817	0.2464		0.2914	0.2471
E4	0.2739	0.2314	F6	0.2836	0.2321
	0.2711	0.2351		0.2807	0.2355
	0.2750	0.2426		0.2846	0.2430
	0.2778	0.2389		0.2875	0.2396
D4	0.2700	0.2239	E6	0.2797	0.2246
	0.2672	0.2276		0.2768	0.2280
	0.2711	0.2351		0.2807	0.2355
	0.2739	0.2314		0.2836	0.2321
C4	0.2661	0.2164	D6	0.2758	0.2171
	0.2633	0.2201		0.2729	0.2205
	0.2672	0.2276		0.2768	0.2280
	0.2700	0.2239		0.2797	0.2246
H5	0.2885	0.2505	C6	0.2719	0.2096
	0.2856	0.2539		0.2690	0.2130
	0.2895	0.2614		0.2729	0.2205
	0.2924	0.2580		0.2758	0.2171
G5	0.2846	0.2430			
	0.2817	0.2464			
	0.2856	0.2539			
	0.2885	0.2505			
F5	0.2807	0.2355			
	0.2778	0.2389			
	0.2817	0.2464			
	0.2846	0.2430			



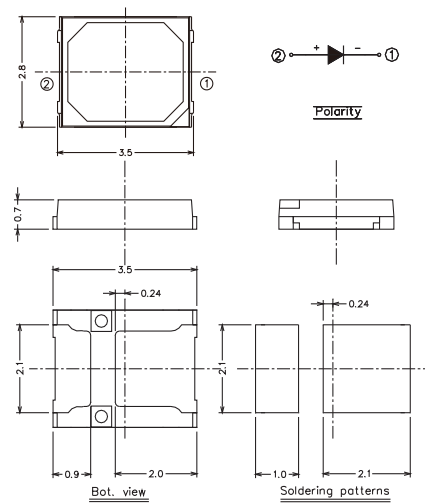
VISIBLE LED

- 50** COLOR
- 55** HIGH POWER
- 57** DRIVER ON BOARD
- 60** Filament
- 61** Low Middle Power LED
- 79** UV
- 84** Flash LED
- 90** SMD LED
- 121** LED Lamps
- 133** LED Digital Displays
- 147** Signage LED
- 153** Automotive LED
- 166** Backlighting LED

Color | 2835



UNIT : mm

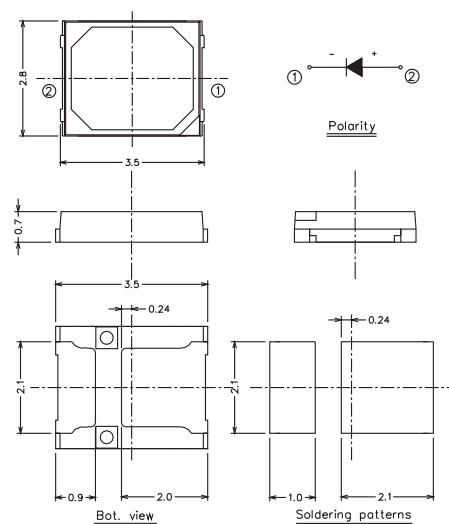


2835 / 0.2W / 60mA

Product	Size (LxWxHmm)	Forward Voltage (V)	Forward Current (mA)	Color	Wavelength / CCT (nm) (K)	Luminous Flux / Radiometric Power (lm/mW)
67-21S/B3C-D4555D5D72936Z6/2T	2.8x3.5x0.7	2.9-3.6	60mA	Royal Blue	445-455nm	2.5lm
67-21S/NDR2C-P5080B2C12029Z6/2T	2.8x3.5x0.7	2.0-2.9	60mA	Deep Red	650-680nm	40lm
67-21S/NFR2C-P2050A3B21522Z6/2T	2.8x3.5x0.7	1.5-2.2	60mA	Far Red	720-750nm	15lm
67-21S/G1C-D1530D5D83039Z2/2T	2.8x3.5x0.7	3.0-3.9	60mA	Green	515-530nm	2.5lm




UNIT : mm



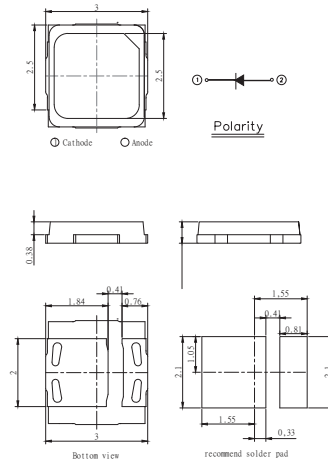
2835 / 0.5W / 150mA

Product	Size (LxWxHmm)	Forward Voltage (V)	Forward Current (mA)	Color	Wavelength / CCT (nm) (K)	Luminous Flux / Radiometric Power (lm/mW)
67-21S/NB3C-D4555B4L12835Z15/2T	2.8x3.5x0.7	2.8~3.5	150mA	Royal Blue	445-455nm	7.0lm
67-21S/NDR3C-P5080C1C51827Z15/2T	2.8x3.5x0.7	1.8~2.7	150mA	Deep Red	650-680nm	80mW
67-21S/NFR3C-P2050B2C41829Z15/2T	2.8x3.5x0.7	1.8~2.9	150mA	Far Red	720-750nm	40mW
67-21S/RK3C-P5080C1C52834Z15/2T	2.8x3.5x0.7	2.8~3.4	150mA	Deep Red	640-670nm	80mW

Color | XI3030



UNIT : mm



Color

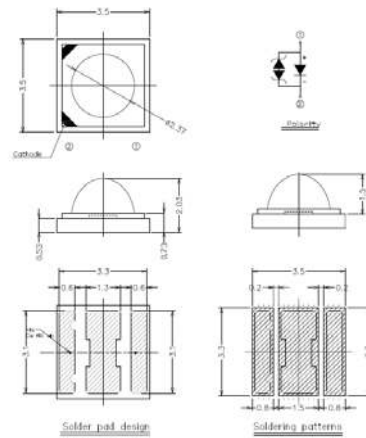
XI3030 / 0.5W / 150mA

Product	Size (LxWxHmm)	Forward Voltage (V)	Forward Current (mA)	Color	Wavelength / CCT (nm) (K)	Luminous Flux / Radiometric Power (lm/mW)
XI3030P/B3C-D5060T2T625312Z15/2N	3.0x3.0x0.63	2.5~3.1	150	● Royal Blue	450-460nm	190mW
XI3030P/D3C-P4575S1S621271Z15/2N	3.0x3.0x0.63	2.1~2.7	150	● Deep Red	645-675nm	100mW
XI3030P/F3C-P1545R5S115251Z15/2N	3.0x3.0x0.63	1.4~2.5	150	● Far Red	715-745nm	70mW

Color | Shwo/Monochromatic LED



UNIT : mm



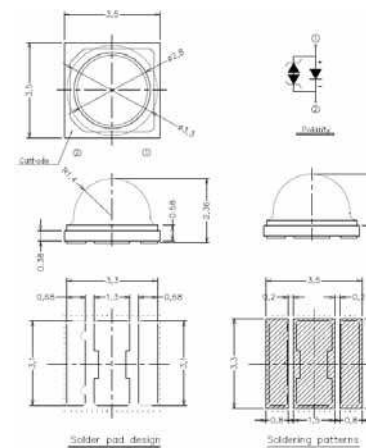
3535 / 1W / 350mA

Product	Size (LxWxHmm)	Forward Voltage (V)	Forward Current (mA)	Color	Wavelength / CCT (nm) (K)	Luminous Flux / Radiometric Power (lm/mW)
ELSW-Q91F1-0LPNM-AF3F8	3.5x3.5x2.03	1.75-2.95	350	● Far Red	715-745nm	275mW
ELSW-R21E1-0EPNM-AD3D8	3.5x3.5x2.03	1.75-2.95	350	● Deep Red	645-675nm	380mW
ELSW-RA1E1-0LPNM-AD3D8	3.5x3.5x2.03	1.75-2.95	350	● Deep Red	645-675nm	420mW
ELSW-R51L1-0EPNM-CB4B6	3.5x3.5x2.03	2.65-3.85	350	● Royal Blue	445-460nm	530mW

• Above spec is based on 85°C



UNIT : mm



3535 / 1W / 350mA

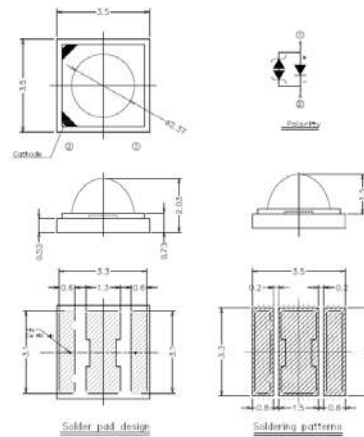
Product	Size (LxWxHmm)	Forward Voltage (V)	Forward Current (mA)	Color	Wavelength / CCT (nm) (K)	Luminous Flux / Radiometric Power (lm/mW)
ELSWF-R61L1-6FPNM-CB4B6	3.5x3.5x2.36	2.65-3.85	350	● Royal Blue	445-460nm	600mW

• Above spec is based on 85°C

Color ■ Shwo/Monochromatic LED



UNIT : mm

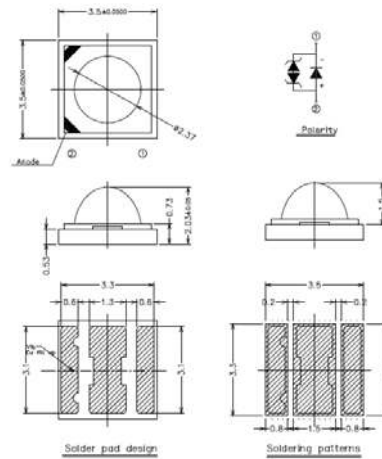


3535 / 1W / 350mA

Product	Size (LxWxHmm)	Forward Voltage (V)	Forward Current (mA)	Color	Wavelength / CCT (nm) (K)	Luminous Flux / Radiometric Power (lm/mW)
ELSW-J31G1-0LPNM-CG1G2	3.5x3.5x2.03	2.65-3.85	350	● Green	520~530nm	120lm
ELSW-J31G1-0LPNM-CG2G3	3.5x3.5x2.03	2.65-3.85	350	● Green	525~535nm	120lm
ELSW-E91B1-0LPNM-CB7B8	3.5x3.5x2.03	2.65-3.85	350	● Blue	460~470nm	23lm
ELSW-F11B1-0LPNM-CB8B9	3.5x3.5x2.03	2.65-3.85	350	● Blue	465~475nm	27lm
ELSW-F21B1-0LPNM-CBABB	3.5x3.5x2.03	2.65-3.85	350	● Blue	475~485nm	33lm



UNIT : mm



3535 / 1W / 350mA

Product	Size (LxWxHmm)	Forward Voltage (V)	Forward Current (mA)	Color	Wavelength / CCT (nm) (K)	Luminous Flux / Radiometric Power (lm/mW)
ELSW-F61R1-0PPNM-AR5R6	3.5x3.5x2.03	1.75-2.95	350	● Red	620~630nm	60lm
ELSW-F91O1-0EPNM-AR3R4	3.5x3.5x2.03	1.75-2.95	350	● Orange	610~620nm	90lm
ELSW-F61Y1-0EPNM-AA3A6	3.5x3.5x2.03	1.75-2.95	350	● Amber	585~595nm	60lm

Color | DOB



UNIT : mm



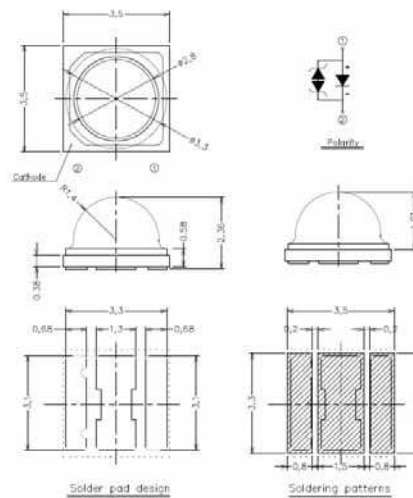
DOB

Product	Size (LxWxHmm)	Forward Voltage (V)	Forward Current (mA)	Color	Wavelength / CCT (nm) (K)	Luminous Flux / Radiometric Power (lm/mW)
TSAN562P-M-A000-DC011-0001T	560x20	24~36	350/900	Blue+Deep Red	450+660nm	8800/25000mW

High power | Shwo (F)



UNIT : mm



1W / 3V / 350mA

Product	Size (LxWxHmm)	Forward Voltage(V)	Forward Current(mA)	Color	CCT (K)	Luminous Flux (Min.)	Luminous Flux (TYP)	CRI (min.)
ELSWF-JJ1C1-6FPGS-C6500	3.5x3.5x2.36	2.65~3.55	350	○ Cool White	6500K	158	169	70
ELSWF-JJ1C1-6FPGS-C5700	3.5x3.5x2.36	2.65~3.55	350	○ Cool White	5700K	158	169	70
ELSWF-JJ1C1-6FPGS-C5000	3.5x3.5x2.36	2.65~3.55	350	○ Cool White	5000K	158	169	70
ELSWF-J71N1-6FPGS-C4000	3.5x3.5x2.36	2.65~3.55	350	○ Neutral White	4000K	145	155	70
ELSWF-J61M1-6FPGS-C3500	3.5x3.5x2.36	2.65~3.55	350	● Warm White	3500K	135	146	70
ELSWF-J61M1-6FPGS-C3000	3.5x3.5x2.36	2.65~3.55	350	● Warm White	3000K	135	146	70
ELSWF-J61M1-6FPGS-C2700	3.5x3.5x2.36	2.65~3.55	350	● Warm White	2700K	135	146	70

• Above spec is based on 85°C

3W / 3V / 700mA

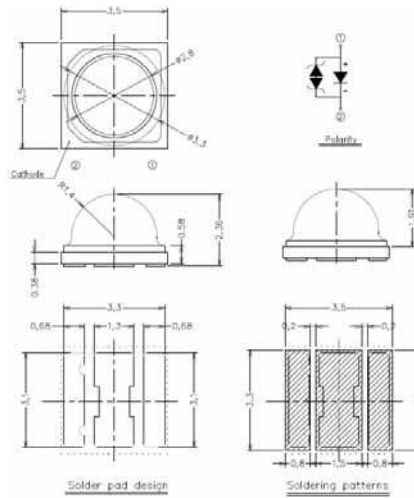
Product	Size (LxWxHmm)	Forward Voltage(V)	Forward Current(mA)	Color	CCT (K)	Luminous Flux (Min.)	Luminous Flux (TYP)	CRI (min.)
ELSWF-JJ1C1-6FPGS-C6500	3.5x3.5x2.36	2.65~3.85	700	○ Cool White	6500K	283	304	70
ELSWF-JJ1C1-6FPGS-C5700	3.5x3.5x2.36	2.65~3.85	700	○ Cool White	5700K	283	304	70
ELSWF-JJ1C1-6FPGS-C5000	3.5x3.5x2.36	2.65~3.85	700	○ Cool White	5000K	283	304	70
ELSWF-J71N1-6FPGS-C4000	3.5x3.5x2.36	2.65~3.85	700	○ Neutral White	4000K	260	278	70
ELSWF-J61M1-6FPGS-C3500	3.5x3.5x2.36	2.65~3.85	700	● Warm White	3500K	243	262	70
ELSWF-J61M1-6FPGS-C3000	3.5x3.5x2.36	2.65~3.85	700	● Warm White	3000K	243	262	70
ELSWF-J61M1-6FPGS-C2700	3.5x3.5x2.36	2.65~3.85	700	● Warm White	2700K	243	262	70

• Above spec is based on 85°C

High power | Shwo (F)



UNIT : mm




4W / 3V / 1000mA

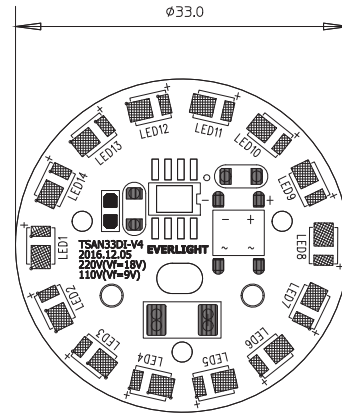
Product	Size (LxWxHmm)	Forward Voltage(V)	Forward Current(mA)	Color	CCT (K)	Luminous Flux (Min.)	Luminous Flux (TYP)	CRI (min.)
ELSWF-JJ1C1-6FPGS-C6500	3.5x3.5x2.36	2.95~4.15	1000	○ Cool White	6500K	378	406	70
ELSWF-JJ1C1-6FPGS-C5700	3.5x3.5x2.36	2.95~4.15	1000	○ Cool White	5700K	378	406	70
ELSWF-JJ1C1-6FPGS-C5000	3.5x3.5x2.36	2.95~4.15	1000	○ Cool White	5000K	378	406	70
ELSWF-J71N1-6FPGS-C4000	3.5x3.5x2.36	2.95~4.15	1000	○ Neutral White	4000K	345	371	70
ELSWF-J61M1-6FPGS-C3500	3.5x3.5x2.36	2.95~4.15	1000	● Warm White	3500K	323	348	70
ELSWF-J61M1-6FPGS-C3000	3.5x3.5x2.36	2.95~4.15	1000	● Warm White	3000K	323	348	70
ELSWF-J61M1-6FPGS-C2700	3.5x3.5x2.36	2.95~4.15	1000	● Warm White	2700K	323	348	70

• Above spec is based on 85°C

Driver on Board | TSAN33DI




UNIT : mm



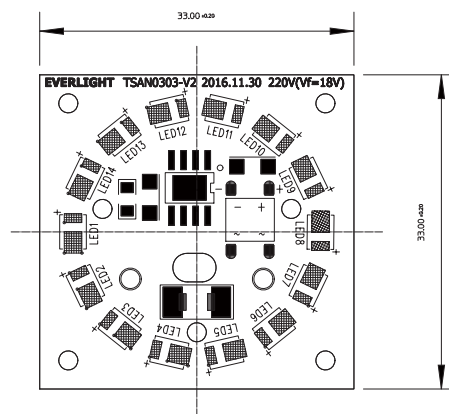
8W

Product	Diameter (mm)	CCT (K)	Flux (lm)	CRI (Ra)	SDCM	Dimming
TSAN33DI-M-K277-EU008-D001T	33x33	2700K	720	Typ. 80	7	Non-dimmable
TSAN33DI-M-K307-EU008-D001T		3000K				
TSAN33DI-M-K407-EU008-D001T		4000K				
TSAN33DI-M-K507-EU008-E001T		5000K	800			
TSAN33DI-M-K577-EU008-E001T		5700K				
TSAN33DI-M-K657-EU008-E001T		6500K				

Driver on Board | TSAN0303



UNIT : mm



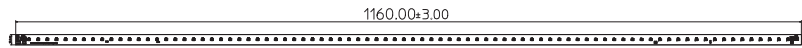
10W

Product	Diameter (mm)	CCT (K)	Flux (lm)	CRI (Ra)	SDCM	Dimming
TSAN0303-M-K277-EU010-D001T	33x33	2700K	900	Typ. 80	7	Non-dimmable
TSAN0303-M-K307-EU010-D001T		3000K				
TSAN0303-M-K407-EU010-D001T		4000K				
TSAN0303-M-K507-EU010-E001T		5000K	1,000			
TSAN0303-M-K577-EU010-E001T		5700K				
TSAN0303-M-K657-EU010-E001T		6500K				

Driver on Board | TSAN4FFA




UNIT : mm



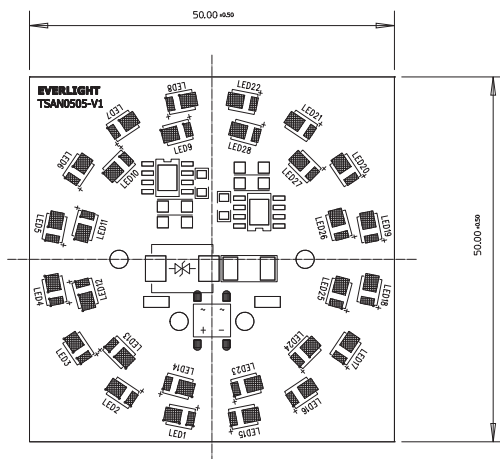
16W

Product	Diameter (mm)	CCT (K)	Flux (lm)	CRI (Ra)	SDCM	Dimming
TSAN4FFA-M-K277-EU016-E001C	1160x15	2700K	1,680	Typ. 80	7	Non-dimmable
TSAN4FFA-M-K307-EU016-E001C		3000K				
TSAN4FFA-M-K407-EU016-E001C		4000K				
TSAN4FFA-M-K507-EU016-F001C		5000K	1,840			
TSAN4FFA-M-K577-EU016-F001C		5700K				
TSAN4FFA-M-K657-EU016-F001C		6500K				

Driver on Board | TSAN0505



UNIT : mm



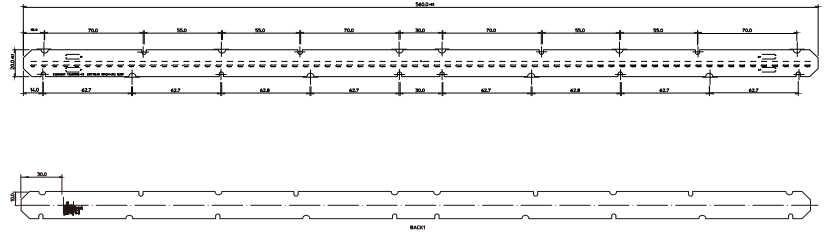
25W

Product	Diameter (mm)	CCT (K)	Flux (lm)	CRI (Ra)	SDCM	Dimming
TSAN0505-M-K277-EU016-D001T	50x50	2700K	2,250	Typ. 80	7	Non-dimmable
TSAN0505-M-K307-EU016-D001T		3000K				
TSAN0505-M-K407-EU016-D001T		4000K				
TSAN0505-M-K507-EU016-E001T		5000K	2,500			
TSAN0505-M-K577-EU016-E001T		5700K				
TSAN0505-M-K657-EU016-E001T		6500K				

Driver on Board | TSAN-5602



UNIT : mm



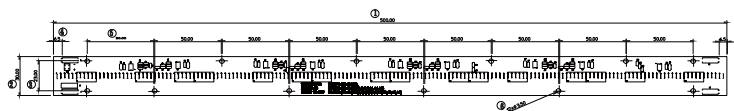
14W

Product	Diameter (mm)	CCT (K)	Flux (lm)	CRI (Ra)	SDCM	Dimming
TSAN-5602-M-K307-DC014-F001T	560x20	3000K	1540	Typ. 80	7	Non-dimmable
TSAN-5602-M-K407-DC014-F001T		4000K	1540			
TSAN-5602-M-K657-DC014-G001T		6500K	1680			

Driver on Board | TSAN5003



UNIT : mm




40W / 60W

Product	Diameter (mm)	CCT (K)	Flux (lm)	CRI (Ra)	SDCM	Dimming
TSAN5003-M-K307-US040-F001C	500x30	3000K	4400	Typ. 80	7	Non-dimmable
TSAN5003-M-K307-US060-F001C		3000K	6600			

Filament



UNIT : mm



1.0W / 68V

Product	Size (LxWxHmm)	Forward Voltage (V)	Forward Current (mA)	Color	CCT (K)	Luminous Flux (lm)		CRI (min.)	Luminous Efficacy (lm/W)
						Min.	TYP		
JHU3802-KM275J1-68101-800T	Total Length (including pins): 38 Diameter:1.8"	60~70	13	● Warm White	2700K	145	150	80	170
JHU3802-KM405J1-68101-800T	Total Length (including pins): 38 Diameter:1.8"	60~70	13	○ Neutral White	4000K	150	155	80	180

1.05W / 74V

Product	Size (LxWxHmm)	Forward Voltage (V)	Forward Current (mA)	Color	CCT (K)	Luminous Flux (lm)		CRI (min.)	Luminous Efficacy (lm/W)
						Min.	TYP		
JHU3802-KM275J5-75101-000T	Total Length (including pins): 38 Diameter:1.8"	70~80	13	● Warm White	2700K	155	160	80	160
JHU3802-KM405J5-75101-000T	Total Length (including pins): 38 Diameter:1.8"	70~80	13	○ Neutral White	4000K	160	170	80	170

1.25W / 82V

Product	Size (LxWxHmm)	Forward Voltage (V)	Forward Current (mA)	Color	CCT (K)	Luminous Flux (lm)		CRI (min.)	Luminous Efficacy (lm/W)
						Min.	TYP		
JHU4802-KM275J2-821W2-800T	Total Length (including pins):52 Diameter:1.8"	80~90	15	● Warm White	2700K	200	210	80	170
JHU4802-KM405J2-821W2-800T	Total Length (including pins):52 Diameter:1.8"	80~90	15	○ Neutral White	4000K	220	230	80	180


1.75W / 135V

Product	Size (LxWxHmm)	Forward Voltage (V)	Forward Current (mA)	Color	CCT (K)	Luminous Flux (lm)		CRI (min.)	Luminous Efficacy (lm/W)
						Min.	TYP		
JHU4802-KM275J3-D51W8-000T	Total Length (including pins):52 Diameter:1.8"	130~145	13	● Warm White	2700K	260	280	80	155
JHU4802-KM405J3-D51W8-000T	Total Length (including pins):52 Diameter:1.8"	130~145	13	○ Neutral White	4000K	280	290	80	160

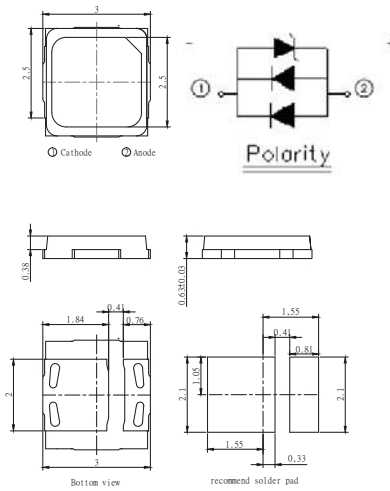
1.87W / 145V

Product	Size (LxWxHmm)	Forward Voltage (V)	Forward Current (mA)	Color	CCT (K)	Luminous Flux (lm)		CRI (min.)	Luminous Efficacy (lm/W)
						Min.	TYP		
JHU4802-KM275J4-E51W8-000T	Total Length (including pins):48 Diameter:1.8"	135~150	13	● Warm White	2700K	275	290	80	155
JHU4802-KM405J4-E51W8-000T	Total Length (including pins):48 Diameter:1.8"	135~150	13	○ Neutral White	4000K	290	300	80	160

Low Middle Power LED | XI3030



UNIT : mm



0.2W / 3V / 65mA

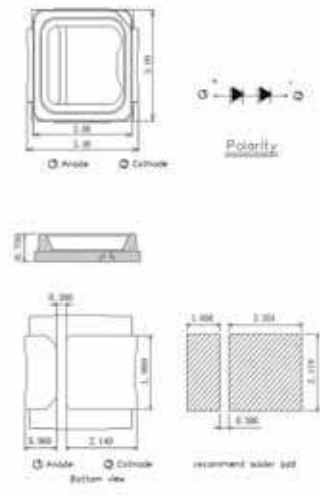
Product	Size (LxWxHmm)	Forward Voltage (V)	Forward Current (mA)	Color	CCT (K)	Luminous Flux (Min.)	Luminous Flux (Typ.)	CRI (min.)	Luminous Efficacy (lm/W)
GXI3030P/KK6C-M2727X2X826292U6/2T	3.0x3.0x0.63	2.6~2.9	65	○ Warm White	2700K	32	34	80	190
GXI3030P/KK6C-M3030X3X926292U6/2T	3.0x3.0x0.63	2.6~2.9	65	○ Warm White	3000K	33	35	80	196
GXI3030P/KK6C-M3535X3X926292U6/2T	3.0x3.0x0.63	2.6~2.9	65	○ Warm White	3500K	33	35	80	196
GXI3030P/KK6C-M5050X5Y126292U6/2T	3.0x3.0x0.63	2.6~2.9	65	○ Cool White	5000K	35	37	80	208
GXI3030P/KK6C-M6262X4Y026292U6/2T	3.0x3.0x0.63	2.6~2.9	65	○ Cool White	6200K	34	36	80	202
GXI3030P/KK6C-M6565X4Y026292U6/2T	3.0x3.0x0.63	2.6~2.9	65	○ Cool White	6500K	34	36	80	202

Low Middle Power LED

Low Middle Power LED | XI3030



UNIT : mm



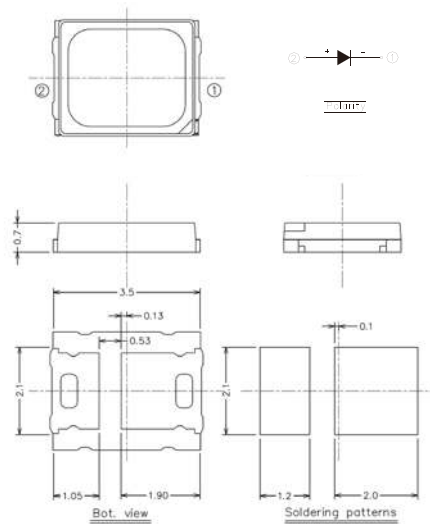
1W / 6V / 150mA

Product	Size (LxWxHmm)	Forward Voltage (V)	Forward Current (mA)	Color	CCT (K)	Luminous Flux (Min.)	Luminous Flux (Typ.)	CRI (min.)	Luminous Efficacy (lm/W)
XI3030P/KK5C-H2712566Z15/2N	3.0x3.0x0.63	5.6~6.6	150	● Warm White	2700K	125	131	80	140
XI3030P/KK5C-H3013066Z15/2N	3.0x3.0x0.63	5.6~6.6	150	● Warm White	3000K	130	136	80	145
XI3030P/KK5C-H4013566Z15/2N	3.0x3.0x0.63	5.6~6.6	150	○ Neutral White	4000K	135	141	80	150
XI3030P/KK5C-H5013566Z15/2N	3.0x3.0x0.63	5.6~6.6	150	○ Cool White	5000K	135	141	80	150
XI3030P/KK5C-H5713566Z15/2N	3.0x3.0x0.63	5.6~6.6	150	○ Cool White	5700K	135	141	80	150
XI3030P/KK5C-H6513566Z15/2N	3.0x3.0x0.63	5.6~6.6	150	○ Cool White	6500K	135	141	80	150
XI3030P/KK6C-H2713066Z15/2N	3.0x3.0x0.63	5.6~6.6	150	● Warm White	2700K	130	136	80	145
XI3030P/KK6C-H3013566Z15/2N	3.0x3.0x0.63	5.6~6.6	150	● Warm White	3000K	135	141	80	150
XI3030P/KK6C-H4014066Z15/2N	3.0x3.0x0.63	5.6~6.6	150	○ Neutral White	4000K	140	147	80	155
XI3030P/KK6C-H5014066Z15/2N	3.0x3.0x0.63	5.6~6.6	150	○ Cool White	5000K	140	147	80	155
XI3030P/KK6C-H5714066Z15/2N	3.0x3.0x0.63	5.6~6.6	150	○ Cool White	5700K	140	147	80	155
XI3030P/KK6C-H6514066Z15/2N	3.0x3.0x0.63	5.6~6.6	150	○ Cool White	6500K	140	147	80	155
XI3030P/KK7C-H2713566Z15/2N	3.0x3.0x0.63	5.6~6.6	150	● Warm White	2700K	135	141	80	100
XI3030P/KK7C-H3014066Z15/2N	3.0x3.0x0.63	5.6~6.6	150	● Warm White	3000K	140	147	80	155
XI3030P/KK7C-H4014566Z15/2N	3.0x3.0x0.63	5.6~6.6	150	○ Neutral White	4000K	145	152	80	160
XI3030P/KK7C-H5014566Z15/2N	3.0x3.0x0.63	5.6~6.6	150	○ Cool White	5000K	145	152	80	160
XI3030P/KK7C-H5714566Z15/2N	3.0x3.0x0.63	5.6~6.6	150	○ Cool White	5700K	145	152	80	160
XI3030P/KK7C-H6514566Z15/2N	3.0x3.0x0.63	5.6~6.6	150	○ Cool White	6500K	145	152	80	160

Low Middle Power LED | 2835 3V



UNIT : mm



0.2W / 3V / 60mA

Product	Size (LxWxHmm)	Forward Voltage (V)	Forward Current (mA)	Color	CCT (K)	Luminous Flux (Min.)	Luminous Flux (Typ.)	CRI (min.)	Luminous Efficacy (lm/W)
67-21S/KK5C-H272333Z6/2T	2.8x3.5x0.7	2.8~3.3	60	● Warm White	2700K	23	25	80	139
67-21S/KK5C-H302433Z6/2T	2.8x3.5x0.7	2.8~3.3	60	● Warm White	3000K	24	26	80	144
67-21S/KK5C-H402633Z6/2T	2.8x3.5x0.7	2.8~3.3	60	○ Neutral White	4000K	26	28	80	156
67-21S/KK5C-H502633Z6/2T	2.8x3.5x0.7	2.8~3.3	60	○ Cool White	5000K	26	28	80	156
67-21S/KK5C-H572633Z6/2T	2.8x3.5x0.7	2.8~3.3	60	○ Cool White	5700K	26	28	80	156
67-21S/KK5C-H602633Z6/2T	2.8x3.5x0.7	2.8~3.3	60	○ Cool White	6000K	26	28	80	156
67-21S/KK5C-H652633Z6/2T	2.8x3.5x0.7	2.8~3.3	60	○ Cool White	6500K	26	28	80	156

0.2W / 3V / 60mA

Product	Size (LxWxHmm)	Forward Voltage (V)	Forward Current (mA)	Color	CCT (K)	Luminous Flux (Min.)	Luminous Flux (Typ.)	CRI (min.)	Luminous Efficacy (lm/W)
67-21S/KKE-N272533Z6/SZM/2T	2.8x3.5x0.7	2.8~3.3	60	● Warm White	2700K	25	27	80	150
67-21S/KKE-N302633Z6/SZM/2T	2.8x3.5x0.7	2.8~3.3	60	● Warm White	3000K	26	28	80	156
67-21S/KKE-N402833Z6/SZM/2T	2.8x3.5x0.7	2.8~3.3	60	○ Neutral White	4000K	28	30	80	167
67-21S/KKE-N502833Z6/SZM/2T	2.8x3.5x0.7	2.8~3.3	60	○ Cool White	5000K	28	30	80	167
67-21S/KKE-N652833Z6/SZM/2T	2.8x3.5x0.7	2.8~3.3	60	○ Cool White	6500K	28	30	80	167

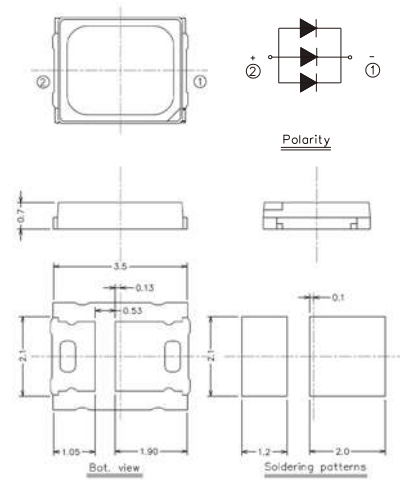
0.2W / 3V / 60mA

Product	Size (LxWxHmm)	Forward Voltage (V)	Forward Current (mA)	Color	CCT (K)	Luminous Flux (Min.)	Luminous Flux (Typ.)	CRI (min.)	Luminous Efficacy (lm/W)
67-21S/KK6C-H2727N4PA2834Z6/2T(GC)	2.8x3.5x0.7	2.8~3.4	60	● Warm White	2700K	27	29	80	161
67-21S/KK6C-H3030N42PA2834Z6/2T(GC)	2.8x3.5x0.7	2.8~3.4	60	● Warm White	3000K	29	31	80	172
67-21S/KK6C-H3535N4BPA2834Z6/2T(GC)	2.8x3.5x0.7	2.8~3.4	60	● Warm White	3500K	30	32	80	178
67-21S/KK6C-H4040N4BPA2834Z6/2T(GC)	2.8x3.5x0.7	2.8~3.4	60	○ Neutral White	4000K	30	32	80	178
67-21S/KK6C-H5050N43PA2834Z6/2T(GC)	2.8x3.5x0.7	2.8~3.4	60	○ Cool White	5000K	31	33	80	183
67-21S/KK6C-H6565N4BPA2834Z6/2T(GC)	2.8x3.5x0.7	2.8~3.4	60	○ Cool White	6500K	30	32	80	178

Low Middle Power LED | 2835 3V



UNIT : mm



0.2W HE / 3V / 60mA

Product	Size (LxWxHmm)	Forward Voltage (V)	Forward Current (mA)	Color	CCT (K)	Luminous Flux (Min.)	Luminous Flux (Typ.)	CRI (min.)	Luminous Efficacy (lm/W)
67-23S/KK7C-H272830Z6/2T	2.8x3.5x0.7	2.6~3.0	60	● Warm White	2700K	28	30	80	184
67-23S/KK7C-H303030Z6/2T	2.8x3.5x0.7	2.6~3.0	60	● Warm White	3000K	30	32	80	196
67-23S/KK7C-H353030Z6/2T	2.8x3.5x0.7	2.6~3.0	60	● Warm White	3500K	30	32	80	196
67-23S/KK7C-H403230Z6/2T	2.8x3.5x0.7	2.6~3.0	60	○ Neutral White	4000K	32	34	80	208
67-23S/KK7C-H503230Z6/2T	2.8x3.5x0.7	2.6~3.0	60	○ Cool White	5000K	32	34	80	208
67-23S/KK7C-H573230Z6/2T	2.8x3.5x0.7	2.6~3.0	60	○ Cool White	5700K	32	34	80	208
67-23S/KK7C-H653230Z6/2T	2.8x3.5x0.7	2.6~3.0	60	○ Cool White	6500K	32	34	80	208

0.2W HE / 3V / 60mA

Product	Size (LxWxHmm)	Forward Voltage (V)	Forward Current (mA)	Color	CCT (K)	Luminous Flux (Min.)	Luminous Flux (Typ.)	CRI (min.)	Luminous Efficacy (lm/W)
67-23S/KK8C-H303030Z6/2T	2.8x3.5x0.7	2.6~3.0	60	● Warm White	3000K	30	32	80	196
67-23S/KK8C-H353030Z6/2T	2.8x3.5x0.7	2.6~3.0	60	● Warm White	3500K	30	32	80	196
67-23S/KK8C-H403330Z6/2T	2.8x3.5x0.7	2.6~3.0	60	○ Neutral White	4000K	33	35	80	214
67-23S/KK8C-H423330Z6/2T	2.8x3.5x0.7	2.6~3.0	60	○ Neutral White	4200K	33	35	80	214
67-23S/KK8C-H503330Z6/2T	2.8x3.5x0.7	2.6~3.0	60	○ Cool White	5000K	33	35	80	214
67-23S/KK8C-H653330Z6/2T	2.8x3.5x0.7	2.6~3.0	60	○ Cool White	6500K	33	35	80	214

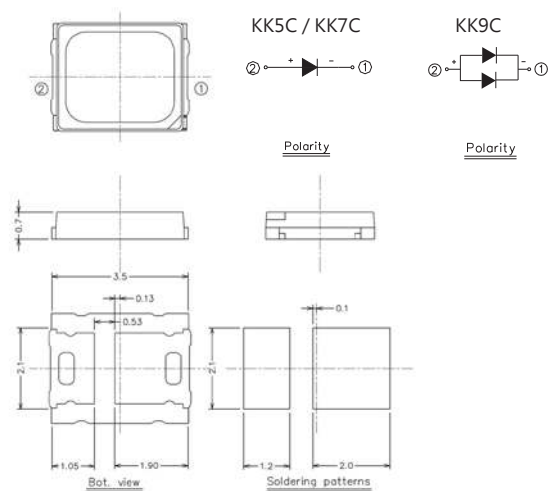
0.2W HE / 3V / 60mA

Product	Size (LxWxHmm)	Forward Voltage (V)	Forward Current (mA)	Color	CCT (K)	Luminous Flux (Min.)	Luminous Flux (Typ.)	CRI (min.)	Luminous Efficacy (lm/W)
67-23S/KK9C-H403430Z6/2T	2.8x3.5x0.7	2.6~3.0	60	○ Neutral White	4000K	34	36	80	221
67-23S/KK9C-H503430Z6/2T	2.8x3.5x0.7	2.6~3.0	60	○ Cool White	5000K	34	36	80	221
67-23S/KK9C-H573430Z6/2T	2.8x3.5x0.7	2.6~3.0	60	○ Cool White	5700K	34	36	80	221
67-23S/KK9C-H653430Z6/2T	2.8x3.5x0.7	2.6~3.0	60	○ Cool White	6500K	34	36	80	221

Low Middle Power LED | 2835 3V



UNIT : mm



0.5W / 3V / 150mA

Product	Size (LxWxHmm)	Forward Voltage (V)	Forward Current (mA)	Color	CCT (K)	Luminous Flux (Min.)	Luminous Flux (Typ.)	CRI (min.)	Luminous Efficacy (lm/W)
67-21S/KK5C-H275534Z15/2T	2.8x3.5x0.7	2.8~3.4	150	● Warm White	2700K	55	59	80	127
67-21S/KK5C-H306034Z15/2T	2.8x3.5x0.7	2.8~3.4	150	● Warm White	3000K	60	64	80	138
67-21S/KK5C-H406534Z15/2T	2.8x3.5x0.7	2.8~3.4	150	○ Neutral White	4000K	60	64	80	138
67-21S/KK5C-H506534Z15/2T	2.8x3.5x0.7	2.8~3.4	150	○ Cool White	5000K	65	69	80	148
67-21S/KK5C-H576534Z15/2T	2.8x3.5x0.7	2.8~3.4	150	○ Cool White	5700K	65	69	80	148
67-21S/KK5C-H656534Z15/2T	2.8x3.5x0.7	2.8~3.4	150	○ Cool White	6500K	65	69	80	148

0.5W / 3V / 150mA


Product	Size (LxWxHmm)	Forward Voltage (V)	Forward Current (mA)	Color	CCT (K)	Luminous Flux (Min.)	Luminous Flux (Typ.)	CRI (min.)	Luminous Efficacy (lm/W)
67-21S/KK7C-H276034Z15/DT(GC)	2.8x3.5x0.7	2.8~3.4	150	● Warm White	2700K	60	64	80	138
67-21S/KK7C-H306534Z15/DT(GC)	2.8x3.5x0.7	2.8~3.4	150	● Warm White	3000K	65	69	80	148
67-21S/KK7C-H356534Z15/DT(GC)	2.8x3.5x0.7	2.8~3.4	150	● Warm White	3500K	65	69	80	148
67-21S/KK7C-H407034Z15/DT(GC)	2.8x3.5x0.7	2.8~3.4	150	○ Neutral White	4000K	70	74	80	159
67-21S/KK7C-H507034Z15/DT(GC)	2.8x3.5x0.7	2.8~3.4	150	○ Cool White	5000K	70	74	80	159
67-21S/KK7C-H577034Z15/DT(GC)	2.8x3.5x0.7	2.8~3.4	150	○ Cool White	5700K	70	74	80	159
67-21S/KK7C-H607034Z15/DT(GC)	2.8x3.5x0.7	2.8~3.4	150	○ Cool White	6000K	70	74	80	159
67-21S/KK7C-H657034Z15/DT(GC)	2.8x3.5x0.7	2.8~3.4	150	○ Cool White	6500K	70	74	80	159

0.5W / 3V / 150mA

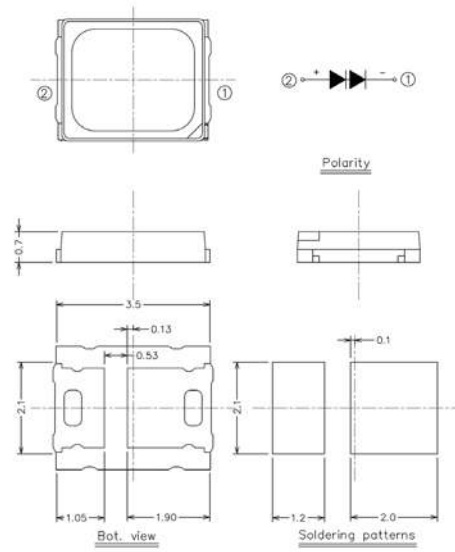
Product	Size (LxWxHmm)	Forward Voltage (V)	Forward Current (mA)	Color	CCT (K)	Luminous Flux (Min.)	Luminous Flux (Typ.)	CRI (min.)	Luminous Efficacy (lm/W)
67-22S/KK9C-H407532Z15/2T(GC)	2.8x3.5x0.7	2.8~3.2	150	○ Neutral White	4000K	75	79	80	192
67-22S/KK9C-H507532Z15/2T(GC)	2.8x3.5x0.7	2.8~3.2	150	○ Cool White	5000K	75	79	80	192
67-22S/KK9C-H577532Z15/2T(GC)	2.8x3.5x0.7	2.8~3.2	150	○ Cool White	5700K	75	79	80	192
67-22S/KK9C-H657532Z15/2T(GC)	2.8x3.5x0.7	2.8~3.2	150	○ Cool White	6500K	75	79	80	192

Low Middle Power LED

Low Middle Power LED | 2835 6V



UNIT : mm



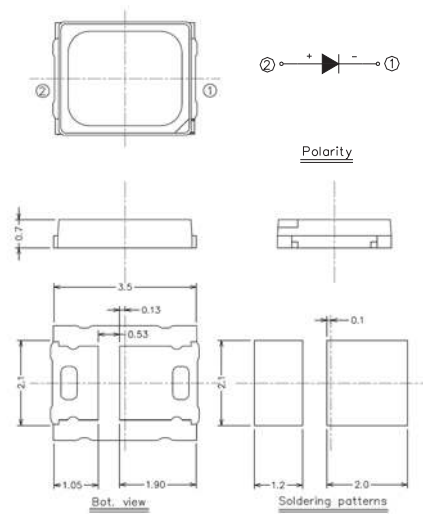
1W / 6V / 150mA

Product	Size (LxWxHmm)	Forward Voltage (V)	Forward Current (mA)	Color	CCT (K)	Luminous Flux (Min.)	Luminous Flux (Typ.)	CRI (min.)	Luminous Efficacy (lm/W)
67-22ST/KKE-N2710368Z15/SZM/2T	2.8x3.5x0.7	6.0~6.8	150	● Warm White	2700K	103	109	80	114
67-22ST/KKE-N3010768Z15/SZM/2T	2.8x3.5x0.7	6.0~6.8	150	● Warm White	3000K	107	113	80	118
67-22ST/KKE-N4011568Z15/SZM/2T	2.8x3.5x0.7	6.0~6.8	150	○ Neutral White	4000K	115	121	80	126
67-22ST/KKE-N5011568Z15/SZM/2T	2.8x3.5x0.7	6.0~6.8	150	○ Cool White	5000K	115	121	80	126
67-22ST/KKE-N6511568Z15/SZM/2T	2.8x3.5x0.7	6.0~6.8	150	○ Cool White	6500K	115	121	80	126

Low Middle Power LED | 2835 9V



UNIT : mm



0.5W / 9V / 60mA

Product	Size (LxWxHmm)	Forward Voltage (V)	Forward Current (mA)	Color	CCT (K)	Luminous Flux (Min.)	Luminous Flux (Typ.)	CRI (min.)	Luminous Efficacy (lm/W)
67-21S/KK4C-H276096Z6/2T	2.8x3.5x0.7	8.7~9.6	60	● Warm White	2700K	60	64	80	115
67-21S/KK4C-H306596Z6/2T	2.8x3.5x0.7	8.7~9.6	60	● Warm White	3000K	65	69	80	124
67-21S/KK4C-H406896Z6/2T	2.8x3.5x0.7	8.7~9.6	60	○ Neutral White	4000K	68	72	80	129
67-21S/KK4C-H507096Z6/2T	2.8x3.5x0.7	8.7~9.6	60	○ Cool White	5000K	70	74	80	133
67-21S/KK4C-H657096Z6/2T	2.8x3.5x0.7	8.7~9.6	60	○ Cool White	6500K	70	74	80	133

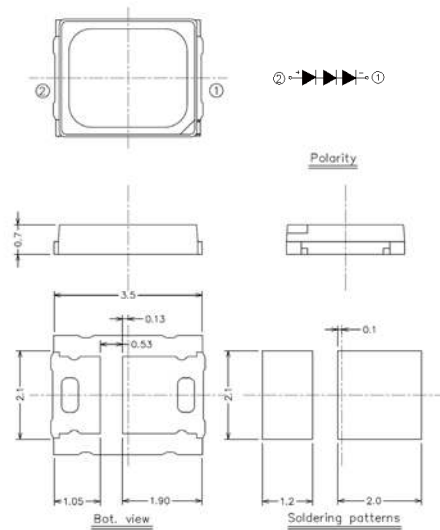
0.5W / 9V / 60mA

Product	Size (LxWxHmm)	Forward Voltage (V)	Forward Current (mA)	Color	CCT (K)	Luminous Flux (Min.)	Luminous Flux (Typ.)	CRI (min.)	Luminous Efficacy (lm/W)
67-21ST/KK6C-H277096Z6/2T	2.8x3.5x0.7	8.7~9.6	60	● Warm White	2700K	70	74	80	133
67-21ST/KK6C-H307396Z6/2T	2.8x3.5x0.7	8.7~9.6	60	● Warm White	3000K	73	77	80	138
67-21ST/KK6C-H407696Z6/2T	2.8x3.5x0.7	8.7~9.6	60	○ Neutral White	4000K	76	80	80	143
67-21ST/KK6C-H507696Z6/2T	2.8x3.5x0.7	8.7~9.6	60	○ Cool White	5000K	76	80	80	143

Low Middle Power LED | 2835 9V



UNIT : mm



1W / 9V / 100mA

Product	Size (LxWxHmm)	Forward Voltage (V)	Forward Current (mA)	Color	CCT (K)	Luminous Flux (Min.)	Luminous Flux (Typ.)	CRI (min.)	Luminous Efficacy (lm/W)
67-23ST/KKE-N2711096Z10/SZM/2T	2.8x3.5x0.7	8.7~9.6	100	● Warm White	2700K	110	116	80	125
67-23ST/KKE-N3011796Z10/SZM/2T	2.8x3.5x0.7	8.7~9.6	100	● Warm White	3000K	117	123	80	132
67-23ST/KKE-N4012396Z10/SZM/2T	2.8x3.5x0.7	8.7~9.6	100	○ Neutral White	4000K	123	129	80	139
67-23ST/KKE-N5012396Z10/SZM/2T	2.8x3.5x0.7	8.7~9.6	100	○ Cool White	5000K	123	129	80	139
67-23ST/KKE-N6512396Z10/SZM/2T	2.8x3.5x0.7	8.7~9.6	100	○ Cool White	6500K	123	129	80	139

1W / 9V / 100mA

Product	Size (LxWxHmm)	Forward Voltage (V)	Forward Current (mA)	Color	CCT (K)	Luminous Flux (Min.)	Luminous Flux (Typ.)	CRI (min.)	Luminous Efficacy (lm/W)
67-23ST/KKE-N2711596Z10/SZM/2T	2.8x3.5x0.7	8.7~9.6	100	● Warm White	2700K	115	121	80	130
67-23ST/KKE-N3012296Z10/SZM/2T	2.8x3.5x0.7	8.7~9.6	100	● Warm White	3000K	122	128	80	138
67-23ST/KKE-N4012896Z10/SZM/2T	2.8x3.5x0.7	8.7~9.6	100	○ Neutral White	4000K	128	134	80	144
67-23ST/KKE-N5012896Z10/SZM/2T	2.8x3.5x0.7	8.7~9.6	100	○ Cool White	5000K	128	134	80	144
67-23ST/KKE-N6512896Z10/SZM/2T	2.8x3.5x0.7	8.7~9.6	100	○ Cool White	6500K	128	134	80	144

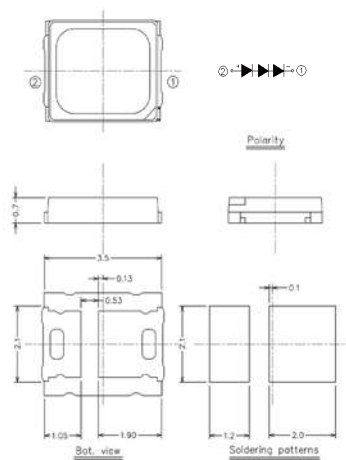
1W / 9V / 100mA

Product	Size (LxWxHmm)	Forward Voltage (V)	Forward Current (mA)	Color	CCT (K)	Luminous Flux (Min.)	Luminous Flux (Typ.)	CRI (min.)	Luminous Efficacy (lm/W)
67-23ST/KKE-N2712096Z10/SZM/2T	2.8x3.5x0.7	8.7~9.6	100	● Warm White	2700K	120	126	80	135
67-23ST/KKE-N3012796Z10/SZM/2T	2.8x3.5x0.7	8.7~9.6	100	● Warm White	3000K	127	133	80	143
67-23ST/KKE-N4013396Z10/SZM/2T	2.8x3.5x0.7	8.7~9.6	100	○ Neutral White	4000K	133	139	80	149
67-23ST/KKE-N5013396Z10/SZM/2T	2.8x3.5x0.7	8.7~9.6	100	○ Cool White	5000K	133	139	80	149
67-23ST/KKE-N6513396Z10/SZM/2T	2.8x3.5x0.7	8.7~9.6	100	○ Cool White	6500K	133	139	80	149

Low Middle Power LED | 2835 9V



UNIT : mm



1W / 9V / 100mA

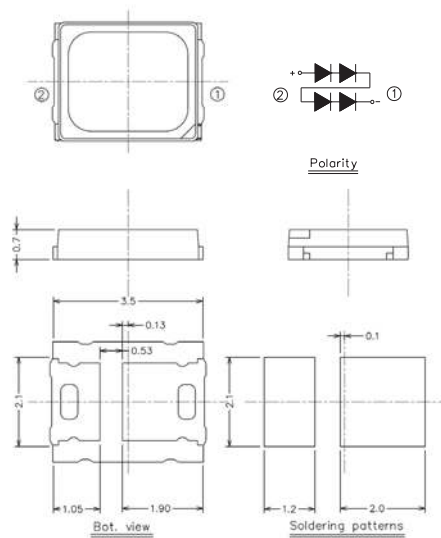
Product	Size (LxWxHmm)	Forward Voltage (V)	Forward Current (mA)	Color	CCT (K)	Luminous Flux (Min.)	Luminous Flux (Typ.)	CRI (min.)	Luminous Efficacy (lm/W)
67-23ST/KKE-N2712596Z10/SZM/2T	2.8x3.5x0.7	8.7~9.6	100	● Warm White	2700K	125	131	80	141
67-23ST/KKE-N3013296Z10/SZM/2T	2.8x3.5x0.7	8.7~9.6	100	● Warm White	3000K	132	138	80	148
67-23ST/KKE-N4013896Z10/SZM/2T	2.8x3.5x0.7	8.7~9.6	100	○ Neutral White	4000K	138	144	80	155
67-23ST/KKE-N5013896Z10/SZM/2T	2.8x3.5x0.7	8.7~9.6	100	○ Cool White	5000K	138	144	80	155
67-23ST/KKE-N6513896Z10/SZM/2T	2.8x3.5x0.7	8.7~9.6	100	○ Cool White	6500K	138	144	80	155

Low Middle Power LED

Low Middle Power LED | 2835 12V



UNIT : mm



1W / 12V / 80mA

Product	Size (LxWxHmm)	Forward Voltage (V)	Forward Current (mA)	Color	CCT (K)	Luminous Flux (Min.)	Luminous Flux (Typ.)	CRI (min.)	Luminous Efficacy (lm/W)
67-24ST/KKE-H27115130Z8/2T	2.8x3.5x0.7	11.0~13.0	80	● Warm White	2700K	115	121	80	126
67-24ST/KKE-H30120130Z8/2T	2.8x3.5x0.7	11.0~13.0	80	● Warm White	3000K	120	126	80	131
67-24ST/KKE-H35120130Z8/2T	2.8x3.5x0.7	11.0~13.0	80	● Warm White	3500K	120	126	80	131
67-24ST/KKE-H40120130Z8/2T	2.8x3.5x0.7	11.0~13.0	80	○ Neutral White	4000K	120	126	80	131
67-24ST/KKE-H50125130Z8/2T	2.8x3.5x0.7	11.0~13.0	80	○ Cool White	5000K	125	131	80	136
67-24ST/KKE-H57125130Z8/2T	2.8x3.5x0.7	11.0~13.0	80	○ Cool White	5700K	125	131	80	136
67-24ST/KKE-H65125130Z8/2T	2.8x3.5x0.7	11.0~13.0	80	○ Cool White	6500K	125	131	80	136

1W / 12V / 80mA

Product	Size (LxWxHmm)	Forward Voltage (V)	Forward Current (mA)	Color	CCT (K)	Luminous Flux (Min.)	Luminous Flux (Typ.)	CRI (min.)	Luminous Efficacy (lm/W)
67-24ST/KKE-H27120130Z8/2T	2.8x3.5x0.7	11.0~13.0	80	● Warm White	2700K	120	126	80	131
67-24ST/KKE-H30125130Z8/2T	2.8x3.5x0.7	11.0~13.0	80	● Warm White	3000K	125	131	80	136
67-24ST/KKE-H35125130Z8/2T	2.8x3.5x0.7	11.0~13.0	80	● Warm White	3500K	125	131	80	136
67-24ST/KKE-H40125130Z8/2T	2.8x3.5x0.7	11.0~13.0	80	○ Neutral White	4000K	125	131	80	136
67-24ST/KKE-H50130130Z8/2T	2.8x3.5x0.7	11.0~13.0	80	○ Cool White	5000K	130	136	80	142
67-24ST/KKE-H57130130Z8/2T	2.8x3.5x0.7	11.0~13.0	80	○ Cool White	5700K	130	136	80	142
67-24ST/KKE-H65130130Z8/2T	2.8x3.5x0.7	11.0~13.0	80	○ Cool White	6500K	130	136	80	142

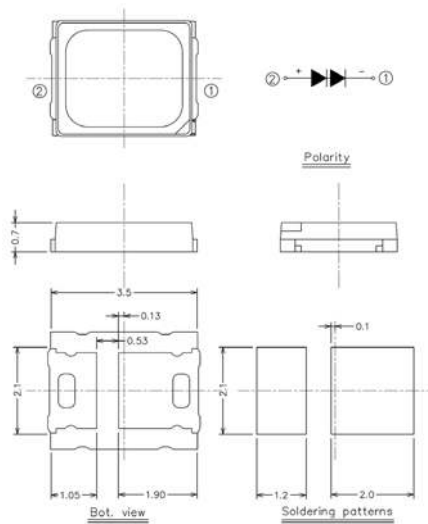
1W / 12V / 80mA

Product	Size (LxWxHmm)	Forward Voltage (V)	Forward Current (mA)	Color	CCT (K)	Luminous Flux (Min.)	Luminous Flux (Typ.)	CRI (min.)	Luminous Efficacy (lm/W)
67-24ST/KKE-N27125130Z8/SZM/2T	2.8x3.5x0.7	11.0~13.0	80	● Warm White	2700K	125	131	80	136
67-24ST/KKE-N30130130Z8/SZM/2T	2.8x3.5x0.7	11.0~13.0	80	● Warm White	3000K	130	136	80	142
67-24ST/KKE-N35130130Z8/SZM/2T	2.8x3.5x0.7	11.0~13.0	80	● Warm White	3500K	130	136	80	142
67-24ST/KKE-N40135130Z8/SZM/2T	2.8x3.5x0.7	11.0~13.0	80	○ Neutral White	4000K	135	141	80	147
67-24ST/KKE-N50135130Z8/SZM/2T	2.8x3.5x0.7	11.0~13.0	80	○ Cool White	5000K	135	141	80	147
67-24ST/KKE-N65135130Z8/SZM/2T	2.8x3.5x0.7	11.0~13.0	80	○ Cool White	6500K	135	141	80	147

Low Middle Power LED | 2835 18V



UNIT : mm



0.5W / 18V / 30mA

Product	Size (LxWxHmm)	Forward Voltage (V)	Forward Current (mA)	Color	CCT (K)	Luminous Flux (Min.)	Luminous Flux (Typ.)	CRI (min.)	Luminous Efficacy (lm/W)
67-22ST/KKE-N2765200Z3/SZM/2T	2.8x3.5x0.7	17.0~19.0	30	● Warm White	2700K	65	71	80	77
67-22ST/KKE-N3065200Z3/SZM/2T	2.8x3.5x0.7	17.0~19.0	30	● Warm White	3000K	65	71	80	77
67-22ST/KKE-N4070200Z3/SZM/2T	2.8x3.5x0.7	17.0~19.0	30	○ Neutral White	4000K	70	76	80	82
67-22ST/KKE-N5070200Z3/SZM/2T	2.8x3.5x0.7	17.0~19.0	30	○ Cool White	5000K	70	76	80	82
67-22ST/KKE-N6570200Z3/SZM/2T	2.8x3.5x0.7	17.0~19.0	30	○ Cool White	6500K	70	76	80	82

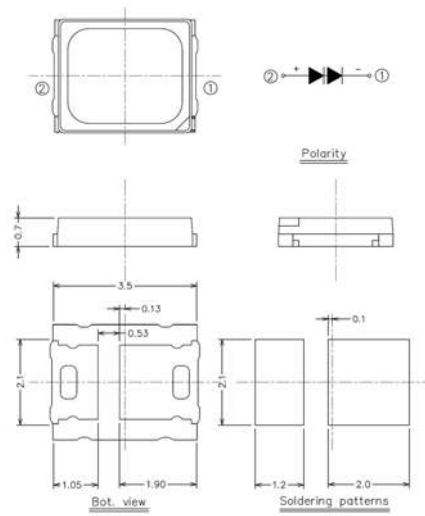
1W / 18V / 50mA

Product	Size (LxWxHmm)	Forward Voltage (V)	Forward Current (mA)	Color	CCT (K)	Luminous Flux (Min.)	Luminous Flux (Typ.)	CRI (min.)	Luminous Efficacy (lm/W)
67-22ST/KKE-N27125190Z5/SZM/2T	2.8x3.5x0.7	17.0~19.0	50	● Warm White	2700K	125	131	80	142
67-22ST/KKE-N30130190Z5/SZM/2T	2.8x3.5x0.7	17.0~19.0	50	● Warm White	3000K	130	136	80	147
67-22ST/KKE-N35130190Z5/SZM/2T	2.8x3.5x0.7	17.0~19.0	50	● Warm White	3500K	130	136	80	147
67-22ST/KKE-N40135190Z5/SZM/2T	2.8x3.5x0.7	17.0~19.0	50	○ Neutral White	4000K	135	141	80	152
67-22ST/KKE-N50135190Z5/SZM/2T	2.8x3.5x0.7	17.0~19.0	50	○ Cool White	5000K	135	141	80	152
67-22ST/KKE-N65135190Z5/SZM/2T	2.8x3.5x0.7	17.0~19.0	50	○ Cool White	6500K	135	141	80	152

Low Middle Power LED | 2835 36V



UNIT : mm



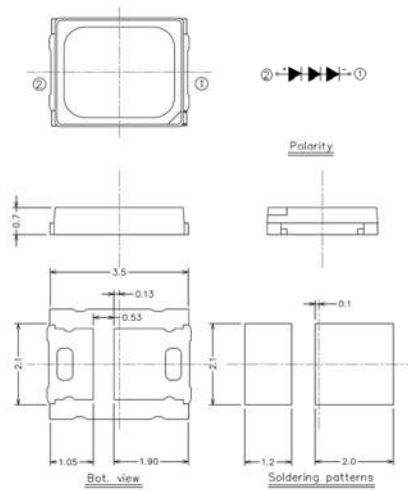
1W / 36V / 25mA

Product	Size (LxWxHmm)	Forward Voltage (V)	Forward Current (mA)	Color	CCT (K)	Luminous Flux (Min.)	Luminous Flux (Typ.)	CRI (min.)	Luminous Efficacy (lm/W)
67-22ST/KKE-N27120380U2/SZM/2T	2.8x3.5x0.7	34.0~38.0	25	● Warm White	2700K	120	126	80	138
67-22ST/KKE-N30125380U2/SZM/2T	2.8x3.5x0.7	34.0~38.0	25	● Warm White	3000K	125	131	80	144
67-22ST/KKE-N40130380U2/SZM/2T	2.8x3.5x0.7	34.0~38.0	25	○ Neutral White	4000K	130	136	80	149
67-22ST/KKE-N50130380U2/SZM/2T	2.8x3.5x0.7	34.0~38.0	25	○ Cool White	5000K	130	136	80	149
67-22ST/KKE-N65130380U2/SZM/2T	2.8x3.5x0.7	34.0~38.0	25	○ Cool White	6500K	130	136	80	149

Low Middle Power LED | 2835 54V



UNIT : mm



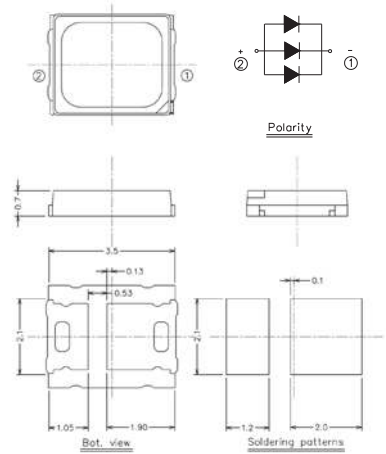
1W / 54V / 20mA

Product	Size (LxWxHmm)	Forward Voltage (V)	Forward Current (mA)	Color	CCT (K)	Luminous Flux (Min.)	Luminous Flux (Typ.)	CRI (min.)	Luminous Efficacy (lm/W)
67-23ST/KKE-N27120550Z2/SZM/2T	2.8x3.5x0.7	50.0~55.0	20	● Warm White	2700K	120	126	80	117
67-23ST/KKE-N30125550Z2/SZM/2T	2.8x3.5x0.7	50.0~55.0	20	● Warm White	3000K	125	131	80	121
67-23ST/KKE-N40130550Z2/SZM/2T	2.8x3.5x0.7	50.0~55.0	20	○ Neutral White	4000K	130	136	80	126
67-23ST/KKE-N50130550Z2/SZM/2T	2.8x3.5x0.7	50.0~55.0	20	○ Cool White	5000K	130	136	80	126
67-23ST/KKE-N65130550Z2/SZM/2T	2.8x3.5x0.7	50.0~55.0	20	○ Cool White	6500K	130	136	80	126

Low Middle Power LED | 2835 High CRI



UNIT : mm



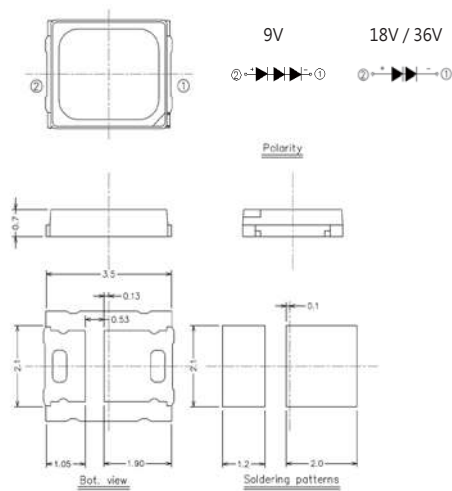
0.2W / CRI 90 R9>50 / 3V / 60mA

Product	Size (LxWxHmm)	Forward Voltage (V)	Forward Current (mA)	Color	CCT (K)	Luminous Flux (Min.)	Luminous Flux (Typ.)	CRI (min.)	Luminous Efficacy (lm/W)
67-23S/RK8C-H272430Z6/2T	2.8x3.5x0.7	2.6~3.0	60	● Warm White	2700K	24	26	90	155
67-23S/RK8C-H302530Z6/2T	2.8x3.5x0.7	2.6~3.0	60	● Warm White	3000K	25	27	90	161
67-23S/RK8C-H352530Z6/2T	2.8x3.5x0.7	2.6~3.0	60	● Warm White	3500K	25	27	90	161
67-23S/RK8C-H402730Z6/2T	2.8x3.5x0.7	2.6~3.0	60	○ Neutral White	4000K	27	29	90	173
67-23S/RK8C-H502730Z6/2T	2.8x3.5x0.7	2.6~3.0	60	○ Cool White	5000K	27	29	90	173
67-23S/RK8C-H572730Z6/2T	2.8x3.5x0.7	2.6~3.0	60	○ Cool White	5700K	27	29	90	173
67-23S/RK8C-H652730Z6/2T	2.8x3.5x0.7	2.6~3.0	60	○ Cool White	6500K	27	29	90	173

Low Middle Power LED | 2835 High CRI



UNIT : mm



1W / CRI 90 R9>50 / 9V / 100mA

Product	Size (LxWxHmm)	Forward Voltage (V)	Forward Current (mA)	Color	CCT (K)	Luminous Flux (Min.)	Luminous Flux (Typ.)	CRI (min.)	Luminous Efficacy (lm/W)
67-23ST/RKE-N279596Z10/SZM/2T	2.8x3.5x0.7	8.7~9.6	100	● Warm White	2700K	95	101	90	109
67-23ST/RKE-N3010096Z10/SZM/2T	2.8x3.5x0.7	8.7~9.6	100	● Warm White	3000K	100	106	90	114
67-23ST/RKE-N4010596Z10/SZM/2T	2.8x3.5x0.7	8.7~9.6	100	○ Neutral White	4000K	105	111	90	119
67-23ST/RKE-N5010596Z10/SZM/2T	2.8x3.5x0.7	8.7~9.6	100	○ Cool White	5000K	105	111	90	119
67-23ST/RKE-N6510596Z10/SZM/2T	2.8x3.5x0.7	8.7~9.6	100	○ Cool White	6500K	105	111	90	119

1W / CRI 90 R9>50 / 18V / 50mA

Product	Size (LxWxHmm)	Forward Voltage (V)	Forward Current (mA)	Color	CCT (K)	Luminous Flux (Min.)	Luminous Flux (Typ.)	CRI (min.)	Luminous Efficacy (lm/W)
67-22ST/RKE-N27108190Z5/SZM/2T	2.8x3.5x0.7	17.0~19.0	50	● Warm White	2700K	108	114	90	123
67-22ST/RKE-N30110190Z5/SZM/2T	2.8x3.5x0.7	17.0~19.0	50	● Warm White	3000K	110	116	90	125
67-22ST/RKE-N40115190Z5/SZM/2T	2.8x3.5x0.7	17.0~19.0	50	○ Neutral White	4000K	115	121	90	131
67-22ST/RKE-N50115190Z5/SZM/2T	2.8x3.5x0.7	17.0~19.0	50	○ Cool White	5000K	115	121	90	131
67-22ST/RKE-N65115190Z5/SZM/2T	2.8x3.5x0.7	17.0~19.0	50	○ Cool White	6500K	115	121	90	131

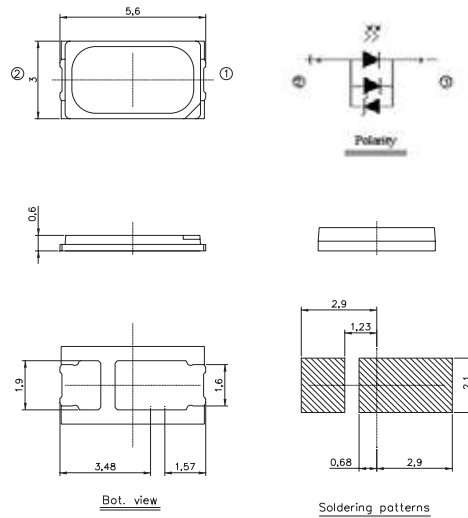
1W / CRI 90 R9>50 / 36V / 25mA

Product	Size (LxWxHmm)	Forward Voltage (V)	Forward Current (mA)	Color	CCT (K)	Luminous Flux (Min.)	Luminous Flux (Typ.)	CRI (min.)	Luminous Efficacy (lm/W)
67-22ST/RKE-N2798380U2/SZM/2T	2.8x3.5x0.7	34.0~38.0	25	● Warm White	2700K	98	104	90	114
67-22ST/RKE-N30103380U2/SZM/2T	2.8x3.5x0.7	34.0~38.0	25	● Warm White	3000K	103	109	90	119
67-22ST/RKE-N40108380U2/SZM/2T	2.8x3.5x0.7	34.0~38.0	25	○ Neutral White	4000K	108	114	90	125
67-22ST/RKE-N50108380U2/SZM/2T	2.8x3.5x0.7	34.0~38.0	25	○ Cool White	5000K	108	114	90	125
67-22ST/RKE-N65108380U2/SZM/2T	2.8x3.5x0.7	34.0~38.0	25	○ Cool White	6500K	108	114	90	125

Low Middle Power LED | 5630 3V



UNIT : mm



0.2W / 3V / 65mA

Product	Size (LxWxHmm)	Forward Voltage (V)	Forward Current (mA)	Color	CCT (K)	Luminous Flux (Min.)	Luminous Flux (Typ.)	CRI (min.)	Luminous Efficacy (lm/W)
G62-127ET/KK8D-M2727X3X92530U6/2T	5.6x3.0x0.6	2.5 - 3.0	65	● Warm White	2700K	33	35	80	196
G62-127ET/KK8D-M3030X4Y02530U6/2T	5.6x3.0x0.6	2.5 - 3.0	65	● Warm White	3000K	34	36	80	202
G62-127ET/KK8D-M3535X4Y02530U6/2T	5.6x3.0x0.6	2.5 - 3.0	65	● Warm White	3500K	34	36	80	202
G62-127ET/KK8D-M4040X6Y22530U6/2T	5.6x3.0x0.6	2.5 - 3.0	65	○ Neutral White	4000K	36	39	80	218
G62-127ET/KK8D-M5050X6Y22530U6/2T	5.6x3.0x0.6	2.5 - 3.0	65	○ Cool White	5000K	36	39	80	218
G62-127ET/KK8D-M5757X6Y22530U6/2T	5.6x3.0x0.6	2.5 - 3.0	65	○ Cool White	5700K	36	39	80	218
G62-127ET/KK8D-M6565X6Y22530U6/2T	5.6x3.0x0.6	2.5 - 3.0	65	○ Cool White	6500K	36	39	80	218

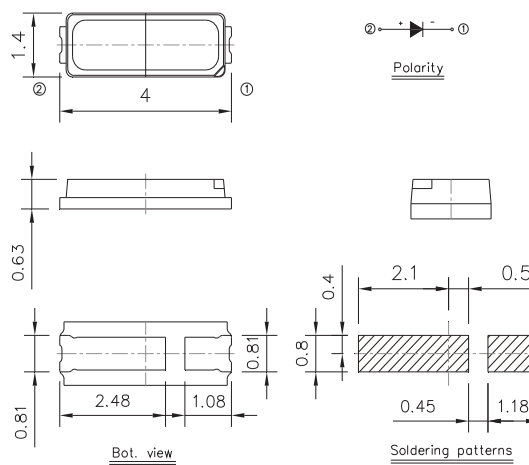
0.2W / 3V / 65mA

Product	Size (LxWxHmm)	Forward Voltage (V)	Forward Current (mA)	Color	CCT (K)	Luminous Flux (Min.)	Luminous Flux (Typ.)	CRI (min.)	Luminous Efficacy (lm/W)
62-127ET/KKX-M2727X5Y12529U6/2T	5.6x3.0x0.65	2.5~2.9	65	● Warm White	2700K	35	37	80	208
62-127ET/KKX-M3030X6Y22529U6/2T	5.6x3.0x0.65	2.5~2.9	65	● Warm White	3000K	36	38	80	213
62-127ET/KKX-M3535X6Y22529U6/2T	5.6x3.0x0.65	2.5~2.9	65	● Warm White	3500K	36	38	80	213
62-127ET/KKX-M4040X8Y42530U6/2T	5.6x3.0x0.65	2.5~2.9	65	○ Neutral White	4000K	38	40	80	225
62-127ET/KKX-M5050X8Y42529U6/2T	5.6x3.0x0.65	2.5~2.9	65	○ Cool White	5000K	38	40	80	225
62-127ET/KKX-M5757X8Y42529U6/2T	5.6x3.0x0.65	2.5~2.9	65	○ Cool White	5700K	38	40	80	225
62-127ET/KKX-M6565X8Y42529U6/2T	5.6x3.0x0.65	2.5~2.9	65	○ Cool White	6500K	38	40	80	225

Low Middle Power LED | 4014 3V



UNIT : mm



0.2W / 3V / 60mA

Product	Size (LxWxHmm)	Forward Voltage (V)	Forward Current (mA)	Color	CCT (K)	Luminous Flux (Min.)	Luminous Flux (Typ.)	CRI (min.)	Luminous Efficacy (lm/W)
50-217S/KKE-B302432Z6/2T	4.0x1.4x0.63	2.8~3.2	60	● Warm White	3000K	24	26	80	140
50-217S/KKE-B352432Z6/2T	4.0x1.4x0.63	2.8~3.2	60	● Warm White	3500K	24	26	80	140
50-217S/KKE-B402632Z6/2T	4.0x1.4x0.63	2.8~3.2	60	○ Neutral White	4000K	26	28	80	151
50-217S/KKE-B432632Z6/2T	4.0x1.4x0.63	2.8~3.2	60	○ Neutral White	4300K	26	28	80	151
50-217S/KKE-B502632Z6/2T	4.0x1.4x0.63	2.8~3.2	60	○ Cool White	5000K	26	28	80	151
50-217S/KKE-B632632Z6/2T	4.0x1.4x0.63	2.8~3.2	60	○ Cool White	6300K	26	28	80	151
50-217S/KKE-B652632Z6/2T	4.0x1.4x0.63	2.8~3.2	60	○ Cool White	6500K	26	28	80	151

0.2W / 3V / 60mA

Product	Size (LxWxHmm)	Forward Voltage (V)	Forward Current (mA)	Color	CCT (K)	Luminous Flux (Min.)	Luminous Flux (Typ.)	CRI (min.)	Luminous Efficacy (lm/W)
50-217S/KKE-B302632Z6/2T	4.0x1.4x0.63	2.8~3.2	60	● Warm White	3000K	26	28	80	151
50-217S/KKE-B352632Z6/2T	4.0x1.4x0.63	2.8~3.2	60	● Warm White	3500K	26	28	80	151
50-217S/KKE-B402832Z6/2T	4.0x1.4x0.63	2.8~3.2	60	○ Neutral White	4000K	28	30	80	161
50-217S/KKE-B432832Z6/2T	4.0x1.4x0.63	2.8~3.2	60	○ Neutral White	4300K	28	30	80	161
50-217S/KKE-B502832Z6/2T	4.0x1.4x0.63	2.8~3.2	60	○ Cool White	5000K	28	30	80	161
50-217S/KKE-B632832Z6/2T	4.0x1.4x0.63	2.8~3.2	60	○ Cool White	6300K	28	30	80	161
50-217S/KKE-B652832Z6/2T	4.0x1.4x0.63	2.8~3.2	60	○ Cool White	6500K	28	30	80	161

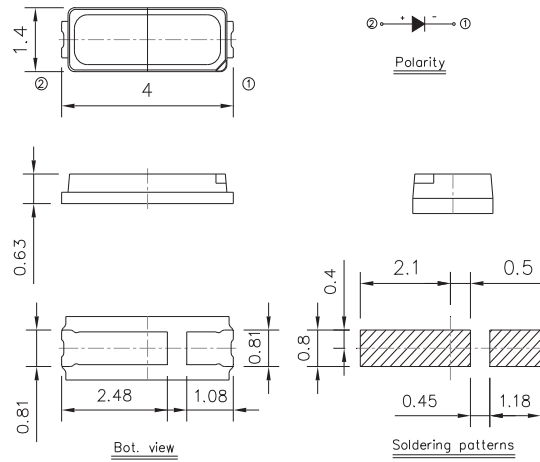
0.2W / 3V / 60mA

Product	Size (LxWxHmm)	Forward Voltage (V)	Forward Current (mA)	Color	CCT (K)	Luminous Flux (Min.)	Luminous Flux (Typ.)	CRI (min.)	Luminous Efficacy (lm/W)
50-217S/KKE-B302832Z6/2T	4.0x1.4x0.63	2.8~3.2	60	● Warm White	3000K	28	30	80	161
50-217S/KKE-B352832Z6/2T	4.0x1.4x0.63	2.8~3.2	60	● Warm White	3500K	28	30	80	161
50-217S/KKE-B403032Z6/2T	4.0x1.4x0.63	2.8~3.2	60	○ Neutral White	4000K	30	32	80	172
50-217S/KKE-B433032Z6/2T	4.0x1.4x0.63	2.8~3.2	60	○ Neutral White	4300K	30	32	80	172
50-217S/KKE-B503032Z6/2T	4.0x1.4x0.63	2.8~3.2	60	○ Cool White	5000K	30	32	80	172
50-217S/KKE-B633032Z6/2T	4.0x1.4x0.63	2.8~3.2	60	○ Cool White	6300K	30	32	80	172
50-217S/KKE-B653032Z6/2T	4.0x1.4x0.63	2.8~3.2	60	○ Cool White	6500K	30	32	80	172

Low Middle Power LED | 4014 3V



UNIT : mm



0.2W / 3V / 60mA

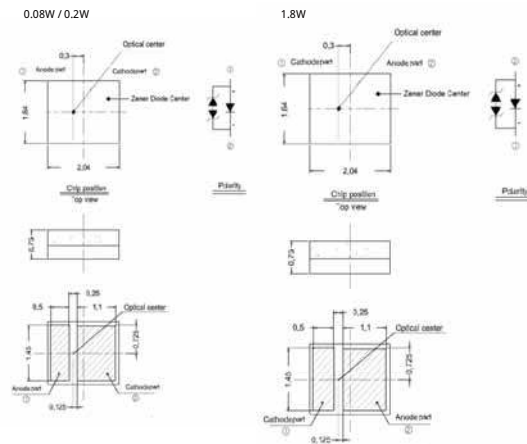
Product	Size (LxWxHmm)	Forward Voltage (V)	Forward Current (mA)	Color	CCT (K)	Luminous Flux (Min.)	Luminous Flux (Typ.)	CRI (min.)	Luminous Efficacy (lm/W)
50-217S/KKE-B303032Z6/2T	4.0x1.4x0.63	2.8~3.2	60	● Warm White	3000K	30	32	80	172
50-217S/KKE-B353032Z6/2T	4.0x1.4x0.63	2.8~3.2	60	● Warm White	3500K	30	32	80	172
50-217S/KKE-B403232Z6/2T	4.0x1.4x0.63	2.8~3.2	60	○ Neutral White	4000K	32	34	80	183
50-217S/KKE-B433232Z6/2T	4.0x1.4x0.63	2.8~3.2	60	○ Neutral White	4300K	32	34	80	183
50-217S/KKE-B503232Z6/2T	4.0x1.4x0.63	2.8~3.2	60	○ Cool White	5000K	32	34	80	183
50-217S/KKE-B633232Z6/2T	4.0x1.4x0.63	2.8~3.2	60	○ Cool White	6300K	32	34	80	183
50-217S/KKE-B653232Z6/2T	4.0x1.4x0.63	2.8~3.2	60	○ Cool White	6500K	32	34	80	183

Low Middle Power LED

UVA | LOW / MIDDLE / HIGH POWER LED | 2016



UNIT : mm



2016 ceramic substrate / 0.08W / 3.5V / 20mA / 120°

Product	Size (LxWxHmm)	View Angle	Forward Voltage (V)	Forward Current (mA)	Wavelength (nm)	Radiant Flux (mW)
ELUA2016OGB-P6070Q43040020-VA1M	2.0x1.6x0.75	120°	3.0~4.0	20	360~370	20
ELUA2016OGB-P8090Q53040020-VA1M	2.0x1.6x0.75	120°	3.0~4.0	20	380~390	25
ELUA2016OGB-P9000Q53040020-VA1M	2.0x1.6x0.75	120°	3.0~4.0	20	390~400	25
ELUA2016OGB-P0010Q53040020-VA1M	2.0x1.6x0.75	120°	3.0~4.0	20	400~410	25

2016 ceramic substrate / 0.2W / 3.5V / 60mA / 120°

Product	Size (LxWxHmm)	View Angle	Forward Voltage (V)	Forward Current (mA)	Wavelength (nm)	Radiant Flux (mW)
ELUA2016OGB-P6070R13040060-V21M	2.0x1.6x0.75	120°	3.0~4.0	60	360~370	50
ELUA2016OGB-P8090R43040060-V21M	2.0x1.6x0.75	120°	3.0~4.0	60	380~390	65
ELUA2016OGB-P9000R53040060-V21M	2.0x1.6x0.75	120°	3.0~4.0	60	390~400	70
ELUA2016OGB-P0010R53040060-V21M	2.0x1.6x0.75	120°	3.0~4.0	60	400~410	70

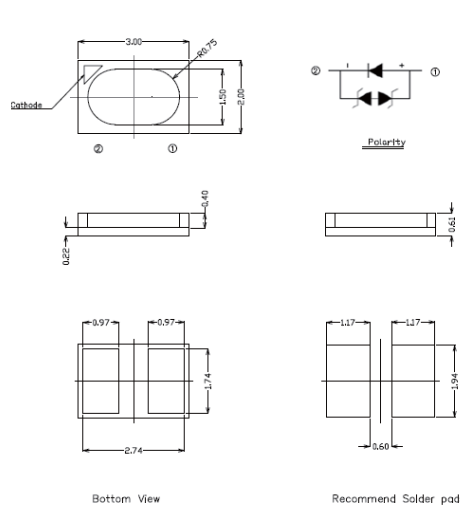
2016 ceramic substrate / 1.8W / 3.5V / 500mA / 120°

Product	Size (LxWxHmm)	View Angle	Forward Voltage (V)	Forward Current (mA)	Wavelength (nm)	Radiant Flux (mW)
ELUA2016OGB-P6070T53240500-VD1M	2.0x1.6x0.75	120°	3.2~4.0	500	360~370	500
ELUA2016OGB-P8090T73240500-VD1M	2.0x1.6x0.75	120°	3.2~4.0	500	380~390	600
ELUA2016OGB-P9000T73240500-VD1M	2.0x1.6x0.75	120°	3.2~4.0	500	390~400	600
ELUA2016OGB-P0010T73240500-VD1M	2.0x1.6x0.75	120°	3.2~4.0	500	400~410	600

UVA | LOW MIDDLE POWER LED | 3020



UNIT : mm



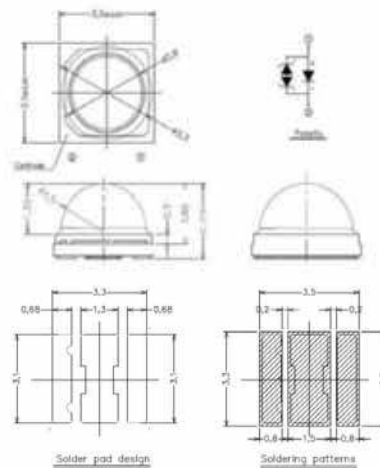
3020 ceramic substrate / 0.08W / 3.5V / 20mA / 120°

Product	Size (LxWxHmm)	View Angle	Forward Voltage (V)	Forward Current (mA)	Wavelength (nm)	Radiant Flux (mW)
ELUA3020LUB-P6070Q43040020-VA1D	3.0x2.0x0.62	120°	3.0~4.0	20	360~370	20
ELUA3020LUB-P8090Q53040020-VA1D	3.0x2.0x0.62	120°	3.0~4.0	20	380~390	25
ELUA3020LUB-P9000Q53040020-VA1D	3.0x2.0x0.62	120°	3.0~4.0	20	390~400	25
ELUA3020LUB-P0010Q53040020-VA1D	3.0x2.0x0.62	120°	3.0~4.0	20	400~410	25

UVA | HIGH POWER LED | 3535



UNIT : mm



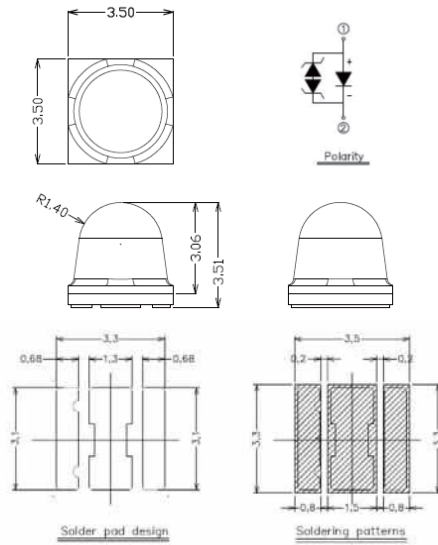
3535 ceramic substrate / 1.8W / 3.5V / 500mA / 120°

Product	Size (LxWxHmm)	View Angle	Forward Voltage (V)	Forward Current (mA)	Wavelength (nm)	Radiant Flux (mW)
ELUA3535OGB-P6070U23240500-VD1M	3.5x3.5x2.35	120°	3.2~4.0	500	360~370	1000
ELUA3535OGB-P8090U23240500-VD1M	3.5x3.5x2.35	120°	3.2~4.0	500	380~390	1000
ELUA3535OGB-P9000U23240500-VD1M	3.5x3.5x2.35	120°	3.2~4.0	500	390~400	1000
ELUA3535OGB-P0010U23240500-VD1M	3.5x3.5x2.35	120°	3.2~4.0	500	400~410	1000

UVA | HIGH POWER LED | 3535



UNIT : mm



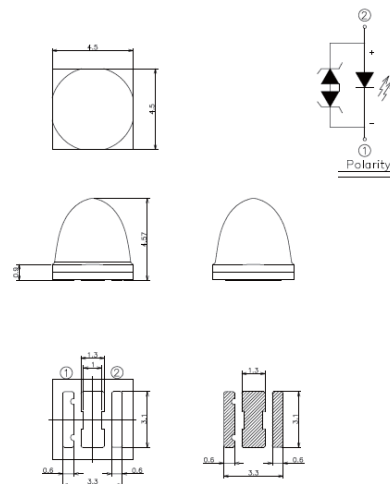
3535 ceramic substrate / 1.8W / 3.5V / 500mA / 50°

Product	Size (LxWxHmm)	View Angle	Forward Voltage (V)	Forward Current (mA)	Wavelength (nm)	Radiant Flux (mW)
ELUA3535OG5-P6070U13240500-VD1M	3.5x3.5x3.51	50°	3.2~4.0	500	360~370	900
ELUA3535OG5-P8090U23240500-VD1M	3.5x3.5x3.51	50°	3.2~4.0	500	380~390	1000
ELUA3535OG5-P9000U23240500-VD1M	3.5x3.5x3.51	50°	3.2~4.0	500	390~400	1000
ELUA3535OG5-P0010U23240500-VD1M	3.5x3.5x3.51	50°	3.2~4.0	500	400~410	1000

UVA | HIGH POWER LED | 4545




UNIT : mm



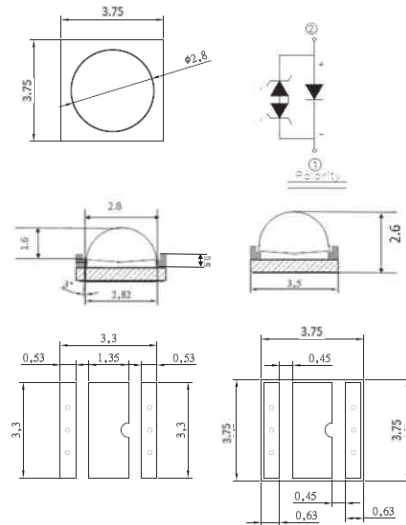
4545 ceramic substrate / 1.8W / 3.5V / 500mA / 30°

Product	Size (LxWxHmm)	View Angle	Forward Voltage (V)	Forward Current (mA)	Wavelength (nm)	Radiant Flux (mW)
ELUA4545OG3-P6070U13241500-VD1M	4.5x4.5x4.57	30°	3.2~4.1	500	360~370	900
ELUA4545OG3-P8090U23241500-VD1M	4.5x4.5x4.57	30°	3.2~4.1	500	380~390	1000
ELUA4545OG3-P9000U23241500-VD1M	4.5x4.5x4.57	30°	3.2~4.1	500	390~400	1000
ELUA4545OG3-P0010U23241500-VD1M	4.5x4.5x4.57	30°	3.2~4.1	500	400~410	1000

UVA | HIGH POWER LED | 3535 Glass Lens




UNIT : mm



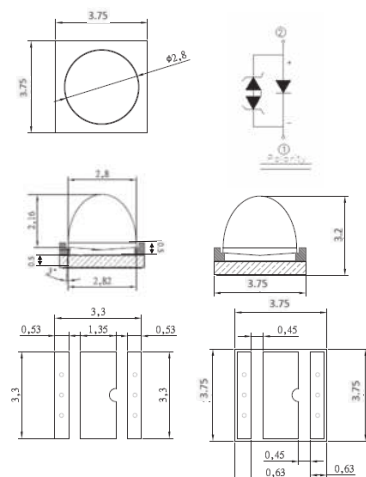
3535 ceramic substrate / 4W / 4V / 1000mA / 60°

Product	Size (LxWxHmm)	View Angle	Forward	Forward Current (mA)	Wavelength (nm)	Radiant Flux (mW)
ELUA3535NU6-P6070U23648700-V41G	3.75x3.75x2.6	60°	3.6~4.8	700	360~370	1000
ELUA3535NU6-P8090U736481K0-V41G	3.75x3.75x2.6	60°	3.6~4.8	1000	380~390	1500
ELUA3535NU6-P9000U736481K0-V41G	3.75x3.75x2.6	60°	3.6~4.8	1000	390~400	1500
ELUA3535NU6-P0010U736481K0-V41G	3.75x3.75x2.6	60°	3.6~4.8	1000	400~410	1500

UVA | HIGH POWER LED | 3535 Glass Lens



UNIT : mm



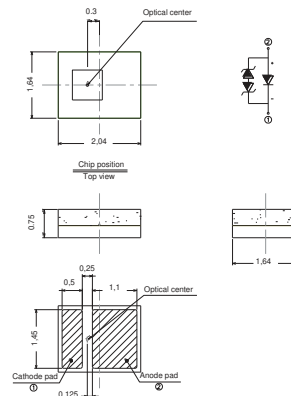
3535 ceramic substrate / 4W / 4V / 1000mA / 30°

Product	Size (LxWxHmm)	View Angle	Forward	Forward Current (mA)	Wavelength (nm)	Radiant Flux (mW)
ELUA3535NU3-P6070U23648700-V41G	3.75x3.75x3.2	30°	3.6~4.8	700	360~370	1000
ELUA3535NU3-P8090U736481K0-V41G	3.75x3.75x3.2	30°	3.6~4.8	1000	380~390	1500
ELUA3535NU3-P9000U736481K0-V41G	3.75x3.75x3.2	30°	3.6~4.8	1000	390~400	1500
ELUA3535NU3-P0010U736481K0-V41G	3.75x3.75x3.2	30°	3.6~4.8	1000	400~410	1500

Flash LED | High Power Flash LED | 2016 Package Dual Color



UNIT : mm

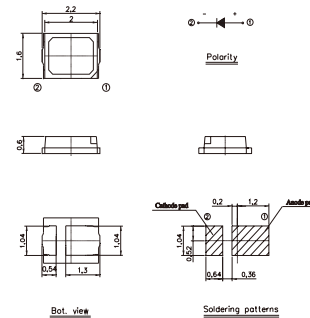


Product	Size (LxWxHmm)	Color	CCT (K)	Typ. Luminous Flux (lm)	Forward Voltage (V)	I _F (mA)
ELCH07-NB2025J5J7283910-F3H	2.04x1.64x0.75	● Warm White	2000~2500	210	2.85~3.95	1000mA
ELCH07-NB5060J6J8283910-F3H	2.04x1.64x0.75	○ White	5000~6000	260	2.85~3.95	1000mA
ELCH08-NF2025J5J8283910-FDH	2.04x1.64x0.75	● Warm White	2000~2500	220	2.85~3.9	1000mA
ELCH08-NF5565J7J9283910-FDH	2.04x1.64x0.75	○ White	5500~6500	300	2.85~3.9	1000mA

Flash LED | High Power Flash LED | 2016 Package Type



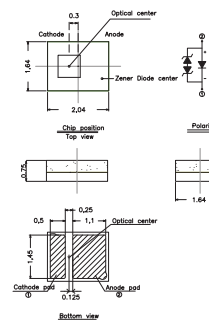
UNIT : mm



Product	Size (LxWxHmm)	Color	CCT (K)	Typ. Luminous Flux (lm)	Forward Voltage (V)	I _F (mA)	CRI
37-21S-NKK2C-H5050M41N42936Z6-2T-FS	2.2x1.6x0.6	Cool White	5000	22~33	2.9~3.6	60mA	>80
				38.8	3.3	100mA	
37-21ST-KK2C-H5050R1R42835Z15-2T-FS	2.2x1.6x0.6	Cool White	5000	50~70	2.8~3.5	150mA	>80
				117.6	3.96	350mA	



UNIT : mm

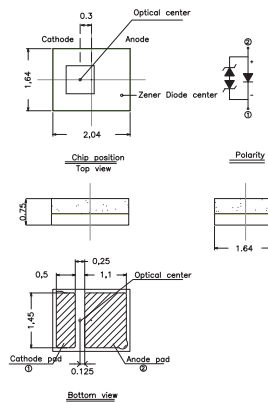


Product	Size (LxWxHmm)	Color	CCT (K)	Typ. Luminous Flux (lm)	Forward Voltage (V)	I _F (mA)
ELCH07-NB5060J6J8283910-F3W	2.04x1.64x0.75	White	5000~6000	250	2.85~3.95	1000mA

Flash LED | High Power Flash LED | 2016 Package Type



UNIT : mm

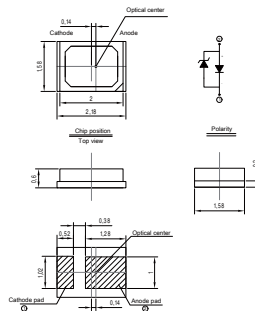


Product	Size (LxWxHmm)	Color	CCT (K)	Typ. Luminous Flux (lm)	Forward Voltage (V)	I _F (mA)
ELCH08-NB5060J7J9283910-F1S	2.04x1.64x0.75	○ White	5000~6000	300	2.85~3.95	1000mA
ELCH09-NB5060J8K2283910-FDX	2.04x1.64x0.75	○ White	5000~6000	350	2.85~3.95	1000mA

Flash LED | High Power Flash LED | 2016 Package HCRI Type



UNIT : mm

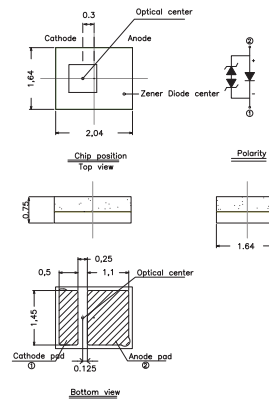


Product	Size (LxWxHmm)	Color	CCT (K)	Typ. Luminous Flux (lm)	Forward Voltage (V)	I _F (mA)	CRI
ELEM-KB5060F9J4294003-T6C	2.18x1.58x0.6	○ White	5000~6000	115	2.95~4.05	350mA	>80


Flash LED | High Power Flash LED | 2016 Package HCRI Type



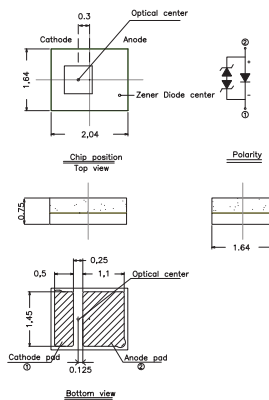
UNIT : mm




Product	Size (LxWxHmm)	Color	CCT (K)	Typ. Luminous Flux (lm)	Forward Voltage (V)	I _F (mA)	CRI
ELCH07-KB4050J5J8283910-F3H	2.04x1.64x0.75	○ White	4000~5000	220	2.85~3.95	1000mA	>80
ELCH08-KB4050J6J8283910-FDH	2.04x1.64x0.75	○ White	4000~5000	250	2.85~3.95	1000mA	>80



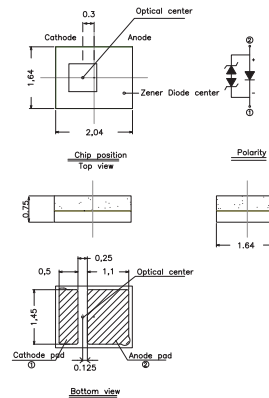
UNIT : mm



Product	Size (LxWxHmm)	Color	CCT (K)	Typ. Luminous Flux (lm)	Forward Voltage (V)	I _F (mA)	CRI
ELCH08-KB5060J7J9283810-FDX	2.04x1.64x0.75	○ White	5000~6000	300	2.85~3.8	1000mA	>80



UNIT : mm

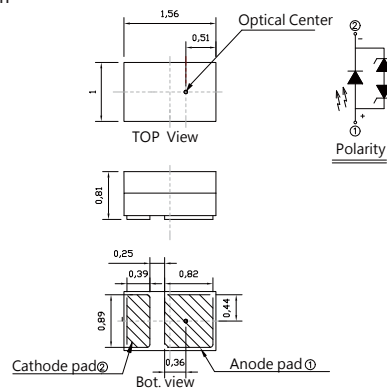


Product	Size (LxWxHmm)	Color	CCT (K)	Typ. Luminous Flux (lm)	Forward Voltage (V)	I _F (mA)	CRI
ELCH08-HB3545J6J8283910-FDS	2.04x1.64x0.75	○ White	3500~4500	220	2.85~3.95	1000mA	>90

Flash LED | High Power Flash LED | 1610 Package Dual Type



UNIT : mm

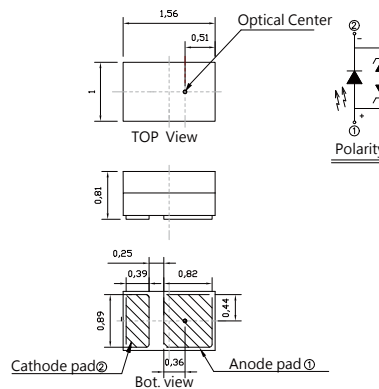


Product	Size (LxWxHmm)	Color	CCT (K)	Typ. Luminous Flux (lm)	Forward Voltage (V)	I _F (mA)
ELAT07-NB2025J5J7293910-F3Y	1.56x1.0x0.81	Warm White	2000~2500	200	2.95~3.95	1000mA
ELAT07-NB5060J6J8293910-F3X	1.56x1.0x0.81	Cool White	5000~6000	260	2.95~3.95	1000mA

Flash LED | High Power Flash LED | 1610 Package HCRI Type



UNIT : mm

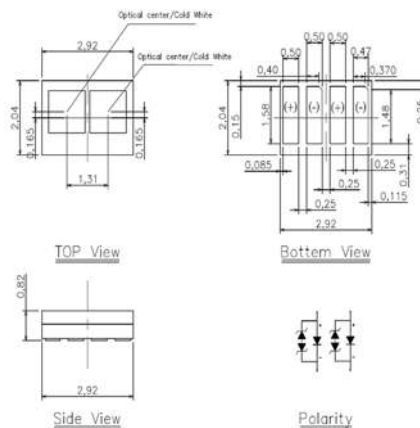


Product	Size (LxWxHmm)	Color	CCT (K)	Typ. Luminous Flux (lm)	Forward Voltage (V)	CRI	I _F (mA)
ELAT07-KB4050J5J7293910-F1S	1.56x1.0x0.81	Cool White	4000~5000	220	2.95~3.95	>80	1000

Flash LED | High Power Flash LED | ELDA Series



UNIT : mm

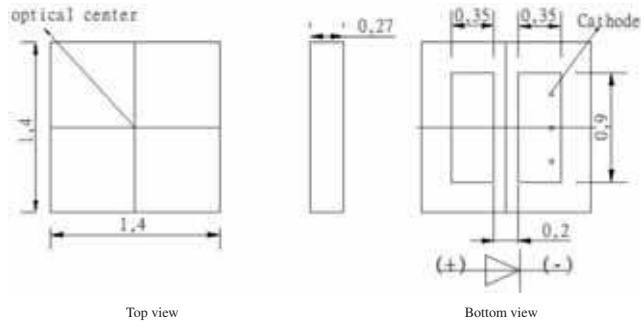


Product	Size (LxWxHmm)	Color	CCT (K)	Typ. Luminous Flux (lm)	Forward Voltage (V)	I _F (mA)	CRI
ELDA06-HB2555J3J8283910-FCX	2.92x2.04x0.82	Warm White	2250 ~2750	170	2.85~3.95	1000mA	>90
		Cold White	5000~6000	220	2.85~3.95	1000mA	
ELDA08-NB5060J6J8283910-FCX	2.92x2.04x0.82	Cold White	5000~6000	270	2.85~3.95	1000mA	NA

Flash LED | High Power Flash LED | CSP Dual Color Type




UNIT : mm

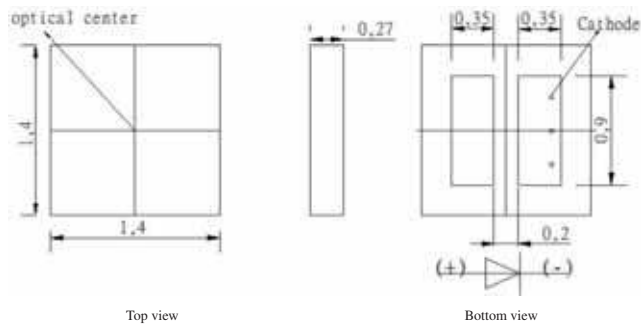


Product	Size (LxWxHmm)	Color	CCT (K)	Typ. Luminous Flux (lm)	Forward Voltage (V)	If(mA)
ELCS14B-NB2025J6J8283910-F4Z	1.4X1.4X0.27	Warm White	2000~2500	230	2.85~3.95	1000mA
ELCS14B-NB5060J7J9283910-F4Z	1.4X1.4X0.27	White	5000~6000	290	2.85~3.95	1000mA

Flash LED | High Power Flash LED | CSP HCRI Type




UNIT : mm

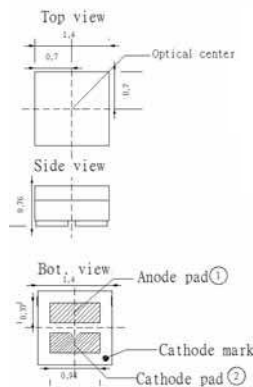


Product	Size (LxWxHmm)	Color	CCT (K)	Typ. Luminous Flux (lx)	Forward Voltage (V)	If(mA)	CRI
ELCS14B-KB4050J6J8283910-FCZ	1.4X1.4X0.27	White	4000~5000	250	2.85~3.95	1000mA	>80

Flash LED | High Power Flash LED | CSP with substrate




UNIT : mm

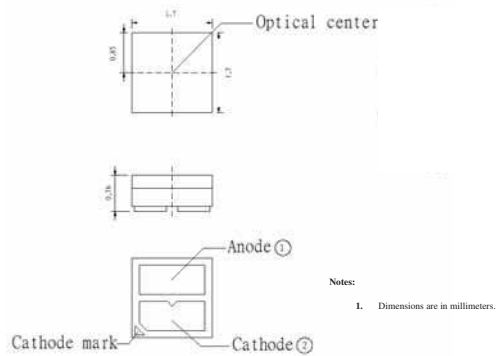


Product	Size (LxWxHmm)	Color	CCT (K)	Typ. Luminous Flux (lx)	Forward Voltage (V)	If(mA)
ELCS14G-NB2025J6J7293910-F3Y	1.4X1.4X0.76	Warm White	2000~2500	220	2.95~3.95	1000mA
ELCS14G-NB5060J6J8293910-F3X	1.4X1.4X0.76	Cold White	5000~6000	245	2.95~3.95	1000mA

Flash LED | High Power Flash LED | CSP with substrate



UNIT : mm

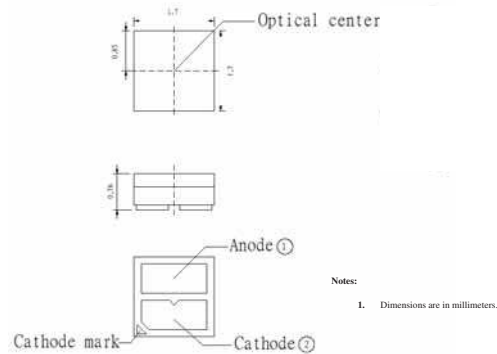


Product	Size (LxWxHmm)	Color	CCT (K)	Typ. Luminous Flux (lx)	Forward Voltage (V)	If(mA)
ELCS17G-NB4050J8K1293910-F4X	1.7X1.7X0.76	Cold White	4000~5000	330	2.95~3.95	1000mA

Flash LED | High Power Flash LED | CSP HCRI with substrate




UNIT : mm

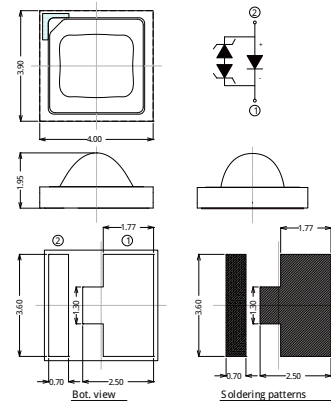


Product	Size (LxWxHmm)	Color	CCT (K)	Typ. Luminous Flux (lx)	Forward Voltage (V)	If(mA)	CRI
ELCS17G-KB4050J8K1293910-F6X	1.7X1.7X0.76	Cold White	4000~5000	330	2.95~3.95	1000mA	>80

Flash LED | High Power Flash LED | Module Type



UNIT : mm

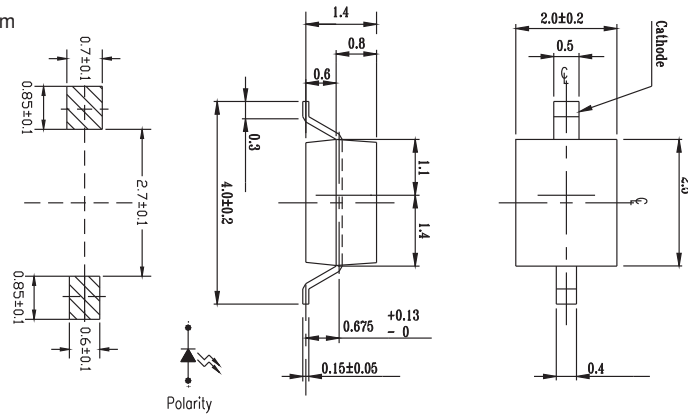


Product	Size (LxWxHmm)	Color	CCT (K)	Typ. Illuminance (lx)	Forward Voltage (V)	I _f (mA)
ELYU03-5070J5J7294310-N0	4.0x3.9x1.95	White	5000~7000	265	2.95~4.35	1000mA
ELYU03-5060J5J7294310-N0	4.0x3.9x1.95	White	5000~7000	265	2.95~4.05	1000mA

SMD LED | Subminiature LED Lamps (Leadframe)



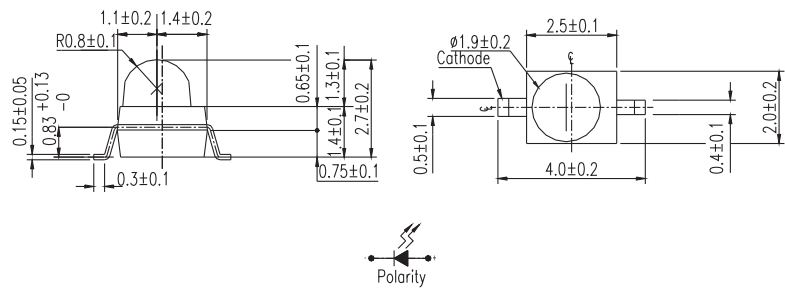
UNIT : mm



Product	Size (LxWxHmm)	Color	λ_d (nm)/CIE(x,y)	I_v Min./Typ. (mcd)	I_v Max. (mcd)	V_F Min. (V)	V_F Typ. (V)	V_F Max. (V)	I_F (mA)
28-21SDRC/S530-A3/TR8	2.5x2.0x1.4	● Deep Red	639	20 / 27	N	1.7	2	2.4	20
28-21SURC/S530-A2/TR8	2.5x2.0x1.4	● Hyper Red	624	11 / 26	N	N	2	2.4	20
28-21UYC/S530-A3/TR8	2.5x2.0x1.4	● Super Yellow	589	21 / 33	N	N	2	2.4	20



UNIT : mm

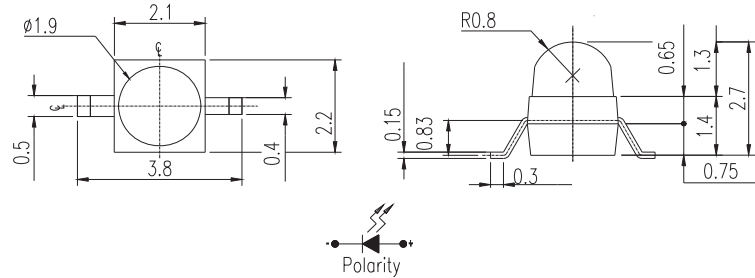


Product	Size (LxWxHmm)	Color	λ_d (nm)/CIE(x,y)	I_v Min./Typ. (mcd)	I_v Max. (mcd)	V_F Min. (V)	V_F Typ. (V)	V_F Max. (V)	I_F (mA)
91-21SUBC/S400-A6/TR7	2.0x2.5x2.7	● Super Blue	470	650 / 800	N	N	3.5	4.0	20
91-21SUGC/S400-A4/TR7	2.0x2.5x2.7	● Super Green	525	2000 / 2300	N	N	3.5	4.3	20
91-21SURC/S530-A6/TR7	2.0x2.5x2.7	● Hyper Red	624	802 / 1232	N	N	2	2.4	20
91-21SYGC/S530-E4/TR7	2.0x2.5x2.7	● Super Yellow Green	573	528 / 594	N	N	2	2.4	20
91-21USRC/S530-A4/TR7	2.0x2.5x2.7	● Dark Red	631	344 / 578	N	N	2	2.4	20

SMD LED | Subminiature LED Lamps (Leadframe)



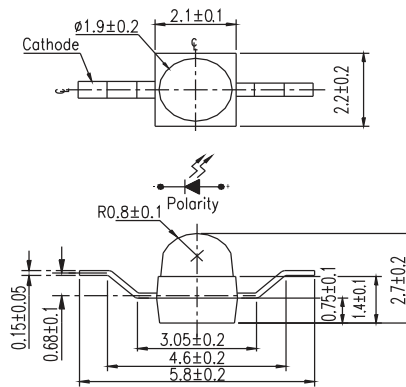
UNIT : mm



Product	Size (LxWxHmm)	Color	λ_d (nm)/ CIE(x,y)	I_v Min./Typ. (mcd)	I_v Max. (mcd)	V_F Min. (V)	V_F Typ. (V)	V_F Max. (V)	I_F (mA)
95-21SUGC/S400-A4/TR7	2.1x2.2x2.7	● Super Green	525	2000 / 2300	N	N	3.5	4.3	20
95-21SYGC/S530-E2/TR7	2.1x2.2x2.7	● Brilliant Yellow Green	573	264 / 330	N	1.7	2	2.4	20
95-21USRD/S357/TR7	2.1x2.2x2.7	● Dark Red	631	45 / 100	N	N	2	2.4	20
95-21UYC/S530-A5/TR7	2.1x2.2x2.7	● Super Yellow	589	793 / 1156	N	N	2	2.4	20



UNIT : mm



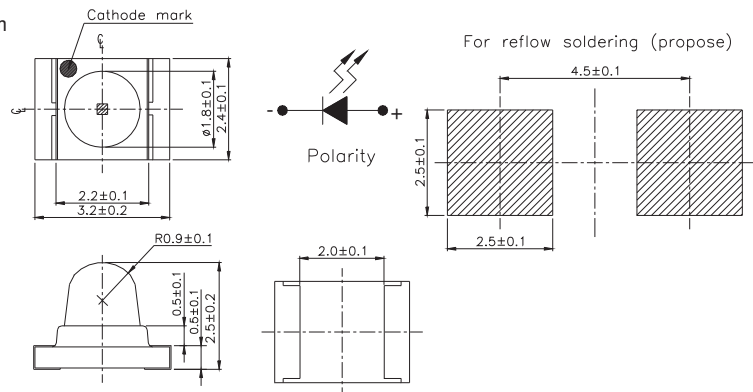
95-21F10/TR10

Product	Size (LxWxHmm)	Color	λ_d (nm)/ CIE(x,y)	I_v Min./Typ. (mcd)	I_v Max. (mcd)	V_F Min. (V)	V_F Typ. (V)	V_F Max. (V)	I_F (mA)
95-21SDRC/S530-A3/TR10	2.1x2.2x2.7	● Brilliant Red	639	330 / 495	N	1.7	2	2.4	20
95-21SUBC/S400-A5/TR10	2.1x2.2x2.7	● Super Blue	470	500 / 800	N	N	3.5	4.3	20

SMD LED | Surface Mount Chip LED (PCB) | Top View LED



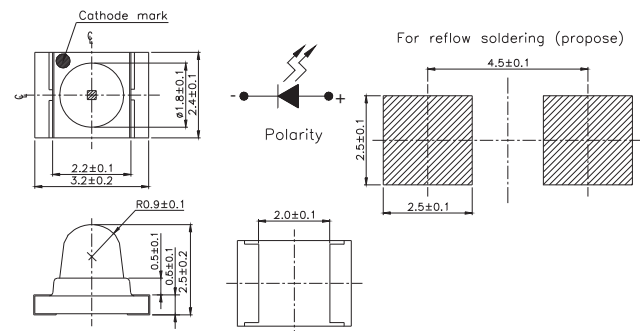
UNIT : mm



Product	Size (LxWxHmm)	Color	λ_d (nm)/ CIE(x,y)	I_v Min./Typ. (mcd)	I_v Max. (mcd)	V_F Min./Typ. (V)	V_F Max. (V)	I_F (mA)
42-21/BHC-AUW/1T	3.2x2.4x2.5	● Blue	470	450	1800	2.7 / 3.3	3.7	20



UNIT : mm

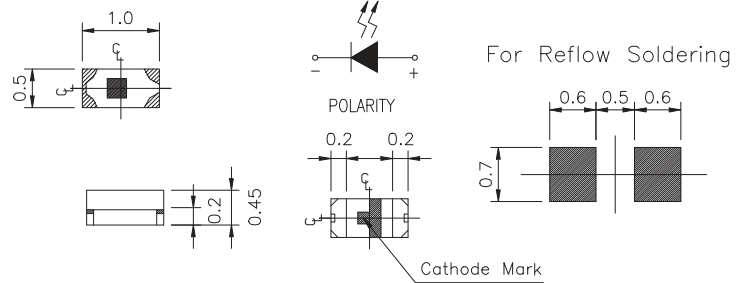


Product	Size (LxWxHmm)	Color	λ_d (nm)/ CIE(x,y)	I_v Min./Typ. (mcd)	I_v Max. (mcd)	V_F Min./Typ. (V)	V_F Max. (V)	I_F (mA)
42-21A/BHC-ZV1W2N/1T	3.2x2.4x2.5	● Blue	470	715	1800	2.65	3.75	20
42-21A/GHC-YX1Y2N/1T	3.2x2.4x2.5	● Brilliant Green	525	1800	4500	2.7	3.7	20

SMD LED | Surface Mount Chip LED (PCB) | Top View 0402 (0.2T~0.5T)



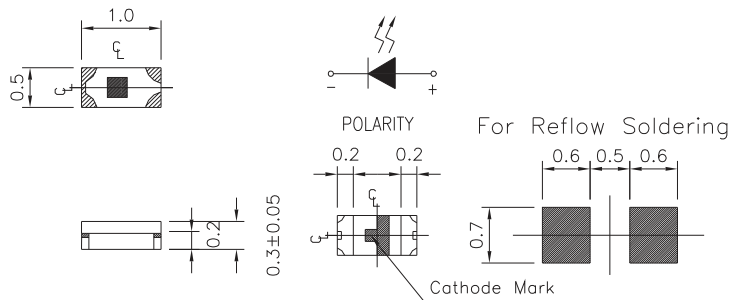
UNIT : mm



Product	Size (LxWxHmm)	Color	λ_d (nm)/CIE(x,y)	I_v Min./Typ. (mcd)	I_v Max. (mcd)	V_f Min./Typ. (V)	V_f Max. (V)	I_f (mA)
16-213/BHC-AN1P2/3T	1.0x0.5x0.45	● Blue	470	28.5	72	2.7 / 3.3	3.7	20
16-213/BHC-ZL1M2QY/3T	1.0x0.5x0.45	● Blue	470	11.5	28.5	2.7	3.2	5
16-213/GHC-YR1S1/3T	1.0x0.5x0.45	● Brilliant Green	525	112	225	2.7 / 3.3	3.7	20
16-213/R6C-A2225VZ/3T	1.0x0.5x0.45	● Brilliant Red	624	20	40.5	1.7	2.2	10
16-213/T3D-AP1Q2QY/3T	1.0x0.5x0.45	○ Pure White	x=0.29, y=0.30	45	112	2.7	3.2	5
16-213/T7D-AQ1R1QY/3T	1.0x0.5x0.45	○ Pure White	x=0.29, y=0.30	72	140	2.7	3.2	5



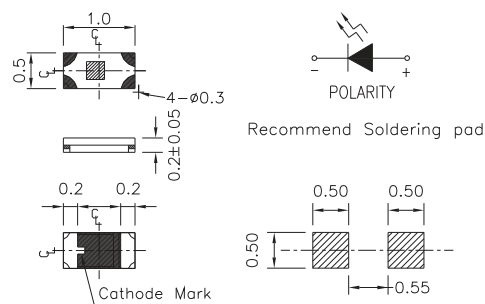
UNIT : mm



Product	Size (LxWxHmm)	Color	λ_d (nm)/CIE(x,y)	I_v Min./Typ. (mcd)	I_v Max. (mcd)	V_f Min./Typ. (V)	V_f Max. (V)	I_f (mA)
16-216/T3D-AQ1R2TY/3T	1.0x0.5x0.3	○ Pure White	x=0.29, y=0.30	72	180	2.6	3	5



UNIT : mm



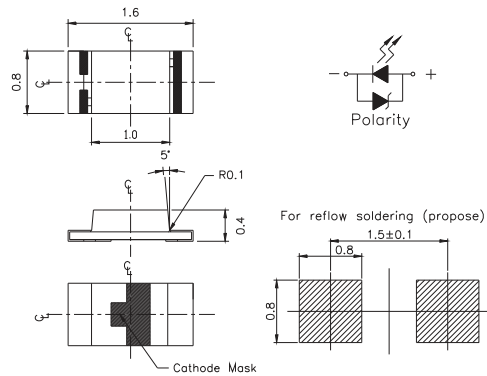
Product	Size (LxWxHmm)	Color	λ_d (nm)/CIE(x,y)	I_v Min./Typ. (mcd)	I_v Max. (mcd)	V_f Min./Typ. (V)	V_f Max. (V)	I_f (mA)
16-219A/T2D-AR2T1QY/3T	1.0x0.5x0.2	○ Pure White	x=0.29, y=0.30	140	360	2.7	3.2	5

SMD LED

SMD LED ■ Surface Mount Chip LED (PCB) ■ Top View 0603 (0.2T~0.8T)



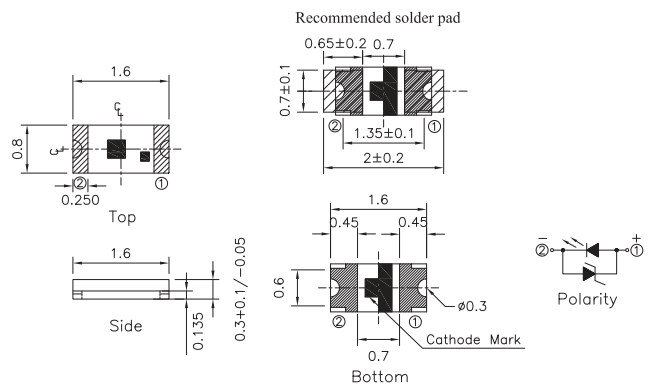
UNIT : mm



Product	Size (LxWxHmm)	Color	λ_d (nm)/CIE(x,y)	I_v Min./Typ. (mcd)	I_v Max. (mcd)	V_F Min./Typ. (V)	V_F Max. (V)	I_F (mA)
19-117/BHC-YJ2K2TX/3T	1.6x0.8x0.4	● Blue	470	5.8	11.5	2.6	3	2
19-117/BHC-ZL1M2RY/3T	1.6x0.8x0.4	● Blue	470	11.5	28.5	2.5	3.1	5
19-117/T1D-AP2Q2QY/3T	1.6x0.8x0.4	○ Pure White	x=0.274, y=0.226	57	112	2.7	3.2	5




UNIT : mm

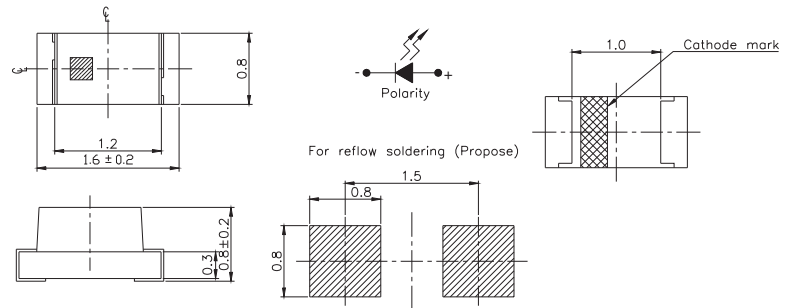


Product	Size (LxWxHmm)	Color	λ_d (nm)/CIE(x,y)	I_v Min./Typ. (mcd)	I_v Max. (mcd)	V_F Min./Typ. (V)	V_F Max. (V)	I_F (mA)
19-118/BHC-ZL1M2QY/3T	1.6x0.8x0.3	● Blue	470	11.5	28.5	2.7	3.2	5

SMD LED | Surface Mount Chip LED (PCB) | Top View 0603 (0.2T~0.8T)



UNIT : mm

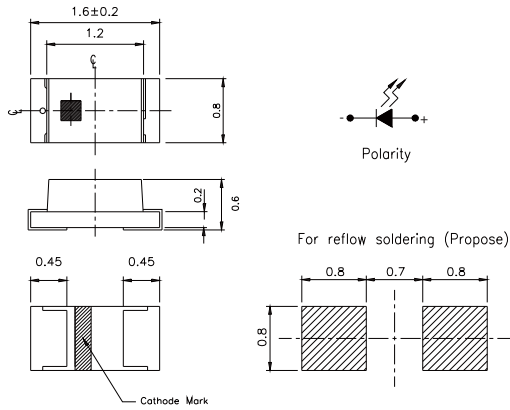


Product	Size (LxWxHmm)	Color	λ_d (nm)/CIE(x,y)	I_v Min./Typ. (mcd)	I_v Max. (mcd)	V_F Min./Typ. (V)	V_F Max. (V)	I_F (mA)
19-21/B6C-AP2Q2M/3T	1.6x0.8x0.8	● Blue	470	57	112	2.75	3.95	20
19-21/BHC-AP1Q2/3T	1.6x0.8x0.8	● Blue	470	45	112	2.7 / 3.3	3.7	20
19-21/BHC-YL1M1RY/3T	1.6x0.8x0.8	● Blue	470	11.5	22.5	2.5	3.1	5
19-21/BHC-ZQ1R2N/3T	1.6x0.8x0.8	● Blue	470	72	180	2.7	3.7	20
19-21/G6C-AL1M2LY/3T	1.6x0.8x0.8	● Brilliant Yellow Green	573	11.5	28.5	1.7	2.3	5
19-21/G6C-FM1N2B/3T	1.6x0.8x0.8	● Brilliant Yellow Green	573	18	45	1.75	2.35	20
19-21/G6C-FP1Q1L/3T	1.6x0.8x0.8	● Brilliant Yellow Green	573	45	90	1.7	2.3	20
19-21/GHC-YN1P2QY/3T	1.6x0.8x0.8	● Brilliant Green	525	28.5	72	2.7	3.2	5
19-21/GPC-FL1M2B/3T	1.6x0.8x0.8	● Green	562	11.5	28.5	1.75	2.35	20
19-21/R6C-AL2N1VY/3T	1.6x0.8x0.8	● Brilliant Red	624	14.5	36	1.7	2.2	5
19-21/R6C-FP1Q2L/3T	1.6x0.8x0.8	● Brilliant Red	624	45	112	1.7	2.3	20
19-21/R7C-AK1L2BY/3T	1.6x0.8x0.8	● Deep Red	631	7.2	18	1.75	2.35	5
19-21/R7C-AN2Q1B/3T	1.6x0.8x0.8	● Deep Red	631	36	90	1.75	2.35	20
19-21/R8C-FN2Q1L/3T	1.6x0.8x0.8	● Deep Red	639	36	90	1.7	2.3	20
19-21/S2C-AL2M2VY/3T	1.6x0.8x0.8	● BrilliantOrange	605	14.5	28.5	1.7	2.2	5
19-21/S2C-AQ1R2B/3T	1.6x0.8x0.8	● BrilliantOrange	605	72	180	1.75	2.35	20
19-21/T1D-ANPHY/3T	1.6x0.8x0.8	○ Pure White	x=0.274, y=0.226	28.5	72	2.7	3.15	5
19-21/T1D-CPQTY/3T	1.6x0.8x0.8	○ Pure White	x=0.274, y=0.226	45	112	2.6	3	5
19-21/Y2C-AL1M2VY/3T	1.6x0.8x0.8	● Brilliant Yellow	589	11.5	28.5	1.7	2.2	5
19-21/Y2C-CP1Q2B/3T	1.6x0.8x0.8	● Brilliant Yellow	589	45	112	1.75	2.35	20

SMD LED | Surface Mount Chip LED (PCB) | Top View 0603 (0.2T~0.8T)



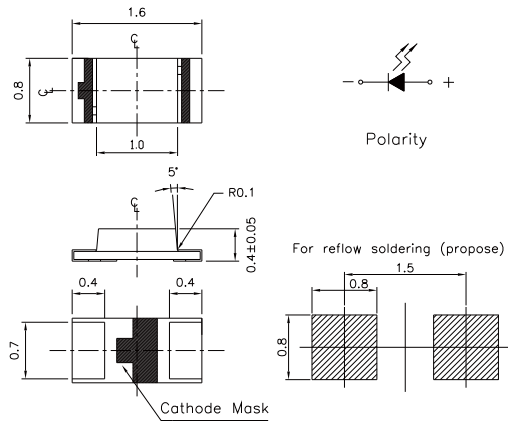
UNIT : mm



Product	Size (LxWxHmm)	Color	λ_d (nm)/CIE(x,y)	I_v Min./Typ. (mcd)	I_v Max. (mcd)	V_F Min./Typ. (V)	V_F Max. (V)	I_F (mA)
19-213A/T1D-CP2Q2HY/3T	1.6x0.8x0.6	○ Pure White	x=0.274, y=0.226	57	112	2.7	3.15	5



UNIT : mm

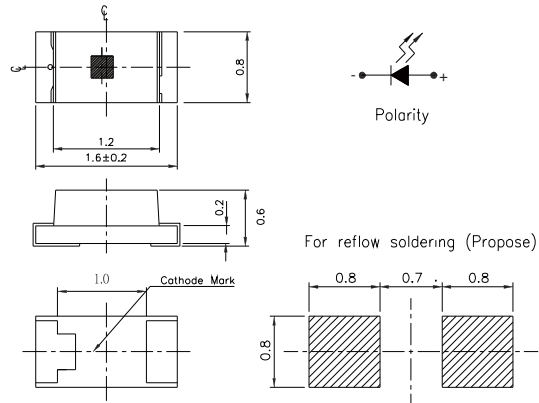


Product	Size (LxWxHmm)	Color	λ_d (nm)/CIE(x,y)	I_v Min./Typ. (mcd)	I_v Max. (mcd)	V_F Min./Typ. (V)	V_F Max. (V)	I_F (mA)
19-217/B9C-ANQE/3T	1.6x0.8x0.4	● Blue	470	28.5	112	2.75	3.65	20
19-217/BHC-AN1P2/3T	1.6x0.8x0.4	● Blue	470	28.5	72	2.7 / 3.3	3.7	20
19-217/BHC-XK1L2B11X/3T	1.6x0.8x0.4	● Blue	470	7.2	18	2.6	2.9	2
19-217/BHC-YL2M2TY/3T	1.6x0.8x0.4	● Blue	470	14.5	28.5	2.6	3	5
19-217/G7C-AL1M2B/3T	1.6x0.8x0.4	● Brilliant Yellow Green	573	11.5	28.5	1.75	2.35	20
19-217/GHC-YR1S2/3T	1.6x0.8x0.4	● Brilliant Green	525	112	285	2.7 / 3.3	3.7	20
19-217/R6C-P1Q2/3T	1.6x0.8x0.4	● Brilliant Red	624	45	112	1.7 / 2	2.4	20
19-217/S2C-AL1M2VY/3T	1.6x0.8x0.4	● Brilliant Orange	605	11.5	28.5	1.7	2.2	5
19-217/S3C-AL2N1VY/3T	1.6x0.8x0.4	● Reddish Orange	615	14.5	36	1.7	2.2	5
19-217/T1D-ANPHY/3T	1.6x0.8x0.4	○ Pure White	x=0.274, y=0.226	28.5	72	2.7	3.15	5
19-217/T1D-JP1Q2QY/3T	1.6x0.8x0.4	○ Pure White	x=0.274, y=0.226	45	112	2.7	3.2	5
19-217/Y5C-AM1N1VY/3T	1.6x0.8x0.4	● Brilliant Yellow	589	18	36	1.7	2.2	5
19-217/Y5C-APQB/3T	1.6x0.8x0.4	● Brilliant Yellow	589	45	112	1.75	2.35	20
19-217/Y5C-AQ2R2/3T	1.6x0.8x0.4	● Brilliant Yellow	589	90	180	1.7 / 2	2.4	20

SMD LED | Surface Mount Chip LED (PCB) | Top View 0603 (0.2T~0.8T)



UNIT : mm



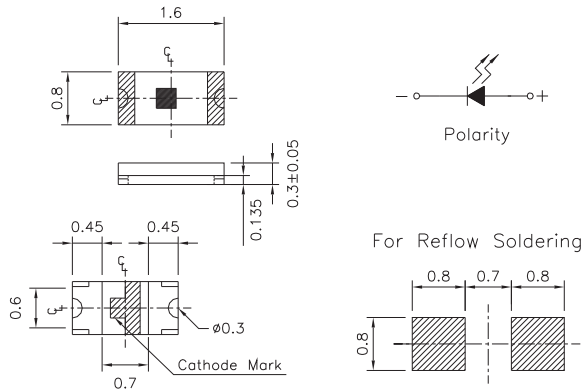
Product	Size (LxWxHmm)	Color	λ_d (nm)/CIE(x,y)	I_v Min./Typ. (mcd)	I_v Max. (mcd)	V_F Min./Typ. (V)	V_F Max. (V)	I_F (mA)
19-213/Y2C-CQ1R2/3T	1.6x0.8x0.6	● Brilliant Yellow	589	72	180	1.7 / 2	2.4	20
19-213/B7C-AQ2S1B2/3T	1.6x0.8x0.6	● Blue	470	90	225	2.9	3.6	20
19-213/BHC-AN1P2/3T	1.6x0.8x0.6	● Blue	470	28.5	72	2.7 / 3.3	3.7	20
19-213/G6C-AP1Q2/3T	1.6x0.8x0.6	● Brilliant Yellow Green	573	45	112	2	2.4	20
19-213/G6C-BM1N2B/3T	1.6x0.8x0.6	● Brilliant Yellow Green	573	18	45	1.75	2.35	20
19-213/G6C-FN2Q1L/3T	1.6x0.8x0.6	● Brilliant Yellow Green	573	36	90	1.7	2.3	20
19-213/G6W-FN1P1B/3T	1.6x0.8x0.6	● Brilliant Yellow Green	573	28.5	57	1.75	2.35	20
19-213/GHC-XS1T1N/3T	1.6x0.8x0.6	● Brilliant Green	525	180	360	2.7	3.7	20
19-213/GHC-YP1Q2QY/3T	1.6x0.8x0.6	● Brilliant Green	525	45	112	2.7	3.2	5
19-213/GHC-YR1S2/3T	1.6x0.8x0.6	● Brilliant Green	525	112	285	3.5	4	20
19-213/R6C-AM2P1VY/3T	1.6x0.8x0.6	● Brilliant Red	624	22.5	57	1.7	2.2	5
19-213/R6C-AN1P2/3T	1.6x0.8x0.6	● Brilliant Red	624	28.5	72	1.7 / 2	2.4	20
19-213/R6C-AN2Q1B/3T	1.6x0.8x0.6	● Brilliant Red	624	36	90	1.75	2.35	20
19-213/R6C-AP1Q2B/3T	1.6x0.8x0.6	● Brilliant Red	624	45	112	1.75	2.35	20
19-213/R6C-AQ1R2B/3T	1.6x0.8x0.6	● Brilliant Red	624	72	180	1.75	2.35	20
19-213/R8C-FN1P2/3T	1.6x0.8x0.6	● Deep Red	639	28.5	72	1.7 / 2	2.4	20
19-213/S2C-AN1P2B/3T	1.6x0.8x0.6	● Brilliant Orange	605	28.5	72	1.75	2.35	20
19-213/S3C-AN2P2B/3T	1.6x0.8x0.6	● Reddish Orange	615	36	72	1.75	2.35	20
19-213/T1D-ANPHY/3T	1.6x0.8x0.6	○ Pure White	x=0.274, y=0.226	28.5	72	2.7	3.15	5
19-213/Y2C-AP1Q2B/3T	1.6x0.8x0.6	● Brilliant Yellow	589	45	112	1.75	2.35	20
19-213/Y2C-CN1P2/3T	1.6x0.8x0.6	● Brilliant Yellow	589	28.5	72	1.7 / 2	2.4	20
19-213/Y2C-CP1Q2L/3T	1.6x0.8x0.6	● Brilliant Yellow	589	45	112	1.7	2.3	20
19-213/Y2C-CQ2R2L/3T	1.6x0.8x0.6	● Brilliant Yellow	589	90	180	1.7	2.3	20

SMD LED

SMD LED | Surface Mount Chip LED (PCB) | Top View 0603 (0.2T~0.8T)



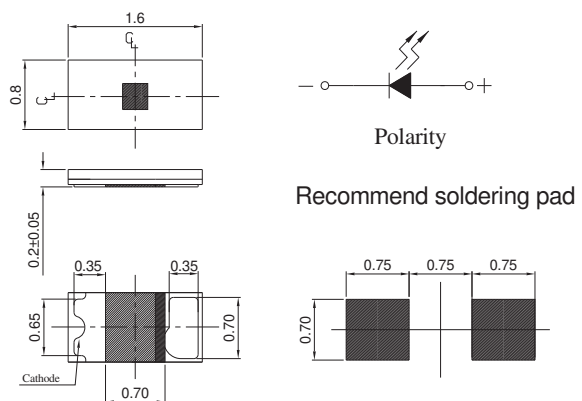
UNIT : mm



Product	Size (LxWxHmm)	Color	λ_d (nm)/CIE(x,y)	I_v Min./Typ. (mcd)	I_v Max. (mcd)	V_f Min./Typ. (V)	V_f Max. (V)	I_f (mA)
19-218/BHC-ZL1M2QY/3T	1.6x0.8x0.3	● Blue	470	11.5	28.5	2.7	3.2	5
19-218/GHC-YR1S2M/3T	1.6x0.8x0.3	● Brilliant Green	525	112	285	2.75	3.95	20
19-218/R6C-AL1M2VY/3T	1.6x0.8x0.3	● Brilliant Red	624	11.5	28.5	1.7	2.2	5
19-218/R6C-FM2P1B7Y/3T	1.6x0.8x0.3	● Brilliant Red	624	22.5	57	1.7	2	5
19-218/T1D-CQ2R2TY/3T	1.6x0.8x0.3	○ Pure White	x=0.274, y=0.226	90	180	2.6	3	5



UNIT : mm

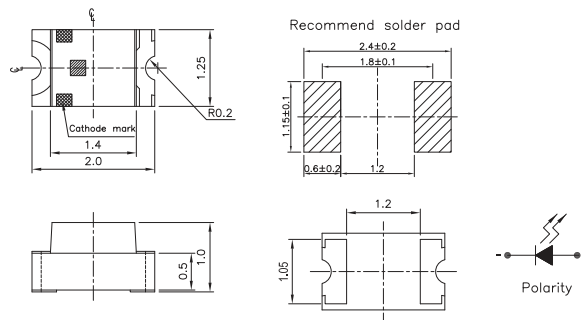


Product	Size (LxWxHmm)	Color	λ_d (nm)/CIE(x,y)	I_v Min./Typ. (mcd)	I_v Max. (mcd)	V_f Min./Typ. (V)	V_f Max. (V)	I_f (mA)
19-219/T3D-AQ2R2TY/3T	1.6x0.8x0.2	○ Pure White	x=0.274, y=0.226	90	180	2.6	3	5
19-219/T7D-AV1W1E/3T	1.6x0.8x0.2	○ Pure White	x=0.274, y=0.226	715	1420	2.75	3.65	20
19-219/Y5C-AM1N2VY/3T	1.6x0.8x0.2	● Brilliant Yellow	589	18	45	1.7	2.2	5

SMD LED | Surface Mount Chip LED (PCB) | Top View 0805



UNIT : mm

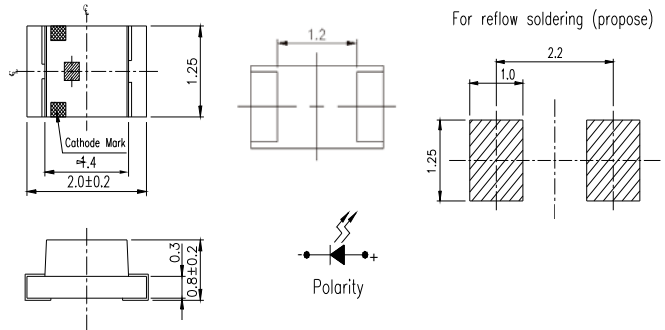


Product	Size (LxWxHmm)	Color	λ_d (nm)/CIE(x,y)	I_v Min./Typ. (mcd)	I_v Max. (mcd)	V_F Min./Typ. (V)	V_F Max. (V)	I_F (mA)
17-21/BHC-AN1P2/3T	2.0x1.25x1	● Blue	470	28.5	72	3.5	4	20
17-21/BHC-AP1Q2/3T	2.0x1.25x1	● Blue	470	45	112	2.7 / 3.3	3.7	20
17-21/BHC-XLMJY/3T	2.0x1.25x1	● Blue	470	11.5	28.5	2.7	3.1	5
17-21/G6C-AN1P1B/3T	2.0x1.25x1	● Brilliant Yellow Green	573	28.5	57	1.75	2.35	20
17-21/G6C-AP1Q1B/3T	2.0x1.25x1	● Brilliant Yellow Green	573	45	90	1.75	2.35	20
17-21/G6C-FM1N2B/3T	2.0x1.25x1	● Brilliant Yellow Green	573	18	45	1.75	2.35	20
17-21/G6C-FN1P2B/3T	2.0x1.25x1	● Brilliant Yellow Green	573	28.5	72	1.75	2.35	20
17-21/G6C-FP1Q1B/3T	2.0x1.25x1	● Brilliant Yellow Green	573	45	90	1.75	2.35	20
17-21/GHC-XS1T2M/3T	2.0x1.25x1	● Brilliant Green	525	180	450	2.75	3.95	20
17-21/GHC-YR1S2/3T	2.0x1.25x1	● Brilliant Green	525	112	285	3.5	4	20
17-21/GPC-AK0M1B/3T	2.0x1.25x1	● Green	562	7.2	22.5	1.75	2.35	20
17-21/GVC-AMPB/3T	2.0x1.25x1	● Green	565	18	72	1.75	2.35	20
17-21/R6C-AN2Q1B/3T	2.0x1.25x1	● Brilliant Red	624	36	90	1.75	2.35	20
17-21/R6C-AP1Q2L/3T	2.0x1.25x1	● Brilliant Red	624	45	112	1.7	2.3	20
17-21/R7C-AN2Q1B/3T	2.0x1.25x1	● Deep Red	631	36	90	1.75	2.35	20
17-21/S2C-AN1P2B/3T	2.0x1.25x1	● Brilliant Orange	605	28.5	72	1.75	2.35	20
17-21/S2C-AP1Q2B/3T	2.0x1.25x1	● Brilliant Orange	605	45	112	1.75	2.35	20
17-21/T1D-ANPHY/3T	2.0x1.25x1	○ Pure White	x=0.274, y=0.226	28.5	72	2.7	3.15	5
17-21/T1D-CP2R1TY/3T	2.0x1.25x1	○ Pure White	x=0.274, y=0.226	57	140	2.6	3	5
17-21/T1D-KN2P2HY/3T	2.0x1.25x1	○ Pure White	x=0.274, y=0.226	36	72	2.7	3.15	5
17-21/Y2C-AN1P2/3T	2.0x1.25x1	● Brilliant Yellow	589	28.5	72	1.7 / 2	2.4	20
17-21/Y2C-CN1P2B/3T	2.0x1.25x1	● Brilliant Yellow	589	28.5	72	1.75	2.35	20
17-21/Y2C-CP2Q2B/3T	2.0x1.25x1	● Brilliant Yellow	589	57	112	1.75	2.35	20

SMD LED | Surface Mount Chip LED (PCB) | Top View 0805



UNIT : mm

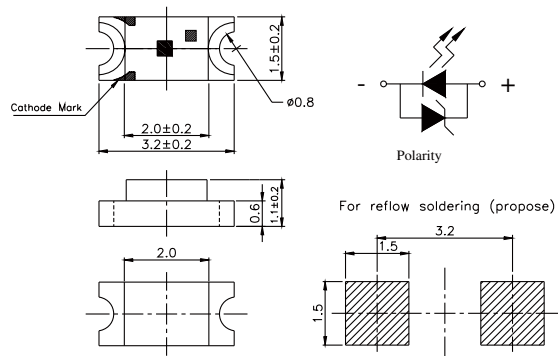


Product	Size (LxWxHmm)	Color	λ_d (nm)/CIE(x,y)	I_v Min./Typ. (mcd)	I_v Max. (mcd)	V_F Min./Typ. (V)	V_F Max. (V)	I_F (mA)
17-215/B6C-YP2R2/3T	2.0x1.25x0.8	Blue	470	57	180	2.7 / 3.0	3.7	20
17-215/BHC-AN1P2/3T	2.0x1.25x0.8	Blue	470	28.5	72	2.7 / 3.3	3.7	20
17-215/BHC-BP2Q2M/3T	2.0x1.25x0.8	Blue	470	57	112	2.75	3.95	20
17-215/G6C-BM1N2L/3T	2.0x1.25x0.8	Brilliant Yellow Green	573	18	45	1.7	2.3	20
17-215/G6C-FN2P2B/3T	2.0x1.25x0.8	Brilliant Yellow Green	573	36	72	1.75	2.35	20
17-215/R6C-AQ1R2B/3T	2.0x1.25x0.8	Brilliant Red	624	72	180	1.75	2.35	20
17-215/S2C-AQ1R2B/3T	2.0x1.25x0.8	Brilliant Orange	605	72	180	1.75	2.35	20
17-215/S2C-CP2R1B/3T	2.0x1.25x0.8	Brilliant Orange	605	57	140	1.75	2.35	20

SMD LED | Surface Mount Chip LED (PCB) | Top View 1206



UNIT : mm

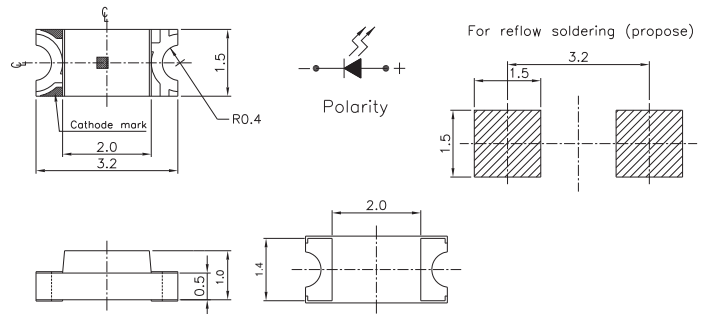


Product	Size (LxWxHmm)	Color	λ_d (nm)/CIE(x,y)	I_v Min./Typ. (mcd)	I_v Max. (mcd)	V_F Min./Typ. (V)	V_F Max. (V)	I_F (mA)
15-11/BHC-AN1P2/2T	3.2x1.5x1.0	Blue	470	28.5	72	2.7 / 3.3	3.7	20
15-11/BHC-ZL2N1QY/2T	3.2x1.5x1.0	Blue	470	14.5	36	2.7	3.2	5

SMD LED | Surface Mount Chip LED (PCB) | Top View 1206



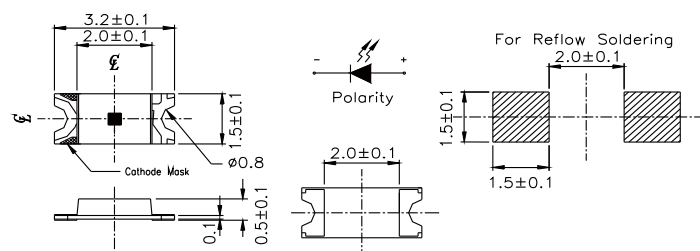
UNIT : mm



Product	Size (LxWxHmm)	Color	λ_d (nm)/CIE(x,y)	I_V Min./Typ. (mcd)	I_V Max. (mcd)	V_F Min./Typ. (V)	V_F Max. (V)	I_F (mA)
15-21/B6C-YR1S2B2/2T	3.2x1.5x1.0	● Blue	470	112	285	2.9	3.6	20
15-21/B6C-ZQ1R1N/2T	3.2x1.5x1.0	● Blue	470	72	140	2.7	3.7	20
15-21/BHC-AN1P2/2T	3.2x1.5x1.0	● Blue	470	28.5	72	2.7 / 3.3	3.7	20
15-21/G6C-BK1L2VY/2T	3.2x1.5x1.0	● Brilliant Yellow Green	573	7.2	18	1.7	2.2	5
15-21/G6C-FM1N2B/2T	3.2x1.5x1.0	● Brilliant Yellow Green	573	18	45	1.75	2.35	20
15-21/G6C-FP1Q1L/2T	3.2x1.5x1.0	● Brilliant Yellow Green	573	45	90	1.7	2.3	20
15-21/GHC-R2S2/2T	3.2x1.5x1.0	● Brilliant Green	525	140	285	2.7 / 3.3	3.7	20
15-21/GHC-YR1S1/2T	3.2x1.5x1.0	● Brilliant Green	525	112	225	3.5	3.7	20
15-21/R6C-AN1P2/2T	3.2x1.5x1.0	● Brilliant Red	624	28.5	72	1.7 / 2	2.4	20
15-21/R6C-FQ1R1B/2T	3.2x1.5x1.0	● Brilliant Red	624	72	140	1.75	2.35	20
15-21/S2C-AL2M2VY/2T	3.2x1.5x1.0	● Brilliant Orange	605	14.5	28.5	1.7	2.2	5
15-21/S2C-AQ2R2B/2T	3.2x1.5x1.0	● Brilliant Orange	605	90	180	1.75	2.35	20
15-21/S3C-AP1Q2/2T	3.2x1.5x1.0	● Reddish Orange	615	45	112	1.7 / 2.0	2.4	20
15-21/T1D-CP1Q2TY/2T	3.2x1.5x1.0	○ Pure White	x=0.274, y=0.226	45	112	2.6	3	5
15-21/T7D-JQ2S1PY/2T	3.2x1.5x1.0	○ Pure White	x=0.274, y=0.226	90	225	2.7	3.3	5
15-21/Y2C-AN1P2/2T	3.2x1.5x1.0	● Brilliant Yellow	589	28.5	72	1.7 / 2	2.4	20
15-21/Y2C-CP1Q2B/2T	3.2x1.5x1.0	● Brilliant Yellow	589	45	112	1.75	2.35	20




UNIT : mm

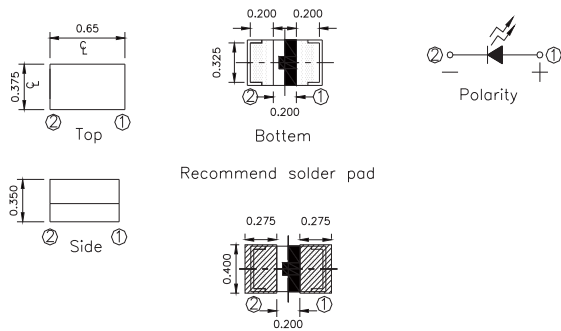


Product	Size (LxWxHmm)	Color	λ_d (nm)/CIE(x,y)	I_V Min./Typ. (mcd)	I_V Max. (mcd)	V_F Min./Typ. (V)	V_F Max. (V)	I_F (mA)
15-215/G7C-BN1P2B/2T	3.2x1.5x0.5	● Brilliant Yellow Green	573	28.5	72	1.75	2.35	20
15-215/R6C-AM2P1VY/2T	3.2x1.5x0.5	● Brilliant Red	624	22.5	57	1.7	2.2	5
15-215/R6C-AP1Q1L/2T	3.2x1.5x0.5	● Brilliant Red	624	45	90	1.7	2.3	20

SMD LED | Surface Mount Chip LED (PCB) | Top View Mono Color



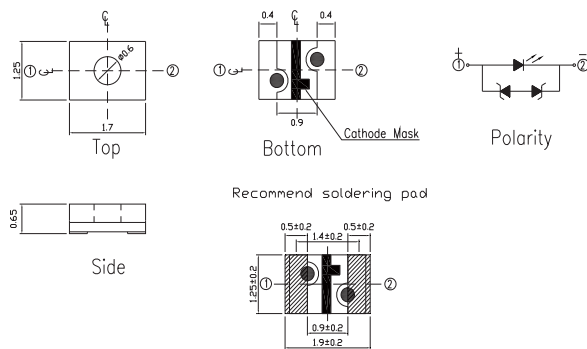
UNIT : mm



Product	Size (LxWxHmm)	Color	λ_d (nm)/CIE(x,y)	I_v Min./Typ. (mcd)	I_v Max. (mcd)	V_F Min./Typ. (V)	V_F Max. (V)	I_F (mA)
18-218/T1D-AN2Q1B3X/6T	0.65x0.375x0.35	○ White	0.274,0.226	36	90	2.5	2.9	2




UNIT : mm

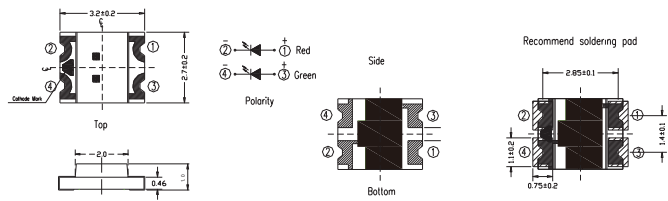


Product	Size (LxWxHmm)	Color	λ_d (nm)/CIE(x,y)	I_v Min./Typ. (mcd)	I_v Max. (mcd)	V_F Min./Typ. (V)	V_F Max. (V)	I_F (mA)
63-119-BHD-ZM1N2TY-3T	1.7x1.25x0.65	● Blue	470	18	45	2.6	3	5
63-119-T1D-AN2Q1TY-3T	1.7x1.25x0.65	○ White	0.274,0.226	36	90	2.6	3	5

SMD LED | Surface Mount Chip LED (PCB) | Top View Bi-Color



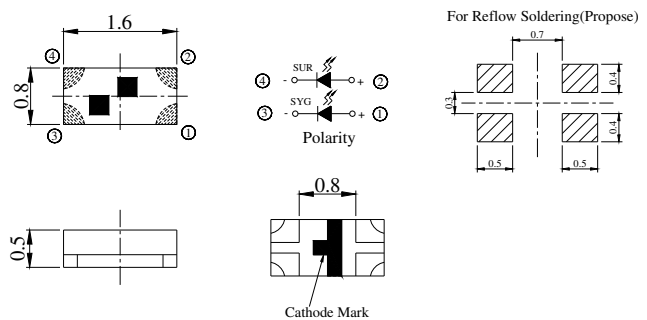
UNIT : mm



Product	Size (LxWxHmm)	Color	λ_d (nm)/ CIE(x,y)	I_v Min./Typ. (mcd)	I_v Max. (mcd)	V_F Min./Typ. (V)	V_F Max. (V)	I_F (mA)
15-22/R6G6C-A32/2T	3.2x2.7x1.0	● Brilliant Red ● Brilliant Yellow Green	R6 : 624 G6 : 573	R6 : 28.5 G6 : 28.5	R6 : 72 G6 : 72	R6 : 1.7 / 2 G6 : 1.7 / 2	R6 : 2.4 G6 : 2.4	20
15-22/R6GHC-A01/2T	3.2x2.7x1.0	● Brilliant Red ● Brilliant Green	R6 : 624 GH : 525	R6 : 90 / 130 GH : 112 / 165	--	R6 : 1.7 / 2 GH : 2.7 / 3.3	R6 : 2.4 GH : 3.7	20



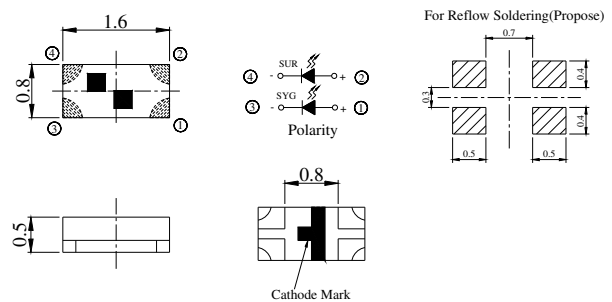
UNIT : mm



Product	Size (LxWxHmm)	Color	λ_d (nm)/ CIE(x,y)	I_v Min./Typ. (mcd)	I_v Max. (mcd)	V_F Min./Typ. (V)	V_F Max. (V)	I_F (mA)
18-225/B6R6C-C01/3T	1.6x0.8x0.5	● Blue ● Brilliant Red	B6 : 470 R6 : 624	B6 : 18 / 28.5 R6 : 18 / 28.5	-	B6 : 2.7 / 3.3 R6 : 1.7 / 2.0	B6 : 3.7 R6 : 2.4	5
18-225/R6G6C-A01/3T	1.6x0.8x0.5	● Brilliant Red ● Brilliant Yellow Green	R6 : 624 G6 : 573	R6 : 45 G6 : 28.5	R6 : 112 G6 : 72	R6 : 1.7 / 2 G6 : 1.7 / 2	R6 : 2.4 G6 : 2.4	20
18-225/S2G6C-A01/3T	1.6x0.8x0.5	● Brilliant Orange ● Brilliant Yellow Green	S2 : 605 G6 : 573	S2 : 32 / 48 G6 : 16 / 24	-	S2 : 1.7 / 2 G6 : 1.7 / 2	S2 : 2.4 G6 : 2.4	20



UNIT : mm

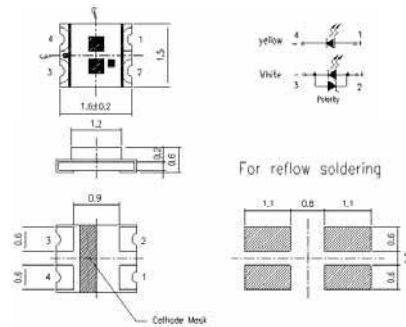


Product	Size (LxWxHmm)	Color	λ_d (nm)/ CIE(x,y)	I_v Min./Typ. (mcd)	I_v Max. (mcd)	V_F Min./Typ. (V)	V_F Max. (V)	I_F (mA)
18-225A/R6GHW-B01/3T	1.6x0.8x0.5	● Brilliant Red ● Brilliant Green	R6 : 624 GH : 525	R6 : 28.5 GH : 72	R6 : 72 GH : 180	R6 : 1.7 / 2 GH : 2.7 / 3.3	R6 : 2.4 GH : 3.7	10

SMD LED | Surface Mount Chip LED (PCB) | Top View Bi-Color



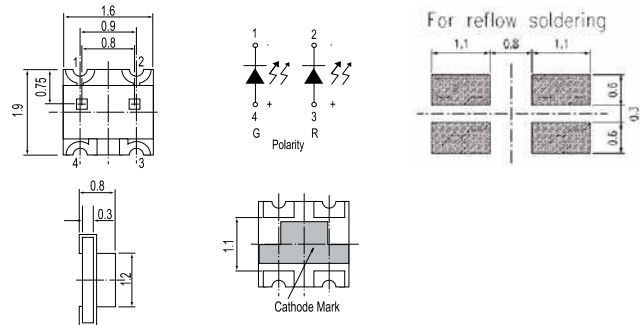
UNIT : mm



Product	Size (LxWxHmm)	Color	λ_d (nm)/CIE(x,y)	I_v Min./Typ. (mcd)	I_v Max. (mcd)	V_F Min./Typ. (V)	V_F Max. (V)	I_F (mA)
19-123/Y2ST1D-C30/2T	1.6x1.5x0.6	● Brilliant Yellow ○ Pure White	Y2S : 589 x=0.274, y=0.226	Y2S : 28.5 T1 : 45	Y2S : 72 T1 : 112	Y2S : 1.7 / 2 T1 : 2.7 / 3.3	Y2S : 2.4 T1 : 3.7	5



UNIT : mm

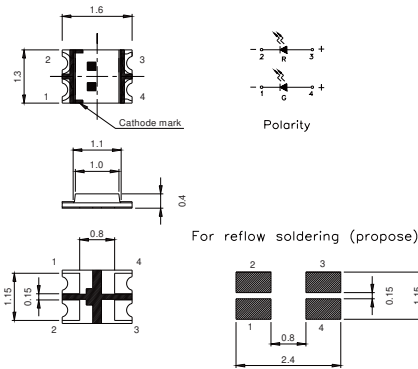


Product	Size (LxWxHmm)	Color	λ_d (nm)/CIE(x,y)	I_v Min./Typ. (mcd)	I_v Max. (mcd)	V_F Min./Typ. (V)	V_F Max. (V)	I_F (mA)
19-22/G6R6C-A31/2T	1.9x1.6x0.8	● Brilliant Yellow Green ● Brilliant Red	G6 : 573 R6 : 624	G6 : 22.5 R6 : 45	G6 : 57 R6 : 90	G6 : 1.7 / 2 R6 : 1.7 / 2	G6 : 2.4 R6 : 2.4	20
19-22/R6BHC-B01/2T	1.9x1.6x0.8	● Brilliant Red ● Blue	R6 : 624 BH : 470	R6 : 14.5 / 20 BH : 14.5 / 20	--	R6 : 1.9 BH : 2.9	R6 : 2.3 BH : 3.3	10
19-22/R6G6C-A01/2T	1.9x1.6x0.8	● Brilliant Red ● Brilliant Yellow Green	R6 : 624 G6 : 573	R6 : 45 G6 : 45	R6 : 72 G6 : 72	R6 : 1.7 / 2 G6 : 1.7 / 2	R6 : 2.4 G6 : 2.4	20
19-22/R6GHC-C02/2T	1.9x1.6x0.8	● Brilliant Red ● Brilliant Green	R6 : 624 GH : 525	R6 : 14.5 / 20 GH : 45 / 65	--	R6 : 1.9 GH : 2.9	R6 : 2.3 GH : 3.4	5
19-22/Y2G6C-A14/2T	1.9x1.6x0.8	● Brilliant Yellow ● Brilliant Yellow Green	Y2 : 589 G6 : 573	Y2 : 45 G6 : 28.5	Y2 : 112 G6 : 72	Y2 : 1.7 / 2 G6 : 1.7 / 2	Y2 : 2.4 G6 : 2.4	20

SMD LED | Surface Mount Chip LED (PCB) | Top View Bi-Color



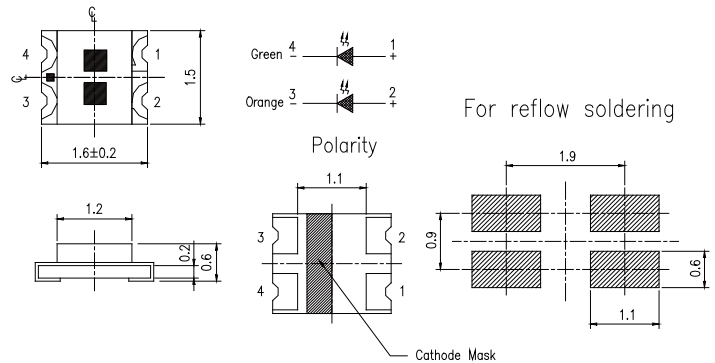
UNIT : mm



Product	Size (LxWxHmm)	Color	λ_d (nm)/CIE(x,y)	I_v Min./Typ. (mcd)	I_v Max./Typ. (mcd)	V_F Min./Typ. (V)	V_F Max. (V)	I_F (mA)
19-226/R6BHC-B01/2T	1.6x1.3x0.4	● Brilliant Red ● Blue	R6 : 624 BH : 470	R6 : 72 BH : 45	Typ. R6 : 100 BH : 80	R6 : 1.7 / 2 BH : 2.7 / 3.3	R6 : 2.4 BH : 3.7	10
19-226/R6G7C-B02/2T	1.6x1.3x0.4	● Brilliant Red ● Brilliant Yellow Green	R6 : 624 G7 : 573	R6 : 22.5 G7 : 7.2	Max. R6 : 57 G7 : 18	R6 : 1.7 / 2 G7 : 1.7 / 2	R6 : 2.4 G7 : 2.4	10
19-226/R6GHC-A03/2T	1.6x1.3x0.4	● Brilliant Red ● Brilliant Green	R6 : 624 GH : 525	R6 : 72 GH : 112	Max. R6 : 140 GH : 225	R6 : 1.7 / 2 GH : 2.7 / 3.3	R6 : 2.4 GH : 3.7	20

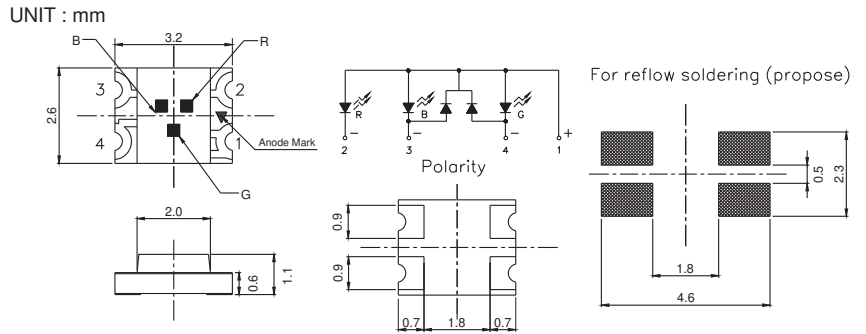


UNIT : mm

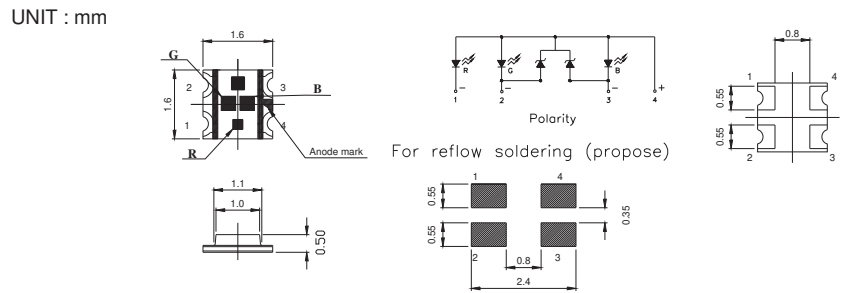


Product	Size (LxWxHmm)	Color	λ_d (nm)/CIE(x,y)	I_v Min./Typ. (mcd)	I_v Max. (mcd)	V_F Min./Typ. (V)	V_F Max. (V)	I_F (mA)
19-223/G6S2C-A01/2T	1.6x1.5x0.6	● Brilliant Yellow Green ● Brilliant Orange	G6 : 573 S2 : 605	G6 : 30 S2 : 90	G6 : 60 S2 : 180	G6 : 2 S2 : 2	G6 : 2.4 S2 : 2.4	20
19-223/R6BHC-A05/2T	1.6x1.5x0.6	● Brilliant Red ● Blue	R6 : 624 BH : 470	R6 : 72 BH : 36	R6 : 180 BH : 72	R6 : 1.7 / 2 BH : 2.7 / 3.3	R6 : 2.4 BH : 3.7	20
19-223/R6G6C-A01/2T	1.6x1.5x0.6	● Brilliant Red ● Brilliant Yellow Green	R6 : 624 G6 : 573	R6 : 72 G6 : 22.5	R6 : 180 G6 : 57	R6 : 1.7 / 2 G6 : 1.7 / 2	R6 : 2.4 G6 : 2.4	20
19-223/R7BHC-A30/2T	1.6x1.5x0.6	● Dark Red ● Blue	R7 : 631 BH : 470	R7 : 45 BH : 36	R7 : 112 BH : 90	R7 : 1.7 / 2 BH : 2.7 / 3.3	R7 : 2.4 BH : 2.7 / 3.7	20
19-223/R7G6C-A01/2T	1.6x1.5x0.6	● Dark Red ● Brilliant Yellow Green	R7 : 631 G6 : 573	R7 : 18 G6 : 18	R7 : 72 G6 : 72	R7 : 2 G6 : 2	R7 : 2.4 G6 : 2.4	20
19-223/S2BHC-A01/2T	1.6x1.5x0.6	● Brilliant Orange ● Blue	S2 : 605 BH : 470	S2 : 72 BH : 36	S2 : 140 BH : 72	S2 : 1.7 / 2 BH : 3	S2 : 2.4 BH : 3.5	20
19-223/S2T1D-C30/2T	1.6x1.5x0.6	● Brilliant Orange ○ Pure White	S2 : 605 x=0.274, y=0.226	S2 : 18 T1 : 45	S2 : 45 T1 : 112	S2 : 1.55 T1 : 2.7	S2 : 2.15 T1 : 3.3	5
19-223/Y2G6C-A01/2T	1.6x1.5x0.6	● Brilliant Yellow ● Brilliant Yellow Green	Y2 : 589 G6 : 573	Y2 : 36 G6 : 28.5	Y2 : 72 G6 : 57	Y2 : 1.7 / 2 G6 : 1.7 / 2	Y2 : 2.4 G6 : 2.4	20

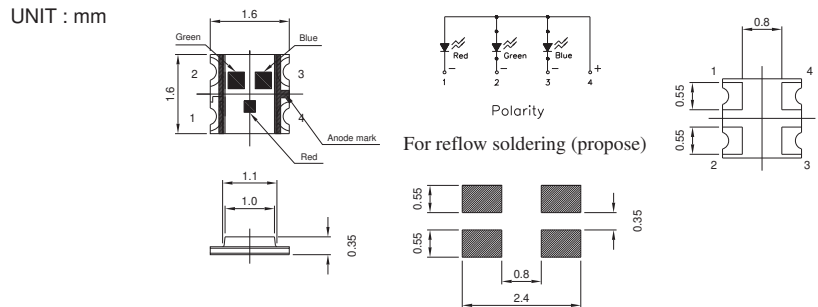
SMD LED | Surface Mount Chip LED (PCB) | Top View Full Color



Product	Size (LxWxHmm)	Color	λ_d (nm)/CIE(x,y)	I_v Min./Typ. (mcd)	I_v Max. (mcd)	V_F Min./Typ. (V)	V_F Max. (V)	I_F (mA)
15-13D/R6GHBHC-A01/2T	3.2x2.6x1.1	<ul style="list-style-type: none"> ● Brilliant Red ● Brilliant Green ● Blue 	R6 : 624 GH : 525 BH : 470	R6 : 90 / 140 GH : 112 / 180 BH : 45 / 70	--	R6 : 1.7 / 2 GH : 2.7 / 3.3 BH : 2.7 / 3.3	R6 : 2.4 GH : 3.7 BH : 3.7	20



Product	Size (LxWxHmm)	Color	λ_d (nm)/CIE(x,y)	I_v Min./Typ. (mcd)	I_v Max. (mcd)	V_F Min./Typ. (V)	V_F Max. (V)	I_F (mA)
19-137/R6GHBHC-A01/2T	1.6x1.6x0.5	<ul style="list-style-type: none"> ● Brilliant Red ● Brilliant Green ● Blue 	R6 : 624 GH : 525 BH : 470	R6 : 72 / 100 GH : 112 / 180 BH : 28.5 / 50	--	R6 : 1.7 / 2 GH : 2.7 / 3.3 BH : 2.7 / 3.3	R6 : 2.4 GH : 3.7 BH : 3.7	20

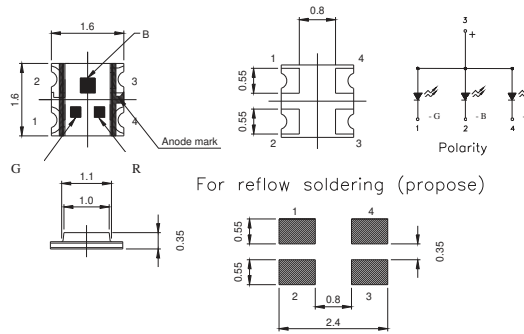


Product	Size (LxWxHmm)	Color	λ_d (nm)/CIE(x,y)	I_v Min./Typ. (mcd)	I_v Max. (mcd)	V_F Min./Typ. (V)	V_F Max. (V)	I_F (mA)
19-237/R6GHBHC-A04/2T	1.6x1.6x0.35	<ul style="list-style-type: none"> ● Brilliant Red ● Brilliant Green ● Blue 	R6 : 624 GH : 525 BH : 470	R6 : 18 / 30 GH : 28.5 / 60 BH : 11.5 / 18	--	R6 : 1.9 GH : 2.6 BH : 2.6	R6 : 2.2 GH : 3 BH : 3	20

SMD LED | Surface Mount Chip LED (PCB) | Top View Full Color



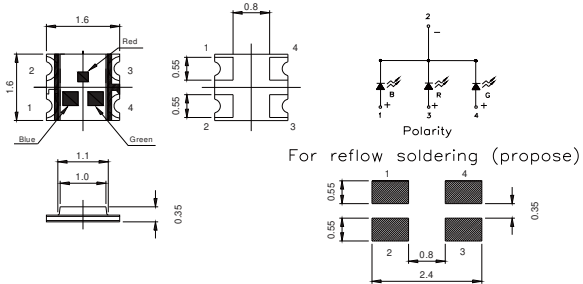
UNIT : mm



Product	Size (LxWxHmm)	Color	λ_d (nm)/ CIE(x,y)	I_v Min./Typ. (mcd)	I_v Max. (mcd)	V_f Min./Typ. (V)	V_f Max. (V)	I_f (mA)
19-237A/BHR6GHC-A01/2T	1.6x1.6x0.35	<ul style="list-style-type: none"> ● Blue ● Brilliant Red ● Brilliant Green 	BH : 470 R6 : 624 GH : 525	BH : 28.5 / 50 R6 : 72 / 100 GH : 112 / 180	-	BH : 3.3 R6 : 2 GH : 3.3	BH : 3.9 R6 : 2.4 GH : 3.9	20



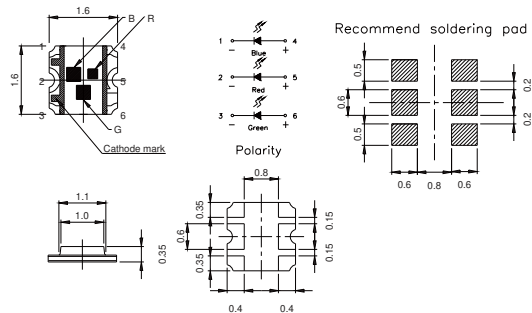
UNIT : mm



Product	Size (LxWxHmm)	Color	λ_d (nm)/ CIE(x,y)	I_v Min./Typ. (mcd)	I_v Max. (mcd)	V_f Min./Typ. (V)	V_f Max. (V)	I_f (mA)
19-237B/R6GHBHC-C01/2T	1.6x1.6x0.35	<ul style="list-style-type: none"> ● Brilliant Red ● Brilliant Green ● Blue 	R6 : 624 GH : 525 BH : 470	R6 : 18 / 30 GH : 28.5 / 60 BH : 11.5 / 18	R6 : 57 GH : 112 BH : 28.5	R6 : 1.7 / 2 GH : 2.6 / 3 BH : 2.6 / 3	R6 : 2.2 GH : 3.3 BH : 3.3	5



UNIT : mm

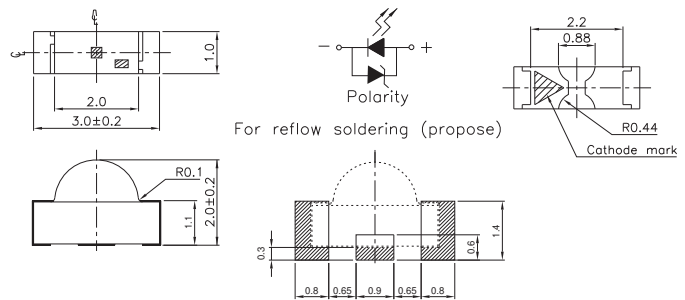


Product	Size (LxWxHmm)	Color	λ_d (nm)/ CIE(x,y)	I_v Min./Typ. (mcd)	I_v Max. (mcd)	V_f Min./Typ. (V)	V_f Max. (V)	I_f (mA)
19-337/R6GHBHC-A01/2T	1.6x1.6x0.35	<ul style="list-style-type: none"> ● Brilliant Red ● Brilliant Green ● Blue 	R6 : 624 GH : 525 BH : 470	R6 : 72 / 100 GH : 140 / 180 BH : 36 / 50	--	R6 : 2.0 GH : 3.3 BH : 3.3	R6 : 2.4 GH : 3.9 BH : 3.9	20

SMD LED | Surface Mount Chip LED (PCB) | Side View (0.2T~1.0T)



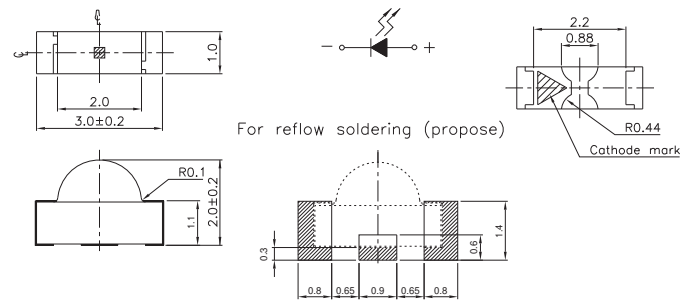
UNIT : mm



Product	Size (LxWxHmm)	Color	λ_d (nm)/CIE(x,y)	I_v Min./Typ. (mcd)	I_v Max. (mcd)	V_F Min./Typ. (V)	V_F Max. (V)	I_F (mA)
12-11/BHC-ZL1M2QY/2C	3x2x1	● Blue	470	11.5	28.5	2.7	3.2	5



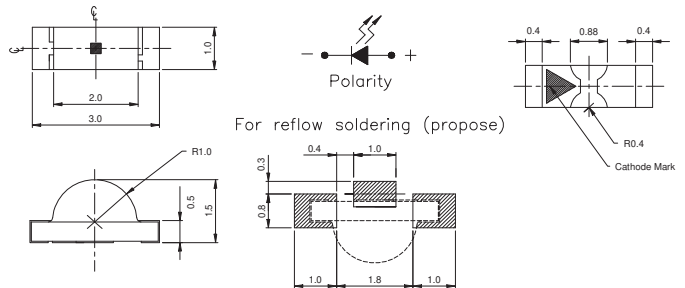
UNIT : mm



Product	Size (LxWxHmm)	Color	λ_d (nm)/CIE(x,y)	I_v Min./Typ. (mcd)	I_v Max. (mcd)	V_F Min./Typ. (V)	V_F Max. (V)	I_F (mA)
12-21/BHC-AN1P2/2C	3x2x1	● Blue	470	28.5	72	2.7 / 3.3	3.7	20
12-21/BHC-ZL1M2RY/2C	3x2x1	● Blue	470	11.5	28.5	2.5	3.1	5
12-21/GHC-YR2S2/2C	3x2x1	● Brilliant Green	525	140	285	3.5	4.3	20
12-21/R8C-AN1P2B/2D	3x2x1	● Deep Red	639	28.5	72	1.75	2.35	20
12-21/T3D-AQ2S2M/2C	3x2x1	○ Pure White	x=0.274, y=0.226	90	285	2.75	3.95	20



UNIT : mm

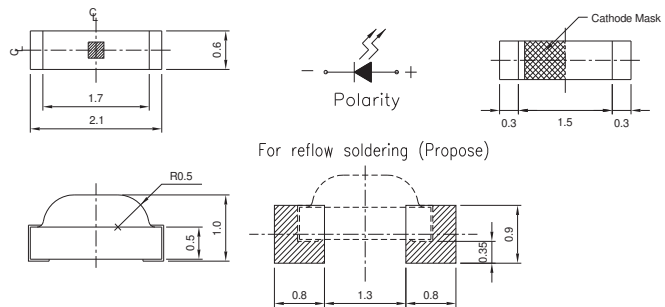


Product	Size (LxWxH mm)	Color	λ_d (nm)/CIE(x,y)	I_v Min./Typ. (mcd)	I_v Max. (mcd)	V_F Min./Typ. (V)	V_F Max. (V)	I_F (mA)
12-21C/BHC-AN1P2/2C	3x1.5x1	● Blue	470	28.5	72	2.7 / 3.3	3.7	20
12-21C/BHC-YL1M2HY/2C	3x1.5x1	● Blue	470	11.5	28.5	2.7	3.15	5
12-21C/T3D-CP1Q2B12Y/2C	3x1.5x1	○ Pure White	x=0.274, y=0.226	45	112	2.7	3.4	5

SMD LED | Surface Mount Chip LED (PCB) | Side View (0.2T~1.0T)



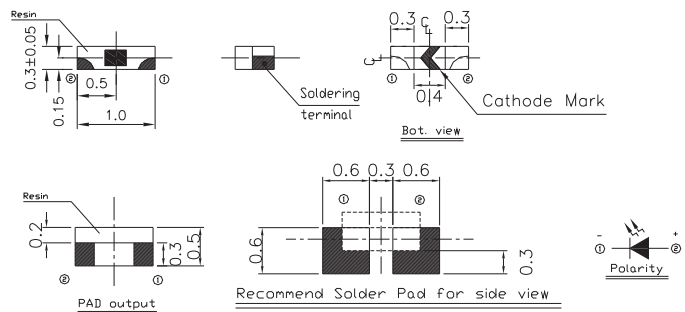
UNIT : mm



Product	Size (LxWxHmm)	Color	λ_d (nm)/CIE(x,y)	I_v Min./Typ. (mcd)	I_v Max. (mcd)	V_F Min./Typ. (V)	V_F Max. (V)	I_F (mA)
12-215/BHC-AN1P2/3C	2.1x1x0.6	● Blue	470	28.5	72	3.5	4	20
12-215/BHC-XL1M2HY/3C	2.1x1x0.6	● Blue	470	11.5	28.5	2.7	3.15	5
12-215/G6C-AL2M2B/3C	2.1x1x0.6	● Brilliant Yellow Green	573	14.5	28.5	1.75	2.35	20
12-215/G6C-BP1Q2L/3C	2.1x1x0.6	● Brilliant Yellow Green	573	45	112	1.7	2.3	20
12-215/R6C-AR1S1B/3C	2.1x1x0.6	● Brilliant Red	624	112	225	1.75	2.35	20
12-215/T1D-ANPHY/3C	2.1x1x0.6	○ Pure White	x=0.274, y=0.226	28.5	72	2.7	3.15	5
12-215/Y2C-BR1S1L/3C	2.1x1x0.6	● Brilliant Yellow	589	112	225	1.7	2.3	20
12-215/Y2C-CP1Q2B/3C	2.1x1x0.6	● Brilliant Yellow	589	45	112	1.75	2.35	20
12-215/Y2C-CQ1R1B/3C	2.1x1x0.6	● Brilliant Yellow	589	72	140	1.75	2.35	20



UNIT : mm

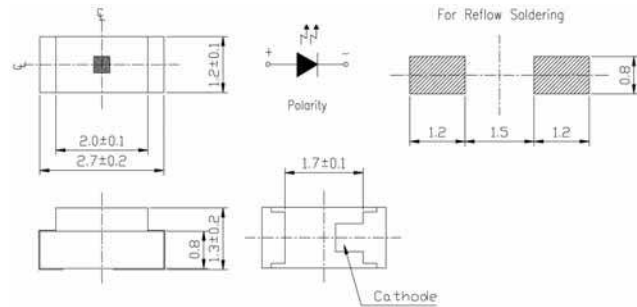


Product	Size (LxWxHmm)	Color	λ_d (nm)/CIE(x,y)	I_v Min./Typ. (mcd)	I_v Max. (mcd)	V_F Min./Typ. (V)	V_F Max. (V)	I_F (mA)
16-916/T1D-AP1Q2QY/3T	1x0.5x0.3	○ Pure White	x=0.274, y=0.226	45	112	2.7	3.2	5

SMD LED | Surface Mount Chip LED (PCB) | Side View (0.2T~1.0T)



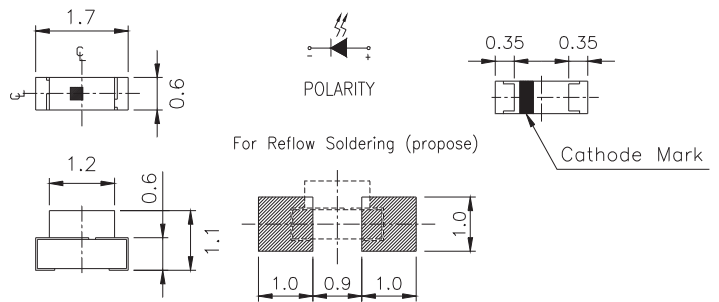
UNIT : mm




Product	Size (LxWxH mm)	Color	λ_d (nm)/CIE(x,y)	I_v Min./Typ. (mcd)	I_v Max. (mcd)	V_F Min./Typ. (V)	V_F Max. (V)	I_F (mA)
22-21/BHC-AN1P2/2C	2.7x1.3x1.2	●Blue	470	28.5	72	3.8	4.5	20
22-21/GHC-YR1S2/2C	2.7x1.3x1.2	●Brilliant Green	525	112	285	2.7 / 3.3	3.7	20



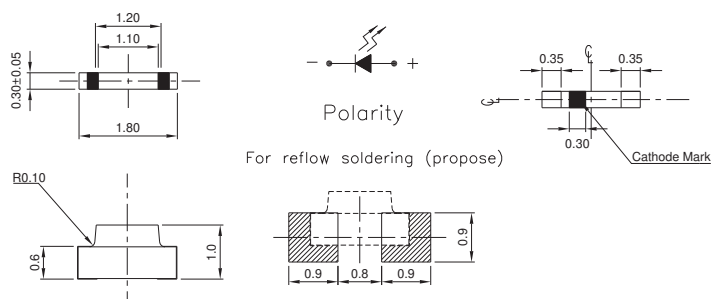
UNIT : mm



Product	Size (LxWxH mm)	Color	λ_d (nm)/CIE(x,y)	I_v Min./Typ. (mcd)	I_v Max. (mcd)	V_F Min./Typ. (V)	V_F Max. (V)	I_F (mA)
27-21/BHC-AN1P2/3C	1.7x1.1x0.6	●Blue	470	28.5	72	2.7 / 3.3	3.7	20
27-21/BHC-AP1Q2/3C	1.7x1.1x0.6	●Blue	470	45	112	2.7 / 3.3	3.7	20
27-21/GHC-YR1S2M/3C	1.7x1.1x0.6	●Brilliant Green	525	112	285	2.75	3.95	20
27-21/R6C-AP1Q2B/3C	1.7x1.1x0.6	●Brilliant Red	624	45	112	1.75	2.35	20
27-21/T1D-ANPHY/3C	1.7x1.1x0.6	○Pure White	x=0.274, y=0.226	28.5	72	2.7	3.15	5
27-21/T1D-CQ1R2NW/3C	1.7x1.1x0.6	○Pure White	x=0.274, y=0.226	72	180	2.7	3.7	15
27-21/T3D-AP2Q2HY/3C	1.7x1.1x0.6	○Pure White	x=0.274, y=0.226	57	112	2.7	3.15	5
27-21/Y2C-CPQB/3D	1.7x1.1x0.6	●Brilliant Yellow	589	45	112	1.75	2.35	20



UNIT : mm

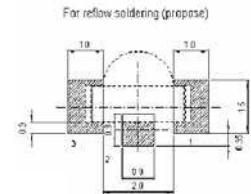
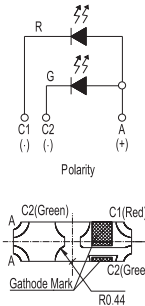
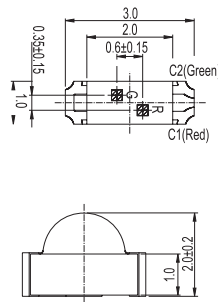


Product	Size (LxWxH mm)	Color	λ_d (nm)/CIE(x,y)	I_v Min./Typ. (mcd)	I_v Max. (mcd)	V_F Min./Typ. (V)	V_F Max. (V)	I_F (mA)
48-213/BHC-ZM2P1QY/3C	1.8x1.0x0.3	●Blue	470	22.5	57	2.7	3.2	5
48-213/R6C-AM1N2VY/3C	1.8x1.0x0.3	●Brilliant Red	624	18	45	1.7	2.2	5
48-213/T2D-AQ2R2QY/3C	1.8x1.0x0.3	○Pure White	x=0.274, y=0.226	90	180	2.7	3.2	5
48-213/T3D-AP1Q2TY/3C	1.8x1.0x0.3	○Pure White	x=0.274, y=0.226	45	112	2.6	3	5
48-213/T7D-AQ1R2QY/3C	1.8x1.0x0.3	○Pure White	x=0.274, y=0.226	72	180	2.7	3.2	5

SMD LED | Surface Mount Chip LED (PCB) | Side View Bi-Color



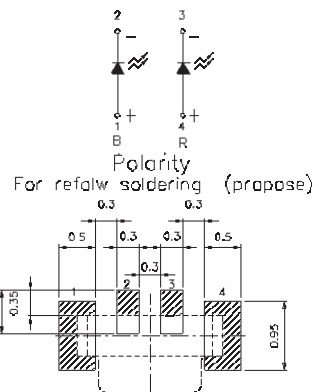
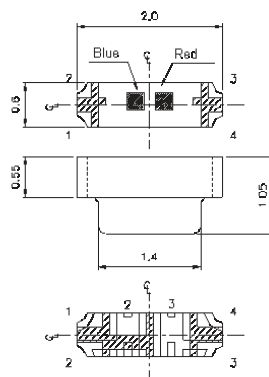
UNIT : mm



Product	Size (LxWxHmm)	Color	λ_d (nm)/ CIE(x,y)	I_v Min./Typ. (mcd)	I_v Max. (mcd)	V_F Min./Typ. (V)	V_F Max. (V)	I_F (mA)
12-22/BHR6C-A01/2C	3.0x2.0x1.0	● Blue	BH : 470	BH : 18 / 28	—	BH : 2.7	BH : 3.1	20
		● Brilliant Red	R6 : 624	R6 : 22.5 / 30		R6 : 1.7	R6 : 2.2	
12-22/G6R8C-A30/2C	3.0x2.0x1.0	● Brilliant Yellow Green	G6 : 573	G6 : 28.5	G6 : 72	G6 : 1.7 / 2	G6 : 2.4	20
		● Deep Red	R8 : 639	R8 : 28.5	R8 : 72	R8 : 1.7 / 2	R8 : 2.4	
12-22/R6GHC-A30/2C	3.0x2.0x1.0	● Brilliant Red ● Brilliant Green	R6 : 624 GH : 525	R6 : 72 GH : 112	R6 : 180 GH : 285	R6 : 1.7 / 2 GH : 2.7 / 3.3	R6 : 2.4 GH : 3.7	20
12-22/Y2G6C-A30/2C	3.0x2.0x1.0	● Brilliant Yellow	Y2 : 589	Y2 : 45	Y2 : 112	Y2 : 1.7 / 2	Y2 : 2.4	20
		● Brilliant Yellow Green	G6 : 573	G6 : 28.5	G6 : 72	G6 : 1.7 / 2	G6 : 2.4	



UNIT : mm

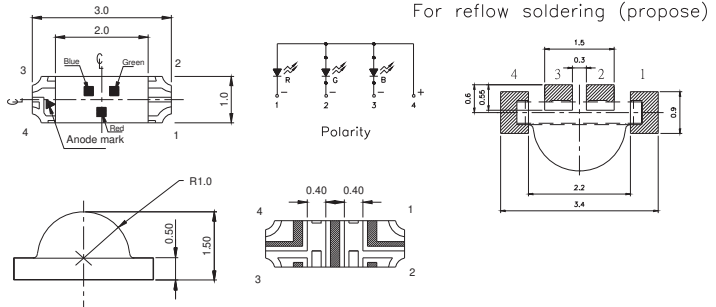


Product	Size (LxWxHmm)	Color	λ_d (nm)/ CIE(x,y)	I_v Min./Typ. (mcd)	I_v Max. (mcd)	V_F Min./Typ. (V)	V_F Max. (V)	I_F (mA)
17-223/BHR7C-C30/3C	2.0x1.05x0.6	● Blue ● Dark Red	BH : 470 R7 : 631	BH : 22.5 R7 : 14.5	BH : 57 R7 : 36	BH : 2.7 R7 : 1.55	BH : 3.2 R7 : 2.15	5

SMD LED | Surface Mount Chip LED (PCB) | Side View Full Color



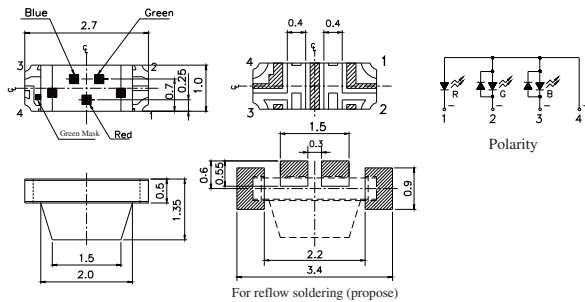
UNIT : mm



Product	Size (LxWxHmm)	Color	λ_d (nm)/ CIE(x,y)	I_v Min./Typ. (mcd)	I_v Max. (mcd)	V_F Min./Typ. (V)	V_F Max. (V)	I_F (mA)
12-23C/R6GHBHC-A01/2C	3.0x1.5x1.0	● Brilliant Red	R6 : 624	R6 : 63 / 90	--	R6 : 2	R6 : 2.4	20
		● Brilliant Green	GH : 525	GH : 125 / 180		GH : 3.3	GH : 3.9	
		● Blue	BH : 470	BH : 32 / 50		BH : 3.3	BH : 3.9	
12-23C/S2GHBHC-A01/2C	3.0x1.5x1.0	● Brilliant Orange	BH : 470	BH : 36 / 65	--	BH : 3.3	BH : 3.9	20
		● Brilliant Green	GH : 525	GH : 140 / 210		GH : 3.3	GH : 3.9	
		● Blue	S2 : 605	S2 : 72 / 140		S2 : 2	S2 : 2.4	



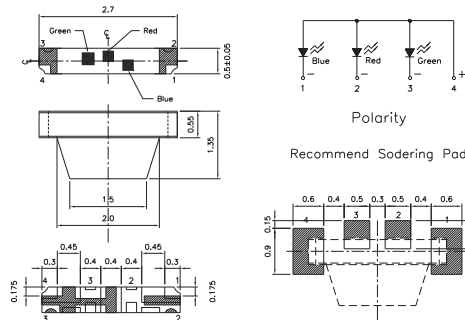
UNIT : mm



Product	Size (LxWxHmm)	Color	λ_d (nm)/ CIE(x,y)	I_v Min./Typ. (mcd)	I_v Max. (mcd)	V_F Min./Typ. (V)	V_F Max. (V)	I_F (mA)
22-23/R6GHBHC-A01/2C	2.7x1.35x1.0	● Brilliant Red	R6 : 624	R6 : 45 / 180	--	R6 : 1.7 / 2	R6 : 2.4	20
		● Brilliant Green	GH : 525	GH : 112 / 450		GH : 2.7 / 3.3	GH : 3.7	
		● Blue	BH : 470	BH : 28.5 / 112		BH : 2.7 / 3.3	BH : 3.7	



UNIT : mm

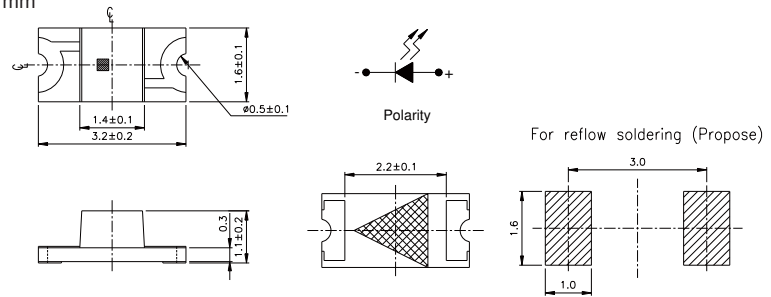


Product	Size (LxWxHmm)	Color	λ_d (nm)/ CIE(x,y)	I_v Min./Typ. (mcd)	I_v Max. (mcd)	V_F Min./Typ. (V)	V_F Max. (V)	I_F (mA)
22-23C/R6GHBHW-C01/2C	2.7x1.35x0.5	● Brilliant Red	R6 : 624	R6 : 14.5	R6 : 36	R6 : 1.7 / 1.85	R6 : 2	5
		● Brilliant Green	GH : 525	GH : 35	GH : 110	GH : 2.7 / 2.9	GH : 3.2	
		● Blue	BH : 470	BH : 10	BH : 24.5	BH : 2.7 / 2.9	BH : 3.1	

SMD LED | Surface Mount Chip LED (PCB) | Reverse Mount



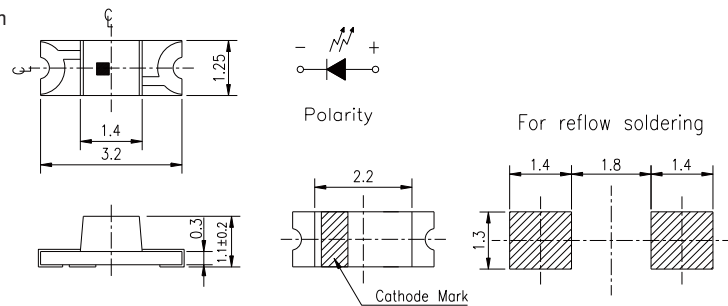
UNIT : mm



Product	Size (LxWxHmm)	Color	λ_d (nm)/CIE(x,y)	I_v Min./Typ. (mcd)	I_v Max. (mcd)	V_F Min./Typ. (V)	V_F Max. (V)	I_F (mA)
23-21/G6C-AL2N1/2T	3.2x1.6x1.1	● Brilliant Yellow Green	573	14.5	36	1.7 / 2	2.4	20
23-21/GHC-YR2T1/2A	3.2x1.6x1.1	● Brilliant Green	525	140	360	3.5	3.9	20
23-21/R6C-AM1N2AY/2A	3.2x1.6x1.1	● Brilliant Red	624	18	45	1.55	2.15	5
23-21/R8C-AN2Q1B/2T	3.2x1.6x1.1	● Deep Red	639	36	90	1.75	2.35	20



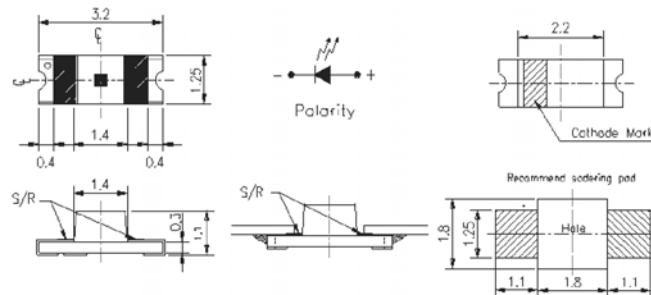
UNIT : mm



Product	Size (LxWxHmm)	Color	λ_d (nm)/CIE(x,y)	I_v Min./Typ. (mcd)	I_v Max. (mcd)	V_F Min./Typ. (V)	V_F Max. (V)	I_F (mA)
23-21B/BHC-AN1P2/2A	3.2x1.25x1.1	● Blue	470	28.5	72	3.5	4	20
23-21B/BHC-ZM1N2TY/2A	3.2x1.25x1.1	● Blue	470	18	45	2.6	3	5
23-21B/G6C-AM2P1/2A	3.2x1.25x1.1	● Brilliant Yellow Green	573	22.5	57	1.7 / 2	2.4	20
23-21B/S2C-AP1Q2B/2A	3.2x1.25x1.1	● Brilliant Orange	605	45	112	1.75	2.35	20
23-21B/T1D-ANQHY/2A	3.2x1.25x1.1	○ Pure White	x=0.274, y=0.226	28.5	112	2.7	3.15	5
23-21B/T1D-CP2Q2TY/2A	3.2x1.25x1.1	○ Pure White	x=0.274, y=0.226	57	112	2.6	3	5
23-21B/W1D-ANQHY/2A	3.2x1.25x1.1	○ Pure White	x=0.274, y=0.226	28.5	112	2.7	3.15	5



UNIT : mm

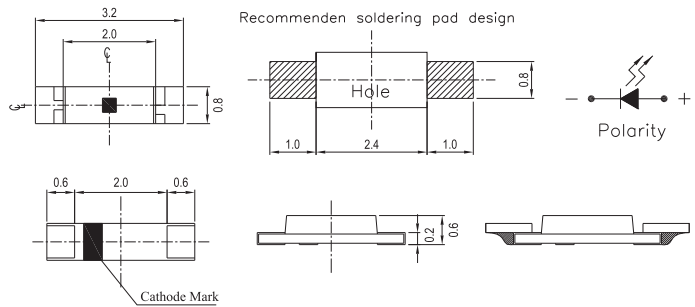


Product	Size (LxWxHmm)	Color	λ_d (nm)/CIE(x,y)	I_v Min./Typ. (mcd)	I_v Max. (mcd)	V_F Min./Typ. (V)	V_F Max. (V)	I_F (mA)
23-21C/T1D-CP2Q2TY/2A	3.2x1.25x1.1	○ White	x=0.274, y=0.226	57	112	Min. 2.6	3	5

SMD LED | Surface Mount Chip LED (PCB) | Reverse Mount



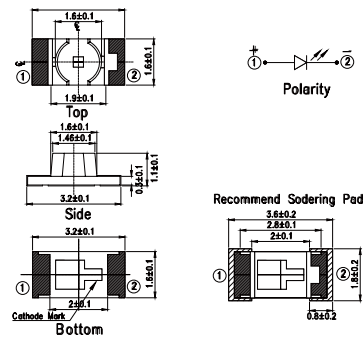
UNIT : mm



Product	Size (LxWxHmm)	Color	λ_d (nm)/CIE(x,y)	I_v Min./Typ. (mcd)	I_v Max. (mcd)	V_F Min./Typ. (V)	V_F Max. (V)	I_F (mA)
23-215A/BHC-DN2P2E/5A	3.2x0.8x0.6	● Blue	470	36	72	2.75	3.65	20



UNIT : mm

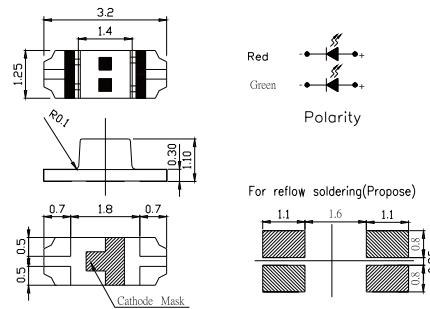


Product	Size (LxWxHmm)	Color	λ_d (nm)/CIE(x,y)	I_v Min./Typ. (mcd)	I_v Max. (mcd)	V_F Min./Typ. (V)	V_F Max. (V)	I_F (mA)
24-21/BHC-AN1P2/2A	3.2x1.6x1.1	● Blue	470	28.5	72	2.7/3.3	3.7	20
24-21/GHC-YR2T1/2A	3.2x1.6x1.1	● Brilliant Green	525	140	360	3.5	4	20

SMD LED | Surface Mount Chip LED (PCB) | Reverse Mount Bi-color



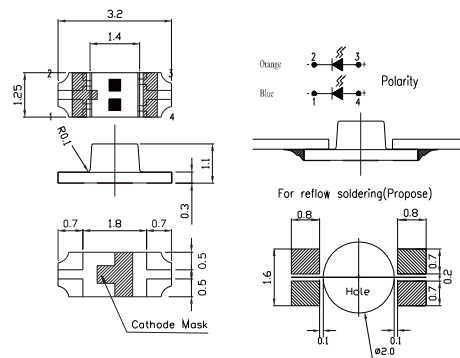
UNIT : mm



Product	Size (LxWxHmm)	Color	λ_d (nm)/CIE(x,y)	I_v Min./Typ. (mcd)	I_v Max. (mcd)	V_F Min./Typ. (V)	V_F Max. (V)	I_F (mA)
23-22B/R7G6C-A30/2T	3.2x1.25x1.1	<ul style="list-style-type: none"> ● Dark Red ● Brilliant Yellow Green 	R7 : 631 G6 : 573	R7 : 18 G6 : 14.5	R7 : 72 G6 : 45	R7 : 1.7 / 2 G6 : 1.7 / 2	R7 : 2.4 G6 : 2.4	20
23-22B/S2BHC-C30/2A	3.2x1.25x1.1	<ul style="list-style-type: none"> ● Brilliant Orange ● Blue 	S2 : 605 BH : 470	S2 : 11.5 BH : 11.5	S2 : 28.5 BH : 28.5	S2 : 1.55 / 1.85 BH : 2.5 / 3.1	S2 : 2.25 BH : 3.5	5



UNIT : mm

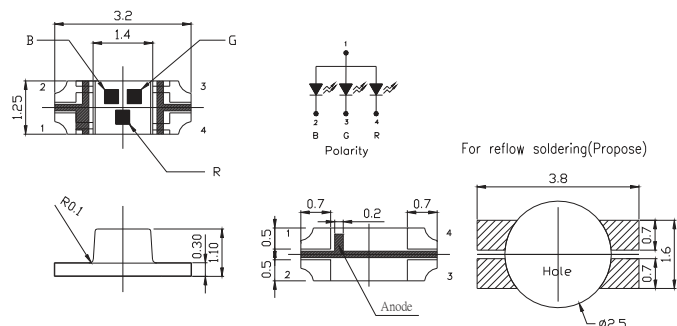


Product	Size (LxWxHmm)	Color	λ_d (nm)/CIE(x,y)	I_v Min./Typ. (mcd)	I_v Max. (mcd)	V_F Min./Typ. (V)	V_F Max. (V)	I_F (mA)
23-22C/S2BHC-B30/2A	3.2x1.25x1.1	<ul style="list-style-type: none"> ● Brilliant Orange ● Blue 	S2 : 605 BH : 470	S2 : 22.5 BH : 22.5	S2 : 57 BH : 57	S2 : 1.7 / 2 BH : 2.7 / 3.3	S2 : 2.4 BH : 3.7	10

SMD LED | Surface Mount Chip LED (PCB) | Reverse Mount Full color



UNIT : mm

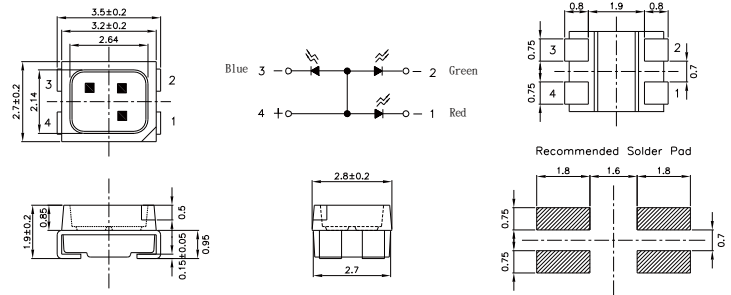


Product	Size (LxWxHmm)	Color	λ_d (nm)/CIE(x,y)	I_v Min./Typ. (mcd)	I_v Max. (mcd)	V_F Min./Typ. (V)	V_F Max. (V)	I_F (mA)
23-23B/R6GHBHC-A01/2A	3.2x1.25x1.1	<ul style="list-style-type: none"> ● Brilliant Red ● Brilliant Green ● Blue 	R6 : 624 GH : 525 BH : 470	R6 : 72 / 100 GH : 140 / 200 BH : 45 / 65	--	R6 : 1.7 / 2 GH : 2.7 / 3.3 BH : 2.7 / 3.3	R6 : 2.4 GH : 3.7 BH : 3.7	20

SMD LED | Surface Mount PLCC LEDs (Reflector) | Top View LED



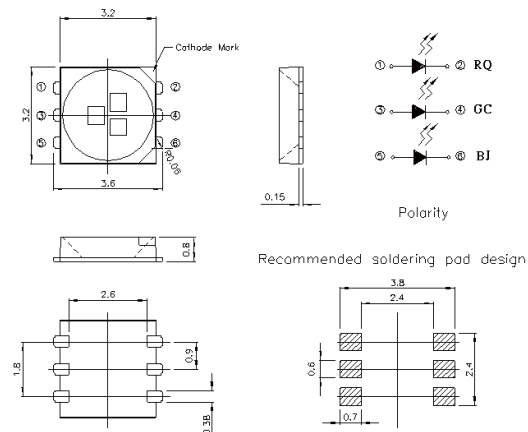
UNIT : mm



Product	Size (LxWxHmm)	Color	λ_d (nm)/CIE(x,y)	I_v Min./Typ. (mcd)	I_v Max. (mcd)	V_F Min./Typ. (V)	V_F Max. (V)	I_F (mA)
67-23/R6GHBHC-B05/2T	3.5x2.8x1.9	R6: ● Brilliant Red GH: ● Brilliant Green BH: ● Blue	R6 : 621~631 GH : 520~530 BH : 465~475	R6 : 112 GH : 180 BH : 72	R6 : 285 GH : 715 BH : 285	R6 : 2.0 GH : 3.4 BH : 3.4	R6 : 2.4 GH : 3.95 BH : 3.95	20
67-23SDRSYGUBC/TR8	3.5x2.8x1.9	SDR: ● Deep Red SYG: ● Brilliant Yellow Green UB: ● Blue	SDR : 639 SYG : 573 UB : 470	SDR : 63 / 112 SYG : 13 / 20 UB : 11 / 18	--	SDR : 2.0 SYG : 2.0 UB : 3.5	SDR : 2.4 SYG : 2.4 UB : 4.0	20

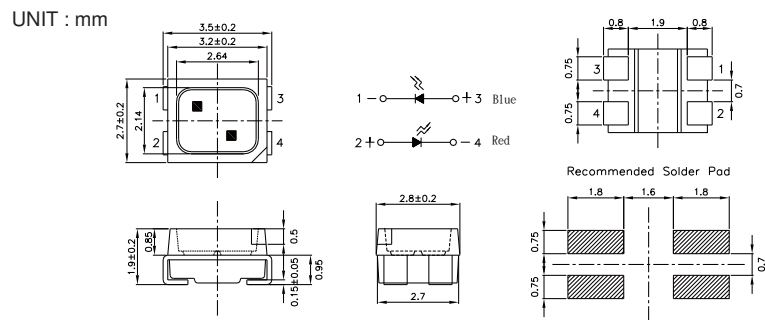


UNIT : mm



Product	Size (LxWxHmm)	Color	λ_d (nm)/CIE(x,y)	I_v Min./Typ. (mcd)	I_v Max. (mcd)	V_F Min./Typ. (V)	V_F Max. (V)	I_F (mA)
67-235-BJRQGCC-A01E-2T8-CS	3.2x3.2x0.8	● BQ:Super-Red ● GC:Brilliant Green ● BJ:Blue	BQ:617.5-629.5 GC:525-535 BJ:465-475	BQ:450 GC:1120 BJ:225	BQ:900 GC:1800 BJ:450	BQ:1.75 GC:2.75 BJ:2.75	BQ:2.75 GC:3.65 BJ:3.65	20

SMD LED | Surface Mount PLCC LEDs (Reflector) | Top View Bi-Color

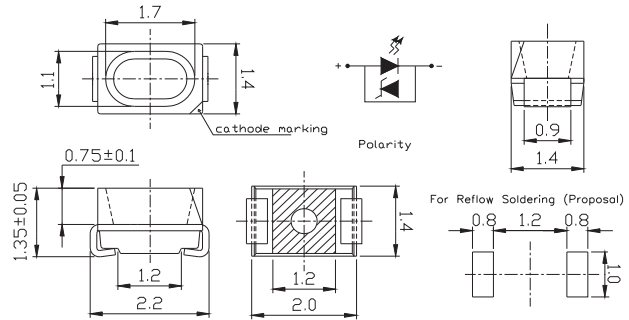


Product	Size (LxWxHmm)	Color	λ_d (nm)	I_v Min./Typ. (mcd)	I_v Max. (mcd)	V_F Min./Typ. (V)	V_F Max. (V)	I_F (mA)
67-22/G3G3C-B45/2T	3.5x2.8x1.9	G3: ● Pale Green G3: ● Pale Green	563.5~571.5	4.5 / 10	36	1.7 / 2.0	2.4	10
67-22/R6BHC-B07/2T	3.5x2.8x1.9	R6: ● Brilliant Red BH: ● Blue	R6 : 621~631 BH : 466.5~471.5	R6 : 90 BH : 90	R6 : 225 BH : 225	R6 : 1.75 BH : 2.9	R6 : 2.35 BH : 3.7	20
67-22/R6G6C-B09/2T	3.5x2.8x1.9	R6: ● Brilliant Red G6: ● Brilliant Yellow Green	R6 : 621~627 G6 : 570~574	R6 : 57 G6 : 36	R6 : 140 G6 : 90	R6 : 1.75 G6 : 1.75	R6 : 2.35 G6 : 2.35	20
67-22/R6Y2C-B31/2T	3.5x2.8x1.9	R6: ● Brilliant Red Y2: ● Brilliant Yellow	R6 : 621~631 Y2 : 586~594	R6 : 72 Y2 : 72	R6 : 285 Y2 : 285	1.75	2.35	20
67-22SURSYGC/S530-A2/TR8	3.5x2.8x1.9	SUR: ● Brilliant Red SYG: ● Brilliant Yellow Green	SUR : 624 SYG : 573	SUR : 24 / 59 SYG : 16 / 24	--	SUR : 1.7 / 2.0 SYG : 1.7 / 2.0	SUR : 2.4 SYG : 2.4	20
67-22UYSYGC/S530-A5/TR8	3.5x2.8x1.9	UY: ● Brilliant Yellow SYG: ● Brilliant Yellow Green	UY : 589 SYG : 573	UY : 80 / 120 SYG : 50 / 80	--	UY : 1.7/2.0 SYG : 1.7/2.0	UY : 2.4 SYG : 2.4	20

SMD LED | Surface Mount PLCC LEDs (Reflector) | Top View PLCC2



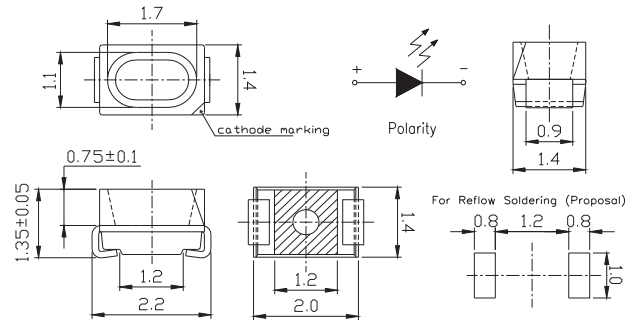
UNIT : mm



Product	Size (LxWxHmm)	Color	λ_d (nm)/CIE(x,y)	I_V Min./Typ. (mcd)	I_V Max. (mcd)	V_F Min./Typ. (V)	V_F Max. (V)	I_F (mA)
65-11/BHC-AR1S2B2/2T	2.2x1.4x1.35	● Blue	464.5~476.5	112	285	2.9	3.6	20
65-11/T2C-FV1W2E/2T	2.2x1.4x1.35	○ Pure White	x=0.283~0.33 y=0.276~0.36	715	1800	2.75	3.65	20



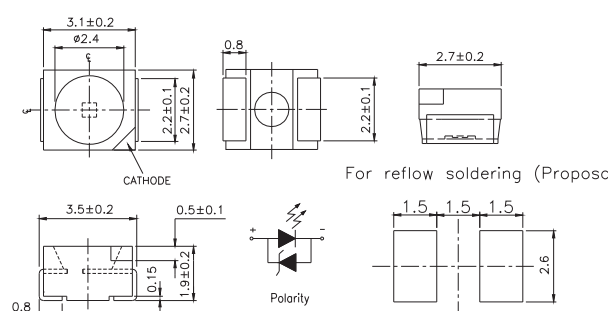
UNIT : mm



Product	Size (LxWxHmm)	Color	λ_d (nm)/CIE(x,y)	I_V Min./Typ. (mcd)	I_V Max. (mcd)	V_F Min./Typ. (V)	V_F Max. (V)	I_F (mA)
65-21/G6C-AN2Q1/3T	2.2x1.4x1.35	● Brilliant Yellow Green	569.5~577.5	36	90	1.75	2.35	20
65-21/Y2C-CJ2L2X/3T	2.2x1.4x1.35	● Brilliant Yellow	586~592	5.8	18	2	2.4	2
65-21/Y2SC-AR1S2B/2T	2.2x1.4x1.35	● Brilliant Yellow	585.5~594.5	112	285	1.75	2.35	20
65-21/Y2SC-FR2S1B/2T	2.2x1.4x1.35	● Brilliant Yellow	586~594	140	225	1.75	2.35	20



UNIT : mm

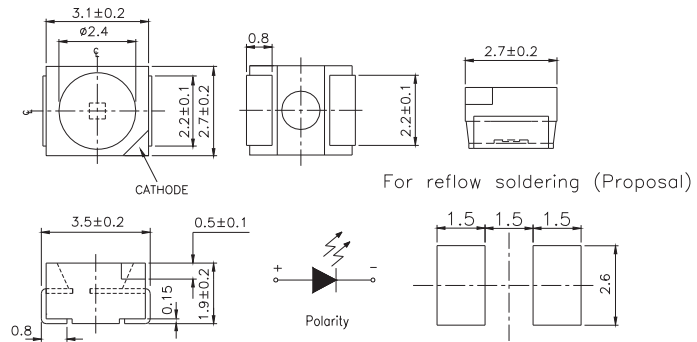


Product	Size (LxWxHmm)	Color	λ_d (nm)/CIE(x,y)	I_V Min./Typ. (mcd)	I_V Max. (mcd)	V_F Min./Typ. (V)	V_F Max. (V)	I_F (mA)
67-11/BHC-FQ2S1F/2T	3.5x2.7x1.9	● Blue	464~472	90	285	2.7	3.5	20
67-11/W1C-ES1T2N/2T	3.5x2.7x1.9	○ Warm White	x=0.264~0.330 y=0.248~0.360	180	450	2.7	3.7	20
67-11/W1C-FV1W2F/2T	3.5x2.7x1.9	○ White	x=0.283~0.330 y=0.276~0.360	715	1800	2.7	3.5	20

SMD LED | Surface Mount PLCC LEDs (Reflector) | Top View PLCC2



UNIT : mm



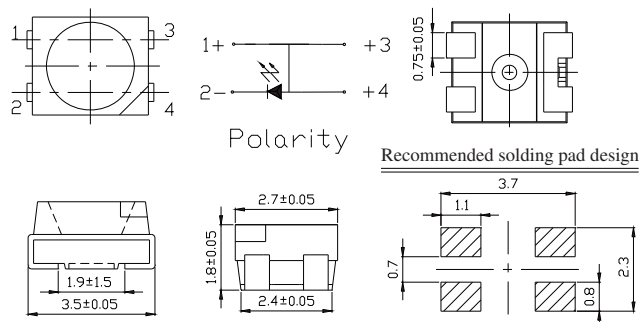
Product	Size (LxWxHmm)	Color	λ_d (nm)/CIE(x,y)	I_v Min./Typ. (mcd)	I_v Max. (mcd)	V_F Min./Typ. (V)	V_F Max. (V)	I_F (mA)
67-21/B3C-BN1Q2N/2T	3.5x2.7x1.9	Blue	464.5~473.5	28.5	112	2.7	3.7	20
67-21/B7C-AS2U1N/2T	3.5x2.7x1.9	Blue	464.5~476.5	225	565	2.7	3.7	20
67-21/GBC-YV2W2N/2T	3.5x2.7x1.9	Brilliant Green	520~535	900	1800	2.7	3.7	20
67-21/GHC-AS2U1B17Z/2T	3.5x2.7x1.9	Brilliant Green	517.5~535.5	225	565	2.5	3.5	10
67-21/GHC-BV1/2T	3.5x2.7x1.9	Brilliant Green	523.5~533.5	715	900	2.7	4.3	20
67-21/R6C-AP2R1B/2T	3.5x2.7x1.9	Brilliant Red	617.5~633.5	57	140	1.75	2.35	20
67-21/R6C-FN2Q1BZ/2T	3.5x2.7x1.9	Brilliant Red	621~631	36	90	1.75	2.35	10
67-21/R6C-FR2T1B/2T	3.5x2.7x1.9	Brilliant Red	621~631	140	360	1.75	2.35	20
67-21/R6C-FS1U1B/2T	3.5x2.7x1.9	Brilliant Red	621~631	180	565	1.75	2.35	20
67-21/RSC-FT2V1B/2T	3.5x2.7x1.9	Brilliant Red	621~631	360	900	1.75	2.35	20
67-21/S2C-FQ2R2B/2T	3.5x2.7x1.9	Brilliant Orange	603~609	90	180	1.75 / 2	2.35	20
67-21/S3C-AS1T1/2T	3.5x2.7x1.9	Reddish Orange	605.5~621.5	180	360	2	2.4	20
67-21/T2C-ZV1W2E/2T	3.5x2.7x1.9	White	x=0.2498~0.296 y=0.2185~0.2950	715	1800	2.75	3.65	20
67-21/Y2C-BR2T1B/2T	3.5x2.7x1.9	Brilliant Yellow	588.5~594.5	140	360	1.75	2.35	20
67-21/YSC-FU1V2B/2T	3.5x2.7x1.9	Brilliant Yellow	586~594	450	1120	1.75	2.35	20

SMD LED

SMD LED | Surface Mount PLCC LEDs (Reflector) | Top View PLCC3



UNIT : mm

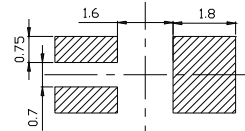
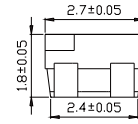
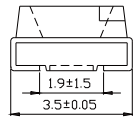
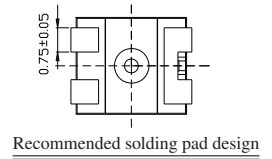
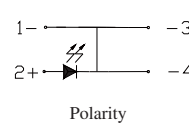
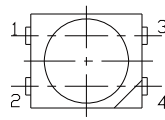


Product	Size (LxWxHmm)	Color	λ_d (nm)/CIE(x,y)	I_v Min./Typ. (mcd)	I_v Max. (mcd)	V_F Min./Typ. (V)	V_F Max. (V)	I_F (mA)
67-31A/B7C-AT1U2MZ3/2T	3.5x2.7x1.8	Blue	464.5~476.5	285	715	2.75	3.95	30
67-31A/GHC-YV1W2EZ3/2T	3.5x2.7x1.8	Green	520~535	715	1800	2.75	3.65	30
67-31A/SAC-AW1X2B9Z5/2T	3.5x2.7x1.8	Reddish Orange	605.5~625.5	1120	2850	1.95	2.75	50

SMD LED | Surface Mount PLCC LEDs (Reflector) | Top View PLCC3



UNIT : mm

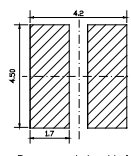
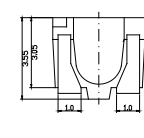
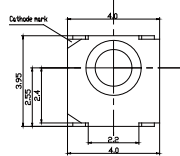
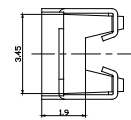
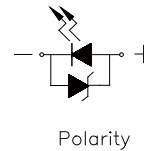
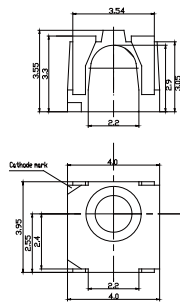


Product	Size (LxWxHmm)	Color	λ_d (nm)/CIE(x,y)	I_v Min./Typ. (mcd)	I_v Max. (mcd)	V_F Min./Typ. (V)	V_F Max. (V)	I_F (mA)
67-31E/RSC-AV1W2B9Z5/2T	3.5x2.7x1.8	● Brilliant Red	617.5~633.5	715	1800	2.15	2.75	50

SMD LED | Surface Mount PLCC LEDs (Reflector) | Side View LED



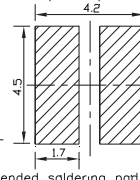
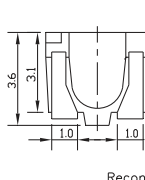
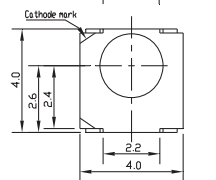
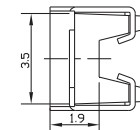
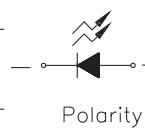
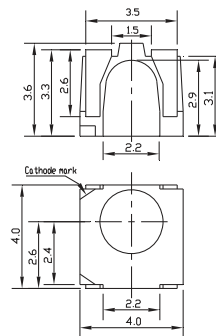
UNIT : mm



Product	Size (LxWxHmm)	Color	λ_d (nm)/CIE(x,y)	I_v Min./Typ. (mcd)	I_v Max. (mcd)	V_F Min./Typ. (V)	V_F Max. (V)
57-11UTC/S827-1/TR8	4.0x4.0x3.6	○ White	x=0.3070~0.3520 y=0.2840~0.3710	900	1800	2.75	3.95




UNIT : mm



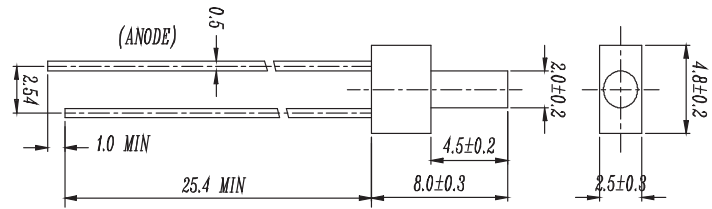
Product	Size (LxWxHmm)	Color	λ_d (nm)/CIE(x,y)	I_v Min./Typ. (mcd)	I_v Max. (mcd)	V_F Min./Typ. (V)	V_F Max. (V)	I_F (mA)
57-21/R6C-AP1Q2B/BF	4.0x4.0x3.6	● Brilliant Red	617.5~633.5	45	112	1.75	2.35	10
57-21SYGC/S530-E3/TR8	4.0x4.0x3.6	● Brilliant Yellow Green	573	32/51	--	1.7 / 2.0	2.4	20

SMD LED

LED Lamps | 2mm Tower Type



UNIT : mm

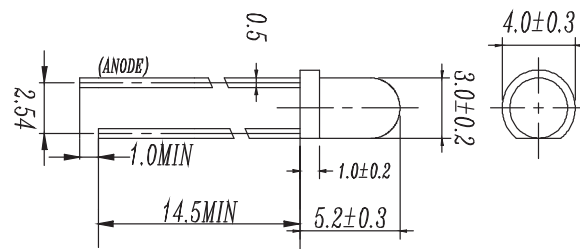


Product	Size (mm)	Color	Lens Type	λ_d (nm) / CIE(x,y)	Resin Color	I_v (Min/Typ) (mcd)	V_F (Typ/Max) (V)	Viewing Angle (°)
103SURD/S530-A3	2	● Hyper Red	Tower	624	Red Diffused	25 / 40	2.0 / 2.4	130
103SYGD/S530-E2	2	● Brilliant Yellow Green	Tower	573	Green Diffused	6.3 / 12.5	2.0 / 2.4	130
103UYD/S530-A3	2	● Brilliant Yellow	Tower	589	Yellow Diffused	25 / 50	2.0 / 2.4	130

LED Lamps | 3mm Round Type



UNIT : mm

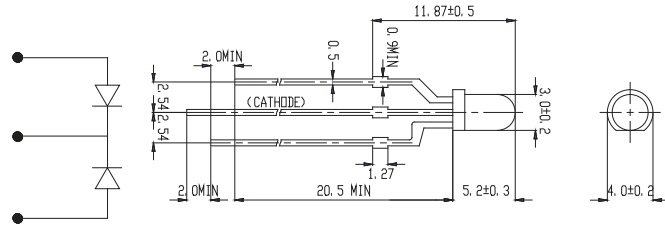


Product	Size (mm)	Color	Lens Type	λ_d (nm) / CIE(x,y)	Resin Color	I_v (Min/Typ) (mcd)	V_F (Typ/Max) (V)	Viewing Angle (°)
204-10SDRD/S530-A3	3	● Deep Red	Round	639	Red Diffused	40 / 80	2.0 / 2.4	50
204-10SUBC/S400-A4	3	● Blue	Round	470	Water Clear	400 / 800	3.4 / 4.0	20
204-10SUGC/S400-A5	3	● Green	Round	525	Water Clear	1600 / 3200	3.2 / 3.7	30
204-10SURD/S530-A3	3	● Brilliant Red	Round	624	Red Diffused	40 / 80	2.0 / 2.4	45
204-10SYGD/S530-E3	3	● Brilliant Yellow Green	Round	573	Green Diffused	63 / 100	2.0 / 2.4	45
204-10UYD/S530-A3	3	● Brilliant Yellow	Round	589	Yellow Diffused	100 / 200	2.0 / 2.4	60
204-10UYOC/S530-A3	3	● Brilliant Orange	Round	605	Water Clear	320 / 500	2.0 / 2.4	30


LED Lamps | 3mm Round Type



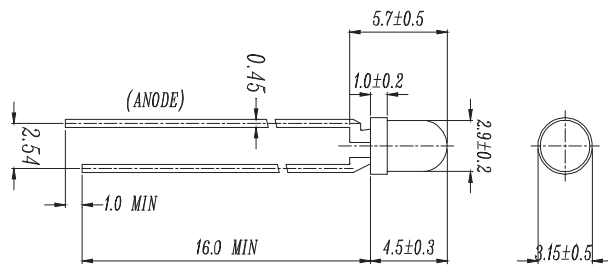
UNIT : mm



Product	Size (mm)	Color	Lens Type	λ_d (nm) / CIE(x,y)	Resin Color	I_V (Min/Typ) (mcd)	V_F (Typ/Max) (V)	Viewing Angle (°)
209SDRSYGW/S530-A3	3	<ul style="list-style-type: none"> ● Deep Red ● Brilliant Yellow Green 	Round	639 / 573	White Diffused	25 / 50 16 / 32	2.0 / 2.4 2.0 / 2.4	80
209SURSYGW/S530-A3	3	<ul style="list-style-type: none"> ● Brilliant Red ● Brilliant Yellow Green 	Round	624 / 573	White Diffused	40 / 80 25 / 50	2.0 / 2.4 2.0 / 2.4	80



UNIT : mm

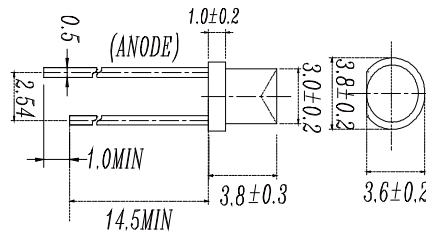


Product	Size (mm)	Color	Lens Type	λ_d (nm) / CIE(x,y)	Resin Color	I_V (Min/Typ) (mcd)	V_F (Typ/Max) (V)	Viewing Angle (°)
264-7SDRC/S530-A3	2.9	● Deep Red	Round	639	Water Clear	40 / 100	2.0 / 2.4	40
264-7UYOC/S530-A3	2.9	● Brilliant Orange	Round	605	Water Clear	110 / 200	2.0 / 2.4	40
264-7SUGC/S400-A5	2.9	● Brilliant Green	Round	530	Water Clear	1000 / 2000	3.4 / 4.0	30
264-7SURC/S400-A8	2.9	● Brilliant Red	Round	624	Water Clear	400 / 800	2.0 / 2.4	40
264-7SYGC/S530-E3	2.9	● Brilliant Yellow Green	Round	573	Water Clear	100 / 320	2.0 / 2.4	35
264-7UYC/S400-A9	2.9	● Brilliant Yellow	Round	589	Water Clear	630 / 1250	2.0 / 2.4	40

LED Lamps | 3mm Round Type



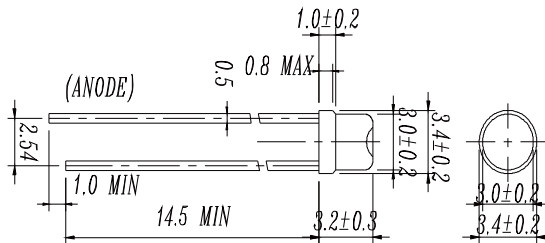
UNIT : mm



Product	Size (mm)	Color	Lens Type	λ_d (nm) / CIE(x,y)	Resin Color	I_v (Min/Typ) (mcd)	V_F (Typ/Max) (V)	Viewing Angle (°)
484-10SURT/S530-A3	3	● Brilliant Red	Round	624	Red Trans	10 / 20	2.0 / 2.4	130
484-10UYT/S530-A3	3	● Brilliant Yellow	Round	589	Yellow Trans	16 / 32	2.0 / 2.4	110
484-10SYGT/S530-E2	3	● Brilliant Yellow Green	Round	573	Green Trans	6.3 / 12.5	2.0 / 2.4	80
484-10UYOC/S530-A3	3	● Brilliant Orange	Round	605	Water Clear	40 / 80	2.0 / 2.4	160



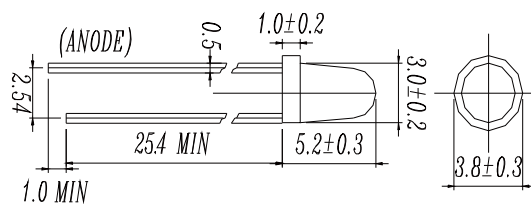
UNIT : mm



Product	Size (mm)	Color	Lens Type	λ_d (nm)/ CIE(x,y)	Resin Color	I_v (Min/Typ) (mcd)	V_F (Typ/Max) (V)	Viewing Angle (°)
494-10SURT/S530-A3	3	● Brilliant Red	Round	624	Red Trans	16 / 32	2.0 / 2.4	100
494-10SYGT/S530-E2	3	● Brilliant Yellow Green	Round	573	Green Trans	10 / 20	2.0 / 2.4	100



UNIT : mm

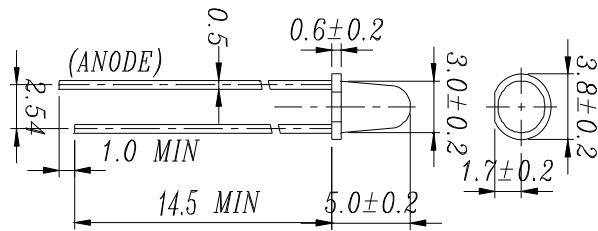


Product	Size (mm)	Color	Lens Type	λ_d (nm)/CIE(x,y)	Resin Color	I_v (Min/Typ) (mcd)	V_F (Typ/Max) (V)	Viewing Angle (°)
1224SYGC/S530-E2	3	● Brilliant Yellow Green	Round	573	Water Clear	63 / 100	2.0 / 2.4	25
1224USOC/S530-A3	3	● Super Sunset Orange	Round	615	Water Clear	188 / 295	2.0 / 2.4	25
1224UTC/S400-A6	3	○ White	Round	x=0.29, y=0.28	Water Clear	1800 / -	- / 4.0	25
1224SURC/S530-A3	3	● Brilliant Red	Round	624	Water Clear	160 / 400	2.0 / 2.4	25
1224SDRC/S530-A4	3	● Super Deep Red	Round	639	Water Clear	250 / 500	2.0 / 2.4	25
1224SUGC/S400-A5	3	● Green	Round	525	Water Clear	1600 / 2000	3.3 / 3.7	30


LED Lamps | 3mm Round Type



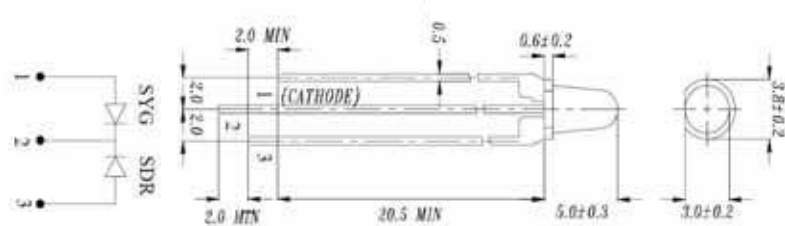
UNIT : mm



Product	Size (mm)	Color	Lens Type	λ_d (nm) / CIE(x,y)	Resin Color	I_V (Min/Typ) (mcd)	V_F (Typ/Max) (V)	Viewing Angle (°)
1254-10SDRT/S530-A3	3	● Deep Red	Round	639	Red Trans	160 / 320	2.0 / 2.4	30
1254-10SURT/S530-A3	3	● Hyper Red	Round	624	Red Trans	160 / 320	2.0 / 2.4	30
1254-10SYGT/S530-E2	3	● Brilliant Yellow Green	Round	573	Green Trans	160 / 320	2.0 / 2.4	30
1254-10UYD/S530-A3	3	● Brilliant Yellow	Round	589	Yellow Diffused	100 / 200	2.0 / 2.4	30
1254-10UYOT/S530-A3	3	● Brilliant Orange	Round	605	Orange Color	250 / 500	2.0 / 2.4	30



UNIT : mm

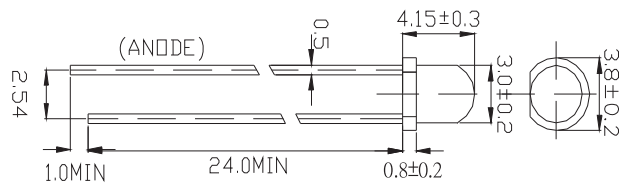


Product	Size (mm)	Color	Lens Type	λ_d (nm)/CIE(x,y)	Resin Color	I_V (Min/Typ) (mcd)	V_F (Typ/Max) (V)	Viewing Angle (°)
1259-7SDRSYGW/S530-A3	3	● Deep Red ● Brilliant Yellow Green	Round	639 / 573	White Diffused	16 / 32 25 / 50	2.0 / 2.4 2.0 / 2.4	50
1259-7SURSYGW/S530-A3	3	● Brilliant Red ● Brilliant Yellow Green	Round	624 / 573	White Diffused	40 / 80 16 / 32	2.0 / 2.4 2.0 / 2.4	60
1259-7UYSYGW/S530-A3	3	● Brilliant Yellow ● Brilliant Yellow Green	Round	589 / 573	White Diffused	63 / 125 40 / 80	2.0 / 2.4 2.0 / 2.4	40


LED Lamps | 3mm Round Type



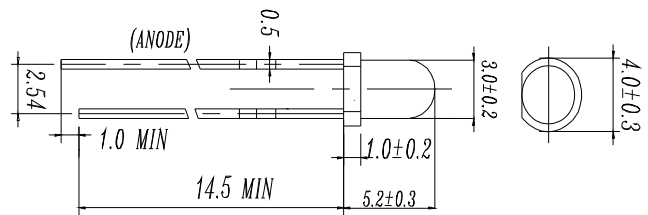
UNIT : mm



Product	Size (mm)	Color	Lens Type	λ_d (nm)/ CIE(x,y)	Resin Color	I_V (Min/Typ) (mcd)	V_F (Typ/Max) (V)	Viewing Angle (°)
3294-15SUBC/S400-A6	3	● Blue	Round	470	Water Clear	160 / 320	3.3 / 3.7	90
3294-15SUGC/S400-A6	3	● Brilliant Green	Round	525	Water Clear	500 / 1250	3.3 / 3.7	50
3294-15SURC/S400-A7	3	● Brilliant Red	Round	624	Water Clear	100 / 200	2.0 / 2.4	90
3294-15UBGC/S400-A6	3	● Super Blue	Round	505	Water Clear	400 / 800	3.5 / 4.3	90



UNIT : mm

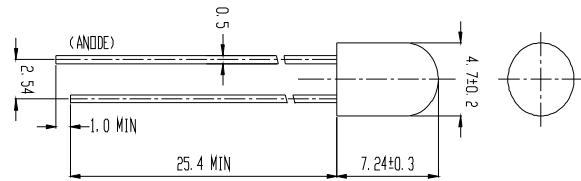


Product	Size (mm)	Color	Lens Type	λ_d (nm)/ CIE(x,y)	Resin Color	I_V (Min/Typ) (mcd)	V_F (Typ/Max) (V)	Viewing Angle (°)
4204-10SYGC/S530-E4	3	● Brilliant Yellow Green	Round	573	Water Clear	250 / 500	2.0 / 2.4	20
4204-10SURC/S530-A3	3	● Brilliant Red	Round	624	Water Clear	320 / 500	2.0 / 2.4	25

LED Lamps | 5mm Round Type



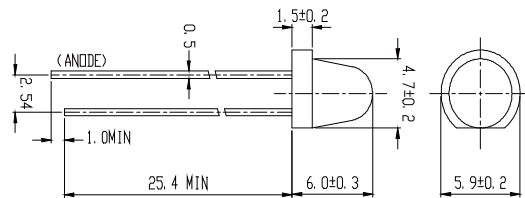
UNIT : mm



Product	Size (mm)	Color	Lens Type	λ_d (nm)/ CIE(x,y)	Resin Color	I_V (Min/Typ) (mcd)	V_F (Typ/Max) (V)	Viewing Angle (°)
313-2SYGC/S530-E2	4.7	● Brilliant Yellow Green	Round	573	Water Clear	250 / 500	2.0 / 2.4	20
313-2UYD/S530-A3	4.7	● Brilliant Yellow	Round	589	Yellow Diffused	100 / 200	2.0 / 2.4	50
313-2SUBC/C470/S400-A4	4.7	● Blue	Round	470	Water Clear	630 / 1000	3.4 / 4.0	20



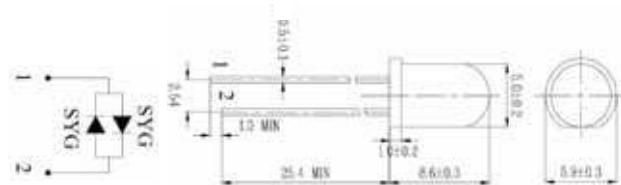
UNIT : mm



Product	Size (mm)	Color	Lens Type	λ_d (nm)/ CIE(x,y)	Resin Color	I_V (Min/Typ) (mcd)	V_F (Typ/Max) (V)	Viewing Angle (°)
323-2SURD/S530-A3	4.7	● Brilliant Red	Round	624	Red Diffused	63 / 100	2.0 / 2.4	40
323-2SYGD/S530-E2	4.7	● Brilliant Yellow Green	Round	573	Green Diffused	40 / 80	2.0 / 2.4	60
323-2SDRD/S530-A3	4.7	● Deep Red	Round	639	Red Diffused	25 / 50	2.0 / 2.4	60



UNIT : mm

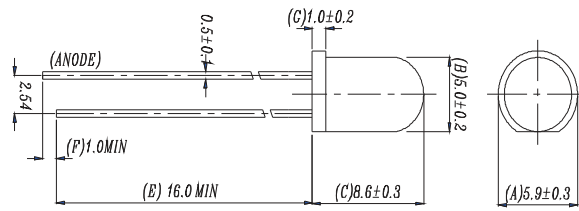


Product	Size (mm)	Color	Lens Type	λ_d (nm)/ CIE(x,y)	Resin Color	I_V (Min/Typ) (mcd)	V_F (Typ/Max) (V)	Viewing Angle (°)
336SURSYGW/S530-A3	5	● Brilliant Red ● Brilliant Yellow Green	Round	624 / 573	White Diffused	16 / 32 16 / 32	2.0 / 2.4 2.0 / 2.4	90
336SYGSYGD/S530-E2	5	● Brilliant Yellow Green	Round	573 / 573	Green Diffused	8 / 16	2.0 / 2.4	90
336UYSYGW/S530-A3	5	● Super Yellow ● Super Yellow Green	Round	589/573	White Diffused	40 / 80 16 / 32	2.0 / 2.4 2.0 / 2.4	80


LED Lamps | 5mm Round Type



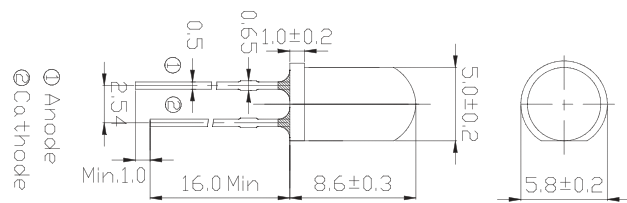
UNIT : mm



Product	Size (mm)	Color	Lens Type	λ_d (nm)/CIE(x,y)	Resin Color	I_v (Min/Typ) (mcd)	V_F (Typ/Max) (V)	Viewing Angle (°)
333-2SDRC/S530-A4	5	● Deep Red	Round	639	Water Clear	400 / 1000	2.0 / 2.4	10
333-2SUBC/C470/S400-A6	5	● Blue	Round	470	Water Clear	1000 / 2000	3.4 / 4.0	10
333-2SUGC/S400-A5	5	● Brilliant Green	Round	530	Water Clear	4000 / 8000	3.4 / 4.0	10
333-2SURC/S400-A8	5	● Brilliant Red	Round	624	Water Clear	3200 / 5000	2.0 / 2.4	10
333-2SYGC/S530-E2	5	● Brilliant Yellow Green	Round	573	Water Clear	400 / 800	2.0 / 2.4	10
333-2UYC/S400-A4	5	● Super Yellow	Round	589	Water Clear	1432 / 2148	2.0 / 2.4	10
333-2UYC/S530-A3	5	● Brilliant Yellow	Round	589	Water Clear	630 / 1250	2.0 / 2.4	10
333-2UYOC/S530-A3-L	5	● Yellow Orange	Round	605	Water Clear	630 / 1250	2.0 / 2.4	10



UNIT : mm



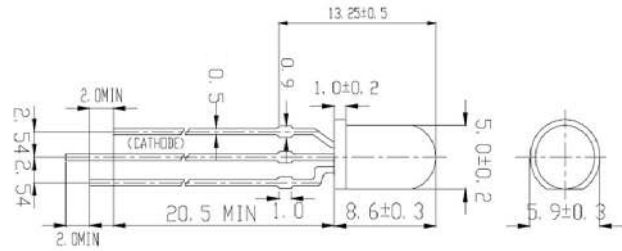
Product	Size (mm)	Color	Lens Type	λ_d (nm)/CIE(x,y)	Resin Color	I_v (Min/Max) (mcd)	V_F (Min/Max) (V)	Viewing Angle (°)
334-15/F1C1-1XZA	5	○ White	Round	x=0.29, y=0.28	Water Clear	18000 / 36000	2.8 / 3.6	15
334-15/T1C1-4WYA	5	○ White	Round	x=0.30, y=0.29	Water Clear	14250 / 28500	2.8 / 3.6	15
334-15/F1C2-7VXA	5	○ White	Round	x=0.30, y=0.29	Water Clear	11250 / 22500	2.8 / 3.6	20
334-15/T1C3-2TVA	5	○ White	Round	x=0.26, y=0.27	Water Clear	7150 / 14250	2.8 / 3.6	30
334-15/T2C3-2TVC	5	○ White	Round	x=0.26, y=0.27	Water Clear	7150 / 14250	2.8 / 3.6	30
334-15/F1C5-1RTA	5	○ White	Round	x=0.29, y=0.28	Water Clear	4500 / 9000	2.8 / 3.6	50
334-15/T1C5-7QSA	5	○ White	Round	x=0.30, y=0.29	Water Clear	3600 / 7150	2.8 / 3.6	50
334-15/T2C5-1QSB	5	○ White	Round	x=0.29, y=0.28	Water Clear	3600 / 7150	2.8 / 3.6	50
334-15/X2C1-1WYB	5	● Warm White	Round	x=0.40, y=0.39	Water Clear	14250 / 28500	2.8 / 3.6	15
334-15/X1C2-1UWA	5	● Warm White	Round	x=0.40, y=0.39	Water Clear	9000 / 18000	2.8 / 3.6	20
334-15/X2C3-1TVA	5	● Warm White	Round	x=0.40, y=0.39	Water Clear	7150 / 14250	2.8 / 3.6	30
334-15/X1C5-1QSA	5	● Warm White	Round	x=0.40, y=0.39	Water Clear	3500 / 7150	2.8 / 3.6	50
334-15/X2C5-1PSB	5	● Warm White	Round	x=0.40, y=0.39	Water Clear	2850 / 7150	2.8 / 3.6	50

LED Lamps


LED Lamps | 5mm Round Type



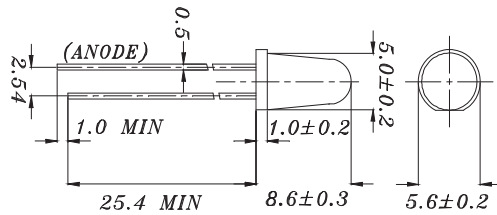
UNIT : mm




Product	Size (mm)	Color	Lens Type	λ_d (nm)/CIE(x,y)	Resin Color	I_v (Min/Typ) (mcd)	V_F (Typ/Max) (V)	Viewing Angle (°)
339-1SURSYGW/S530-A3	5	● Brilliant Red ● Brilliant Yellow Green	Round	624 / 573	White Diffused	25 / 50 16 / 32	2.0 / 2.4 2.0 / 2.4	70
339-1UYSYGW/S530-A3	5	● Brilliant Yellow ● Brilliant Yellow Green	Round	589 / 573	White Diffused	63 / 100 32 / 50	2.0 / 2.4 2.0 / 2.4	70
339-1UYUBW/S530-A4	5	● Brilliant Yellow ● Blue	Round	589 / 470	White Diffused	25 / 50 16 / 32	2.0 / 2.4 3.3 / 3.7	100



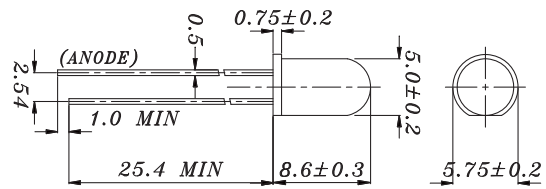
UNIT : mm



Product	Size (mm)	Color	Lens Type	λ_d (nm)/CIE(x,y)	Resin Color	I_v (Min/Typ) (mcd)	V_F (Typ/Max) (V)	Viewing Angle (°)
383-2SDRC/S530-A3	5	● Super Deep Red	Round	639	Water Clear	1000 / 2000	2.0 / 2.4	6
383-2SUGC/S400-A4	5	● Super Green	Round	525	Water Clear	2500 / 4000	3.4 / 4.0	20
383-2SUBC/C470/S400-A6	5	● Blue	Round	470	Water Clear	1600 / 3200	3.3 / 3.7	20
383-2SURC/S530-A3	5	● Hyper Red	Round	624	Water Clear	1000 / 2500	2.0 / 2.4	6
383-2SYGC/S530-E2	5	● Brilliant Yellow Green	Round	573	Water Clear	160 / 320	2.0 / 2.4	10
383-2USOC/S530-A6	5	● Super Sunset Orange	Round	615	Water Clear	6300 / 8000	2.0 / 2.4	6
383-2UYC/S530-A3	5	● Brilliant Yellow	Round	589	Water Clear	2713 / 4263	2.0 / 2.4	6




UNIT : mm

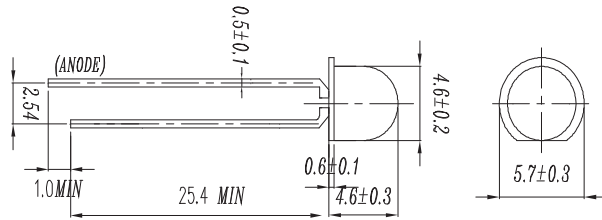


Product	Size (mm)	Color	Lens Type	λ_d (nm)/CIE(x,y)	Resin Color	I_v (Min/Typ) (mcd)	V_F (Typ/Max) (V)	Viewing Angle (°)
1383-2SDRD/S530-A3	5	● Super Deep Red	Round	639	Red Diffused	160 / 320	2.0 / 2.4	30
1383-2SURD/S530-A3	5	● Brilliant Red	Round	624	Red Diffused	250 / 500	2.0 / 2.4	40
1383SYGD/S530-E2	5	● Brilliant Yellow Green	Round	573	Green Diffused	100 / 200	2.0 / 2.4	25
1383UYD/S530-A3	5	● Brilliant Yellow	Round	589	Yellow Diffused	400 / 800	2.0 / 2.4	25

LED Lamps | 5mm Round Type



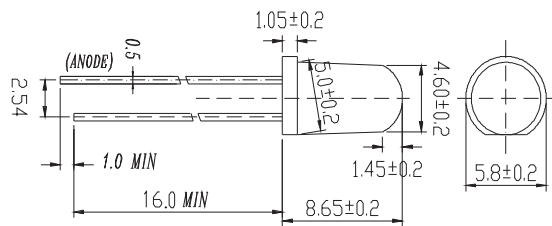
UNIT : mm



Product	Size (mm)	Color	Lens Type	λ_d (nm)/CIE(x,y)	Resin Color	I_v (Min/Typ) (mcd)	V_F (Typ/Max) (V)	Viewing Angle (°)
6324-15SUBC/S400-X10	4.6	Blue	Round	470	Water Clear	250 / 500	3.3 / 3.7	60
6324-15SURC/S400-A9	4.6	Brilliant Red	Round	624	Water Clear	160 / 320	2.0 / 2.4	100
6324-15SUGC/S400-A5	4.6	Super Green	Round	530	Water Clear	630 / 1250	3.4 / 4.0	60



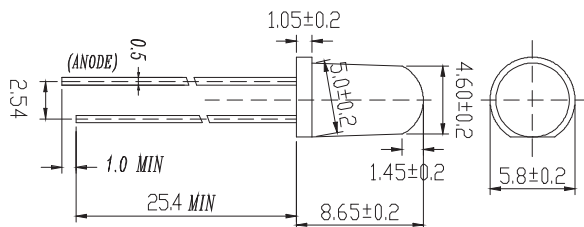
UNIT : mm



Product	Size (mm)	Color	Lens Type	λ_d (nm)/CIE(x,y)	Resin Color	I_v (Min/Typ) (mcd)	V_F (Typ/Max) (V)	Viewing Angle (°)
7343-2SURC/S530-A3	4.6	Brilliant Red	Round	624	Water Clear	400 / 800	2.0 / 2.4	20
7343-2SYGC/S530-E2	4.6	Super Yellow Green	Round	573	Water Clear	160 / 320	2.0 / 2.4	20
7343-2USOC/S530-A3	4.6	Super Sunset Orange	Round	615	Water Clear	630 / 1250	2.0 / 2.4	20
7343-2SURC/S530-A3	4.6	Brilliant Red	Round	624	Water Clear	400 / 800	2.0 / 2.4	20



UNIT : mm



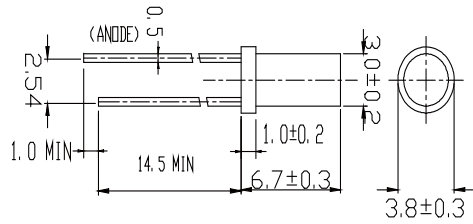
Product	Size (mm)	Color	Lens Type	λ_d (nm)/CIE(x,y)	Resin Color	I_v (Min/Typ) (mcd)	V_F (Typ/Max) (V)	Viewing Angle (°)
7344-15SUBC/C470/S400-A6	4.6	Blue	Round	470	Water Clear	1000 / 2000	3.3 / 3.7	20
7344-15SUGC/S400-A5	4.6	Brilliant Green	Round	525	Water Clear	5000 / 8000	3.3 / 3.7	30
7344-15SUGC/S400-X6	4.6	Brilliant Green	Round	525	Water Clear	8000 / 11000	3.3 / 3.7	20

LED Lamps

LED Lamps | 3mm Cylindrical



UNIT : mm

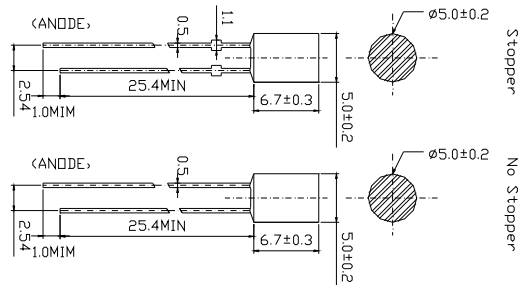


Product	Size (mm)	Color	Lens Type	λ_d (nm)/CIE(x,y)	Resin Color	I_V (Min/Typ) (mcd)	V_F (Typ/Max) (V)	Viewing Angle (°)
414-10UYD/S530-A3	3	● Super Yellow	Cylindrical	589	Yellow Diffused	25 / 40	2.0 / 2.4	120
414-10SURD/S530-A3	3	● Hyper Red	Cylindrical	624	Red Diffused	16 / 32	2.0 / 2.4	120

LED Lamps | 5mm Cylindrical



UNIT : mm

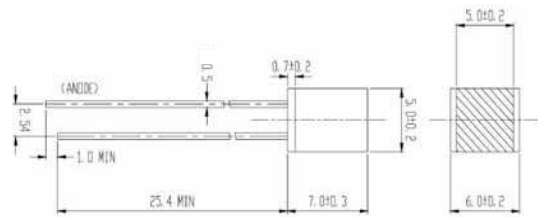


Product	Size (mm)	Color	Lens Type	λ_d (nm)/CIE(x,y)	Resin Color	I_V (Min/Typ) (mcd)	V_F (Typ/Max) (V)	Viewing Angle (°)
423-2UYC/S530-A6	5	● Brilliant Yellow	Cylindrical	589	Water Clear	100 / 200	2.0 / 2.4	90
423-2SURC/S530-A3	5	● Brilliant Red	Cylindrical	624	Water Clear	25 / 63	2.0 / 2.4	80
423-2SUBC/S400-X9	5	● Blue	Cylindrical	470	Water Clear	100 / 200	3.3 / 3.7	80
423-2UYOC/S530-A6	5	● Brilliant Orange	Cylindrical	605	Water Clear	160 / 320	2.0 / 2.4	80

LED Lamps | 5mm Square



UNIT : mm

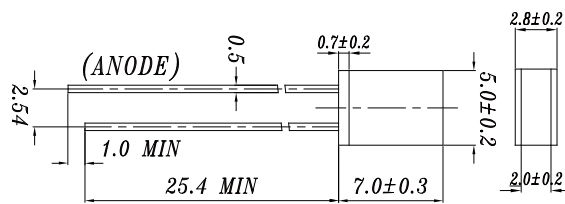


Product	Size (mm)	Color	Lens Type	λ_d (nm)/CIE(x,y)	Resin Color	I_V (Min/Typ) (mcd)	V_F (Typ/Max) (V)	Viewing Angle (°)
583SURD/S530-A3	5x5	● Brilliant Red	Square	624	Red Diffused	12.5 / 20	2.0 / 2.4	130
583SYGD/S530-E2	5x5	● Brilliant Yellow Green	Square	573	Green Diffused	2.5 / 5	2.0 / 2.4	170
583UYD/S530-A3	5x5	● Brilliant Yellow	Square	589	Yellow Diffused	10 / 20	2.0 / 2.4	170

LED Lamps | Rectangular



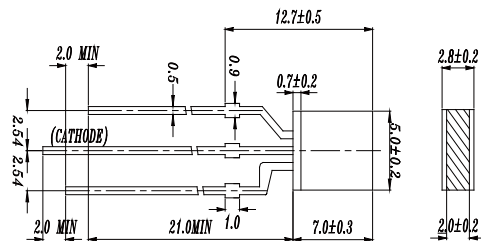
UNIT : mm



Product	Size (mm)	Color	Lens Type	λ_d (nm)/ CIE(x,y)	Resin Color	I_v (Min/Typ) (mcd)	V_F (Typ/Max) (V)	Viewing Angle (°)
513SURD/S530-A3	2x5	● Hyper Red	Rectangle	624	Water Clear	10 / 20	2.0 / 2.4	180
513SYGD/S530-E2	2x5	● Super Yellow Green	Rectangle	573	Green Diffused	6.3 / 12.5	2.0 / 2.4	140
513UYD/S530-A3	2x5	● Super Yellow	Rectangle	589	Yellow Diffused	20 / 32	2.0 / 2.4	150



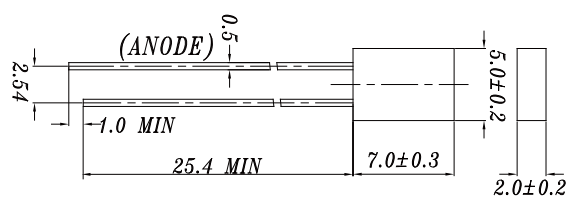
UNIT : mm



Product	Size (mm)	Color	Lens Type	λ_d (nm)/ CIE(x,y)	Resin Color	I_v (Min/Typ) (mcd)	V_F (Typ/Max) (V)	Viewing Angle (°)
519-1SURSYGW/S530-A3	2x5	● Brilliant Red ● Brilliant Yellow Green	Rectangle	624 / 573	White Diffused	6.3 / 12.5 2.5 / 5.0	2.0 / 2.4 2.0 / 2.4	180



UNIT : mm

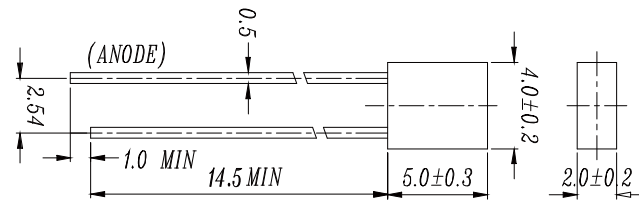


Product	Size (mm)	Color	Lens Type	λ_d (nm)/ CIE(x,y)	Resin Color	I_v (Min/Typ) (mcd)	V_F (Typ/Max) (V)	Viewing Angle (°)
523-2SDRD/S530-A3	2x5	● Deep Red	Rectangle	639	Red Diffused	10 / 16	2.0 / 2.4	120
523-2SURD/S530-A3	2x5	● Brilliant Red	Rectangle	624	Red Diffused	16 / 32	2.0 / 2.4	120
523-2SUGD/S400-A6	2x5	● Brilliant Green	Rectangle	525	Green Diffused	160 / 320	3.3 / 3.7	130
523-2UYD/S530-A3	2x5	● Brilliant Yellow	Rectangle	589	Yellow Diffused	6.3 / 12.5	2.0 / 2.4	120
523SYGD/S530-E2	2x5	● Brilliant Yellow Green	Rectangle	573	Green Diffused	4 / 8	2.0 / 2.4	170

LED Lamps | Rectangular



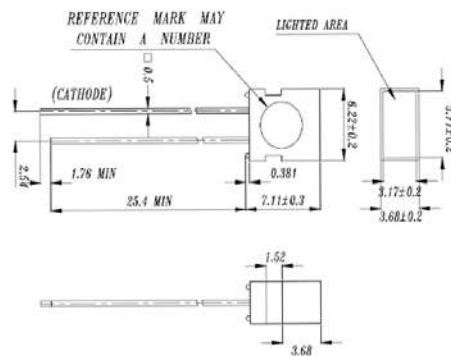
UNIT : mm



Product	Size (mm)	Color	Lens Type	λ_d (nm)/CIE(x,y)	Resin Color	I_V (Min/Typ) (mcd)	V_F (Typ/Max) (V)	Viewing Angle (°)
594SURD/S530-A3	2x4	● Brilliant Red	Rectangular	624	Red Diffused	10 / 16	2.0 / 2.4	170
594UYD/S530-A3	2x4	● Brilliant Yellow	Rectangular	589	Yellow Diffused	10 / 20	2.0 / 2.4	180
594SYGD/S530-E2	2x4	● Brilliant Yellow Green	Rectangular	573	Green Diffused	4.0 / 8.0	2.0 / 2.4	180
594UYD/S530-A3	2x4	● Brilliant Yellow	Rectangular	589	Yellow Diffused	10 / 20	2.0 / 2.4	180



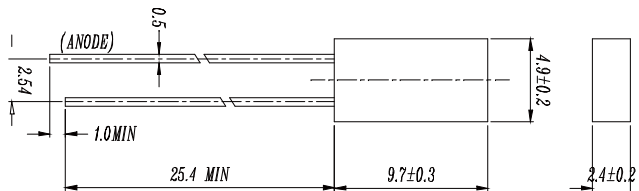
UNIT : mm



Product	Size (mm)	Color	Lens Type	λ_d (nm)/CIE(x,y)	Resin Color	I_V (Min/Typ) (mcd)	V_F (Typ/Max) (V)	Viewing Angle (°)
1003SURD/S530-A3	3.68x6.22	● Brilliant Red	Rectangular	624	Red Diffused	25 / 50	2.0 / 2.4	110
1003SYGD/S530-E2	3.68x6.22	● Brilliant Yellow Green	Rectangular	573	Green Diffused	6.3 / 12.5	2.0 / 2.4	110
1003SUBD/S400-A6	3.68x6.22	● Blue	Rectangular	470	Blue Diffused	10 / 20	3.3 / 4.0	110
1003SUGD/S400-A4	3.68x6.22	● Brilliant Green	Rectangular	525	Green Diffused	16 / 50	3.3 / 4.0	110



UNIT : mm

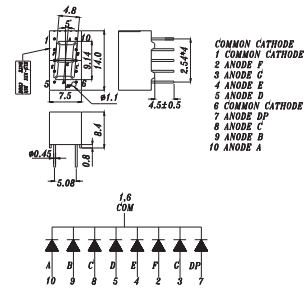


Product	Size (mm)	Color	Lens Type	λ_d (nm)/CIE(x,y)	Resin Color	I_V (Min/Typ) (mcd)	V_F (Typ/Max) (V)	Viewing Angle (°)
1533SURD/S530-A3	2.4x4.9	● Brilliant Red	Round	624	Red Diffused	10 / 20	2.0 / 2.4	170
1533UYD/S530-A3	2.4x4.9	● Brilliant Yellow	Round	589	Yellow Diffused	10 / 20	2.0 / 2.4	180

LED Digital Displays | Chip On Board Display | Single Digit Display



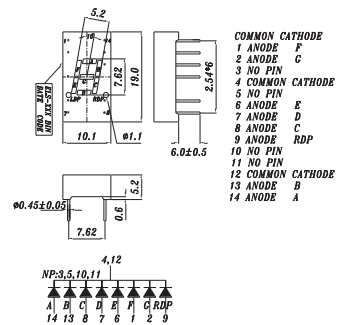
UNIT : mm



Product	Segement Height mm (inch)	Color	Segement Width	CC/CA	λ_d (nm)	Resin Color	Face Color	I_v (Min/Typ) (mcd)
S315SYGWA/S530-E2	9.14 (0.3)	● Brilliant Yellow Green	4.8	CC	573	White	Gray	2.0 / 3.2



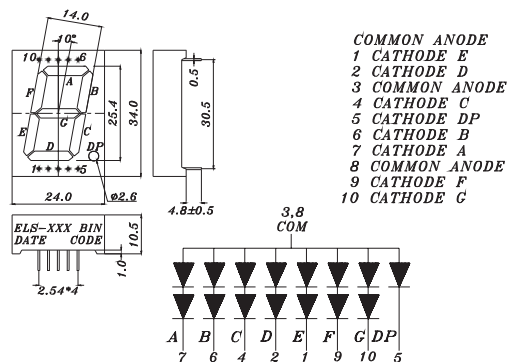
UNIT : mm



Product	Segement Height mm (inch)	Color	Segement Width	CC/CA	λ_d (nm)	Resin Color	Face Color	I_v (Min/Typ) (mcd)
S321SURWA/S530-A3	7.62 (0.3)	● Brilliant Red	5.2	CC	624	White	Gray	5.6 / 11.0
S321USOWA/S530-A4	7.62 (0.3)	● Reddish Orange	5.2	CC	615	White	Gray	7.8 / 17.6



UNIT : mm

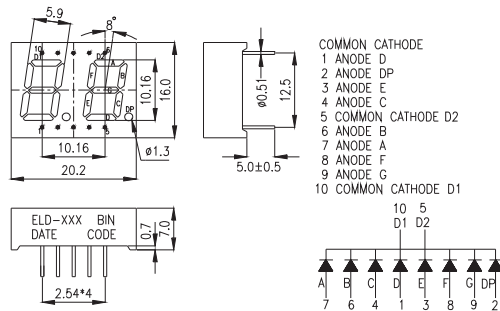


Product	Segement Height mm (inch)	Color	Segement Width	CC/CA	λ_d (nm)	Resin Color	Face Color	I_v (Min/Typ) (mcd)
S1006SURWA/S530-A3	25.4(1.0)	● Brilliant Red	14	CA	624	White	Gray	15 / 24
S1006SYGWA/S530-E2	25.4(1.0)	● Brilliant Yellow Green	14	CA	573	Green	Gray	5.6 / 12.5
S1006SDRDB/A3/S660	25.4(1.0)	● Deep-Red	14	CA	639	Red	Black	11.0 / 24.0

LED Digital Displays | Chip On Board Display | Dual Digit Display



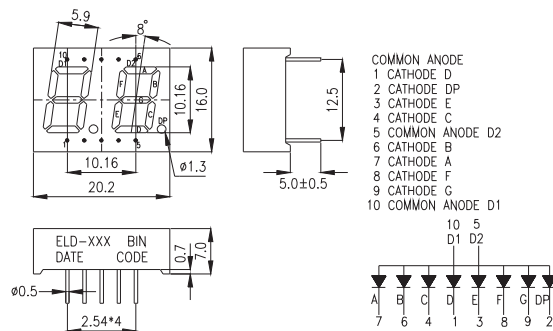
UNIT : mm



Product	Segment Height mm (inch)	Color	Segment Width	CC/CA	λ_d (nm)	Resin Color	Face Color	I_v (Min/Typ) (mcd)
D425SURWA/S530-A3	10.16 (0.4)	● Brilliant Red	5.9	CC	624	White	Gray	7.8 / 15.0
D425USOWA/S530-A4	10.16 (0.4)	● Reddish Orange	5.9	CC	615	White	Gray	11.0 / 24.0
D425YGWA/S530-E2	10.16 (0.4)	● Brilliant Yellow Green	5.9	CC	573	White	Gray	2.0 / 3.2
D425SDRWA/S530-A4	10.16 (0.4)	● Deep-Red	5.9	CC	639	White	Gray	4.0 / 8.9



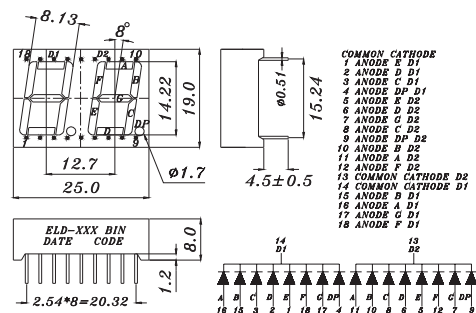
UNIT : mm



Product	Segment Height mm (inch)	Color	Segment Width	CC/CA	λ_d (nm)	Resin Color	Face Color	I_v (Min/Typ) (mcd)
D426SURWB/S530-A3	10.16 (0.4)	● Brilliant Red	5.9	CA	624	White	Black	7.8 / 15
D426USOWA/S530-A3	10.16 (0.4)	● Reddish Orange	5.9	CA	615	White	Gray	11 / 24
D426UYOWB/S530-A3	10.16 (0.4)	● Orange	5.9	CA	605	White	Black	5.6 / 12.5
D426YGWA/S530-E2	10.16 (0.4)	● Brilliant Yellow Green	5.9	CA	573	White	Gray	2 / 3.2



UNIT : mm

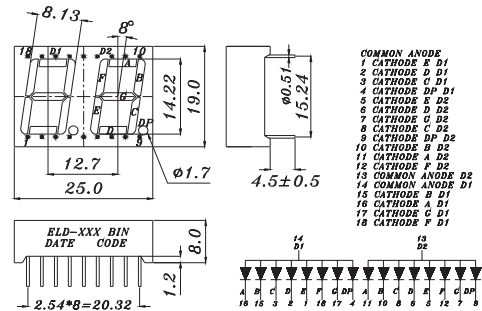


Product	Segment Height mm (inch)	Color	Segment Width	CC/CA	λ_d (nm)	Resin Color	Face Color	I_v (Min/Typ) (mcd)
D511SURWB/S530-A3	14.22 (0.5)	● Brilliant Red	8.13	CC	624	White	Black	7.8 / 15
D511SYGWB/S530-E2	14.22 (0.5)	● Brilliant Yellow Green	8.13	CC	573	White	Black	2.8 / 6.4

LED Digital Displays | Chip On Board Display | Dual Digit Display



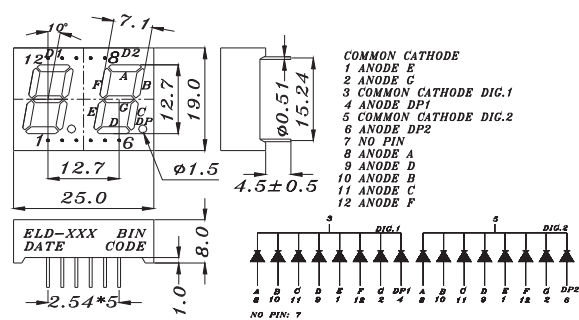
UNIT : mm



Product	Segment Height mm (inch)	Color	Segment Width	CC/CA	λ_d (nm)	Resin Color	Face Color	I_v (Min/Typ) (mcd)
D512SURWB/S530-A3	14.22 (0.5)	● Brilliant Red	8.13	CA	624	White	Black	7.8 / 17.6
D512SDRWB/S530-A3	14.22 (0.5)	● Deep-Red	8.13	CA	639	White	Black	4.0 / 8.9
D512SYGWA/S530-E2	14.22 (0.5)	● Brilliant Yellow Green	8.13	CA	573	White	Gray	2.8 / 6.4



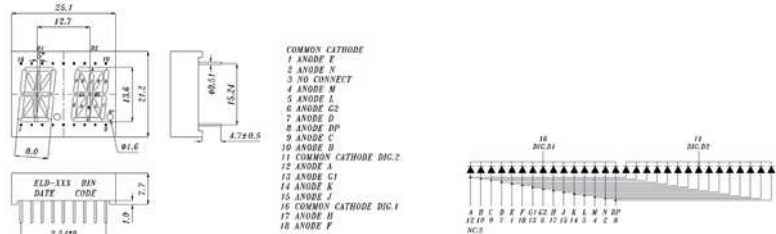
UNIT : mm



Product	Segment Height mm (inch)	Color	Segment Width	CC/CA	λ_d (nm)	Resin Color	Face Color	I_v (Min/Typ) (mcd)
D515SURWA/S530-A3	12.7 (0.5)	● Brilliant Red	7.1	CC	624	White	Gray	7.8 / 15



UNIT : mm

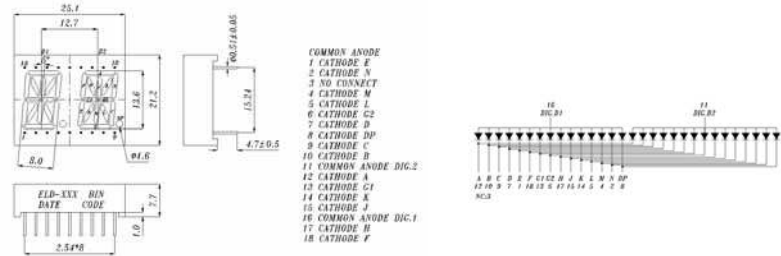


Product	Segment Height mm (inch)	Color	Segment Width	CC/CA	λ_d (nm)	Resin Color	Face Color	I_v (Min/Typ) (mcd)
D525SURWA/S530-A3	13.6 (0.5)	● Brilliant Red	8	CC	624	White	Gray	7.8 / 12.5
D525SYGWA/S530-E2	13.6 (0.5)	● Brilliant Yellow Green	8	CC	573	White	Gray	2.8 / 4.5

LED Digital Displays | Chip On Board Display | Dual Digit Display



UNIT : mm

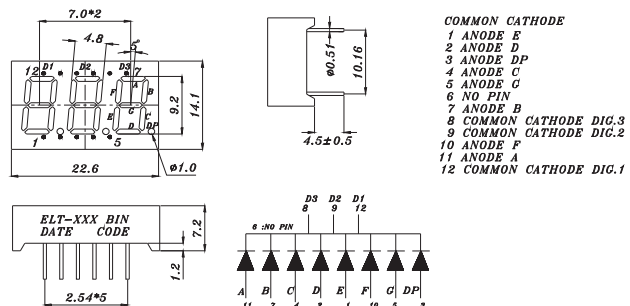


Product	Segement Height mm (inch)	Color	Segement Width	CC/CA	λ_d (nm)	Resin Color	Face Color	I_v (Min/Typ) (mcd)
D526SURWA/S530-A3	13.6 (0.5)	● Brilliant Red	8	CA	624	White	Gray	7.8 / 12.5
D526USOWA/S530-A4	13.6 (0.5)	● Reddish Orange	8	CA	615	White	Gray	5.6 / 12.5

LED Digital Display | Chip On Board Display | Three Digit Display



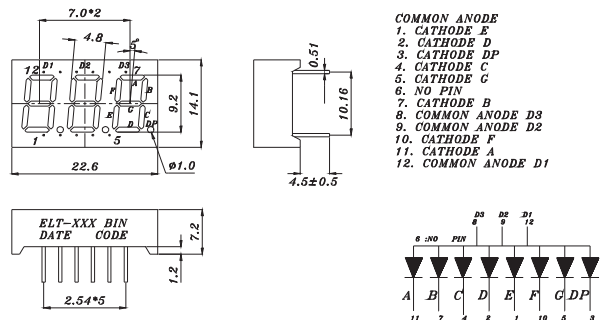
UNIT : mm



Product	Segement Height mm (inch)	Color	Segement Width	CC/CA	λ_d (nm)	Resin Color	Face Color	I_v (Min/Typ) (mcd)
T315SYGWA/S530-E2	9.2 (0.3)	● Brilliant Yellow Green	4.8	CC	573	White	Gray	1.4 / 3.2
T315UYOWA/S530-A3	9.2 (0.3)	● Orange	4.8	CC	605	White	Gray	4.0 / 8.9
T315SURWA/S530-A2	9.2 (0.3)	● Brilliant Red	4.8	CC	624	White	Gray	2.8 / 8.5
T315SDRWA/S530-A3	9.2 (0.3)	● Deep-Red	4.8	CC	639	White	Gray	4.0 / 6.4



UNIT : mm

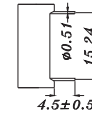
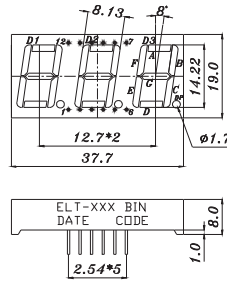


Product	Segement Height mm (inch)	Color	Segement Width	CC/CA	λ_d (nm)	Resin Color	Face Color	I_v (Min/Typ) (mcd)
T316SURWA/S530-A3	9.2 (0.3)	● Brilliant Red	4.8	CA	624	White	Gray	5.6 / 8.9
T316SYGWA/S530-E2	9.2 (0.3)	● Brilliant Yellow Green	4.8	CA	573	White	Gray	1.4 / 3.2
T316SDRWA/S530-A3	9.2 (0.3)	● Deep-Red	4.8	CA	639	White	Gray	4.0 / 6.4

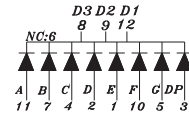
LED Digital Displays | Chip On Board Display | Three Digit Display



UNIT : mm



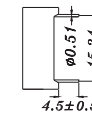
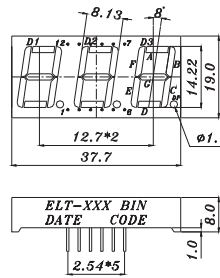
- COMMON CATHODE**
 1 ANODE E
 2 ANODE D
 3 ANODE DP
 4 ANODE C
 5 ANODE G
 6 NO CONNECT
 7 ANODE B
 8 COMMON CATHODE D3
 9 COMMON CATHODE D2
 10 ANODE F
 11 ANODE A
 12 COMMON CATHODE D1



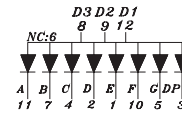
Product	Segment Height mm (inch)	Color	Segment Width	CC/CA	λ_d (nm)	Resin Color	Face Color	I_v (Min/Typ) (mcd)
T511SURWA/S530-A3	14.22 (0.5)	● Brilliant Red	8.13	CC	624	White	Gray	7.8 / 17.6
T511SYGWA/S530-E2	14.22 (0.5)	● Brilliant Yellow Green	8.13	CC	573	White	Gray	2.8 / 4.5
T511UYOWA/S530-A3	14.22 (0.5)	● Orange	8.13	CC	605	White	Gray	5.6 / 12.5
T511SUGWB/S400-A4/S800	14.22 (0.5)	● Brilliant Green	8.13	CC	525	White	Black	30.0 / 67.0



UNIT : mm



- COMMON ANODE**
 1 CATHODE E
 2 CATHODE D
 3 CATHODE DP
 4 CATHODE C
 5 CATHODE G
 6 NO CONNECT
 7 CATHODE B
 8 COMMON ANODE D3
 9 COMMON ANODE D2
 10 CATHODE F
 11 CATHODE A
 12 COMMON ANODE D1

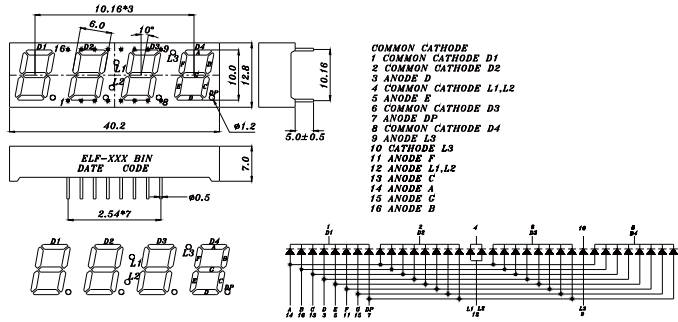


Product	Segment Height mm (inch)	Color	Segment Width	CC/CA	λ_d (nm)	Resin Color	Face Color	I_v (Min/Typ) (mcd)
T512SURWA/S530-A3	14.22 (0.5)	● Brilliant Red	8.13	CA	624	White	Gray	7.8 / 17.6
T512SYGWA/S530-E2	14.22 (0.5)	● Brilliant Yellow Green	8.13	CA	573	White	Gray	2.8 / 4.5
T512UYOWA/S530-A3	14.22 (0.5)	● Orange	8.13	CA	605	White	Gray	5.6 / 12.5
T512USOWA/S530-A4	14.22 (0.5)	● Reddish Orange	8.13	CA	615	White	Gray	7.8 / 17.6
T512SURWB/S530-A3	14.22 (0.5)	● Brilliant Red	8.13	CA	624	White	Black	7.8 / 17.6
T512SYGWB/S530-E2	14.22 (0.5)	● Brilliant Yellow Green	8.13	CA	573	White	Black	2.8 / 4.5

LED Digital Displays | Chip On Board Display | Four Digit Display



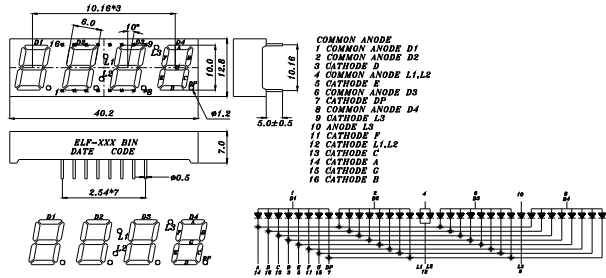
UNIT : mm



Product	Segment Height mm (inch)	Color	Segment Width	CC/CA	λ_d (nm)	Resin Color	Face Color	I_v (Min/Typ) (mcd)
F415SURWA/S530-A3	10 (0.4)	● Brilliant Red	6	CC	624	White	Gray	5.6 / 8.9
F415SURWB/S530-A3	10 (0.4)	● Brilliant Red	6	CC	624	White	Black	5.0 / 8.9



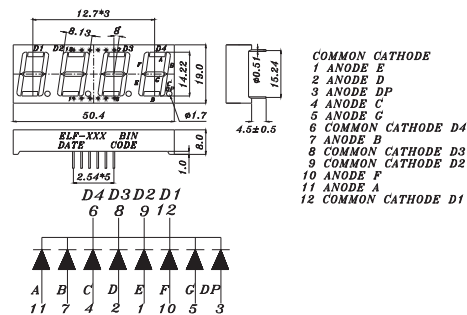
UNIT : mm



Product	Segment Height mm (inch)	Color	Segment Width	CC/CA	λ_d (nm)	Resin Color	Face Color	I_v (Min/Typ) (mcd)
F416SYGWA/S530-E3	10 (0.4)	● Brilliant Yellow Green	6	CA	573	White	Gray	4 / 8.9
F416SURWA/S530-A3	10 (0.4)	● Brilliant Red	6	CA	624	White	Gray	5.6 / 12.5
F416USRWA/S530-A3	10 (0.4)	● Dark-Red	6	CA	631	White	Gray	5.6 / 8.9
F416SURWB/S530-A3	10 (0.4)	● Brilliant Red	6	CA	624	White	Black	5.6 / 8.9



UNIT : mm



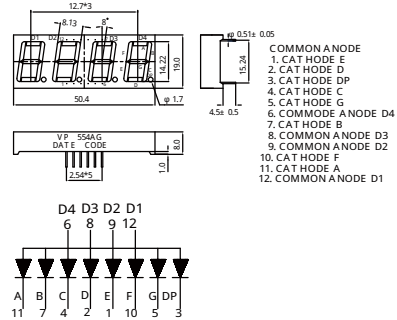
Product	Segment Height mm (inch)	Color	Segment Width	CC/CA	λ_d (nm)	Resin Color	Face Color	I_v (Min/Typ) (mcd)
F511SURWA/S530-A3	14.22 (0.5)	● Brilliant Red	8.13	CC	624	White	Gray	7.8 / 15
F511SYGWA/S530-E2	14.22 (0.5)	● Brilliant Yellow Green	8.13	CC	573	White	Gray	2.8 / 6.4
F511SURWB/S530-A3	14.22 (0.5)	● Brilliant Red	8.13	CC	624	White	Black	11 / 24

LED Digital Displays

LED Digital Displays | Chip On Board Display | Four Digit Display




UNIT : mm

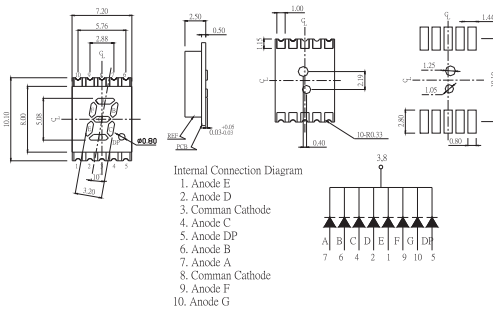


Product	Segement Height mm (inch)	Color	Segement Width	CC/CA	λ_d (nm)	Resin Color	Face Color	I_v (Min/Typ) (mcd)
F512SURWA/S530-A3	14.22 (0.5)	● Brilliant Red	8.13	CA	624	White	Gray	7.8 / 15
F512SYGWA/S530-E2	14.22 (0.5)	● Brilliant Yellow Green	8.13	CA	573	White	Gray	2.8 / 6.4
F512SDRWB/S530-A3	14.22 (0.5)	● Deep-Red	8.13	CA	639	White	Black	5.6 / 12.5


LED Digital Display | SMD Display | Single Digit Display



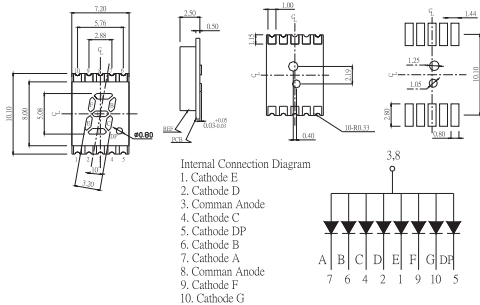
UNIT : mm



Product	Segement Height mm (inch)	Color	Segement Width	CC/CA	λ_d (nm)	Resin Color	Face Color	I_v (Min/Typ) (mcd)
SS205UYOWA/S530-A3/S290	5.08 (0.2)	● Brilliant Orange	3.2	CC	605	White	Gray	7.8 / 17.6
SS205UYWA/S530-A3/S290	5.08 (0.2)	● Brilliant Yellow	3.2	CC	589	White	Gray	7.8 / 17.6
SS205SYGWA/S530-E2/S290	5.08 (0.2)	● Brilliant Yellow Green	3.2	CC	573	White	Gray	4 / 8.9




UNIT : mm

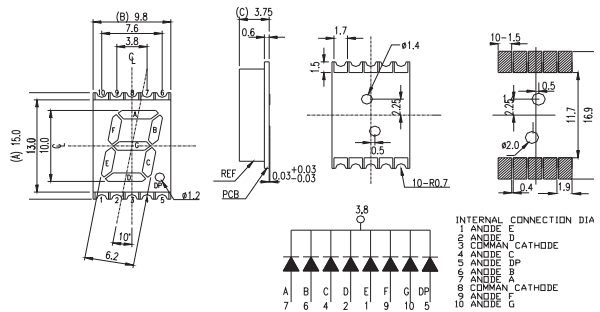


Product	Segement Height mm (inch)	Color	Segement Width	CC/CA	λ_d (nm)	Resin Color	Face Color	I_v (Min/Typ) (mcd)
SS206SURWA/S530-A3/S290	5.08 (0.2)	● Brilliant Red	3.2	CA	624	White	Gray	5.6 / 12.5
SS206SYGWA/S530-E2/S290	5.08 (0.2)	● Brilliant Yellow Green	3.2	CA	573	White	Gray	4.0 / 8.9
SS206USRWA/S530-A3/S290	5.08 (0.2)	● Dark-Red	3.2	CA	631	White	Gray	4.0 / 8.9


LED Digital Displays | SMD Display | Single Digit Display



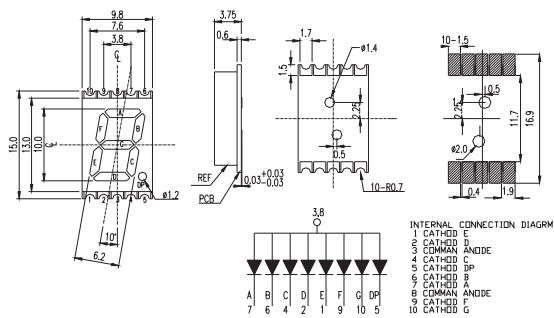
UNIT : mm




Product	Segment Height mm (inch)	Color	Segment Width	CC/CA	λ_d (nm)	Resin Color	Face Color	I_v (Min/Typ) (mcd)
SS405SYGWA/S530-E2	10 (0.4)	● Brilliant Yellow Green	6.2	CC	573	White	Gray	5.6 / 12.5



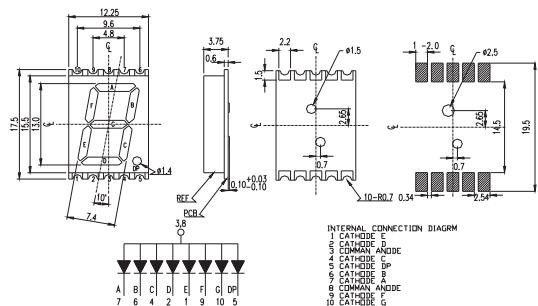
UNIT : mm



Product	Segment Height mm (inch)	Color	Segment Width	CC/CA	λ_d (nm)	Resin Color	Face Color	I_v (Min/Typ) (mcd)
SS406SYGWA/S530-E2	10 (0.4)	● Brilliant Yellow Green	6.2	CA	573	White	Gray	5.6 / 12.5
SS406USRWA/S530-A3/S290	10 (0.4)	● Dark-Red	6.2	CA	631	White	Gray	5.6 / 12.5
SS406UBWA/C470/S290	10 (0.4)	● Blue	6.2	CA	470	White	Gray	15.0 / 40.5
SS406UWWA/S290	10 (0.4)	○ Pure White	6.2	CA	X 0.270 / 0.310 Y 0.222 / 0.343	White	Gray	30.0 / 67.0




UNIT : mm

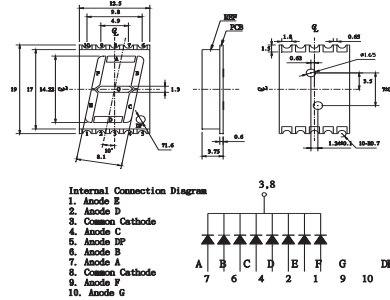


Product	Segment Height mm (inch)	Color	Segment Width	CC/CA	λ_d (nm)	Resin Color	Face Color	I_v (Min/Typ) (mcd)
SS506SYGWA/S530-E2	13.0 (0.5)	● Brilliant Yellow Green	7.4	CA	573	White	Gray	5.6 / 9.1
SS506SURWA/S530-A4/S290	13.0 (0.5)	● Brilliant Red	7.4	CA	624	White	Gray	7.8 / 15.0


LED Digital Displays | SMD Display | Single Digit Display



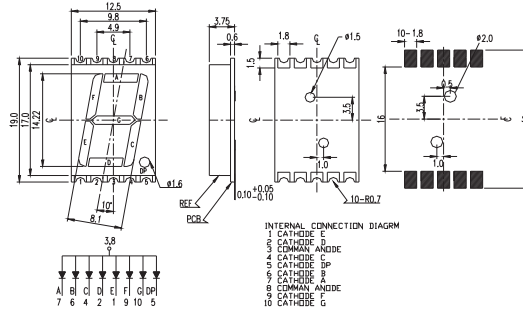
UNIT : mm



Product	Segment Height mm (inch)	Color	Segment Width	CC/CA	λ_d (nm)	Resin Color	Face Color	I_v (Min/Typ) (mcd)
SS511SURWA/S530-A3/S290	14.22 (0.5)	● Hyper Red	8.1	CC	624	White	Gray	15 / 34
SS511SYGWA/S530-E2/S290	14.22 (0.5)	● Brilliant Yellow Green	8.1	CC	573	White	Gray	4 / 8.9
SS511UBWA/C470	14.22 (0.5)	● Blue	8.1	CC	470	White	Gray	11.0 / 24.0



UNIT : mm

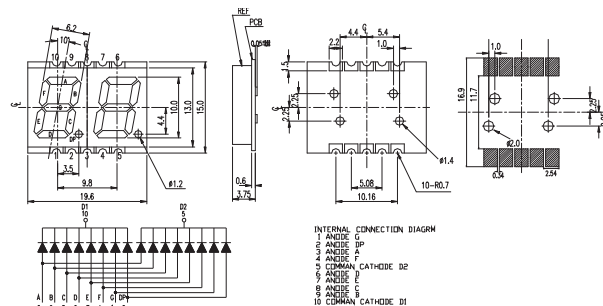


Product	Segment Height mm (inch)	Color	Segment Width	CC/CA	λ_d (nm)	Resin Color	Face Color	I_v (Min/Typ) (mcd)
SS512SURWA/S530-A3/S290	14.22 (0.5)	● Brilliant Red	8.1	CA	624	White	Gray	11 / 24
SS512SYGWA/S530-E2	14.22 (0.5)	● Brilliant Yellow Green	8.1	CA	573	White	Gray	4.0 / 8.9

LED Digital Display | SMD Display | Dual Digit Display




UNIT : mm

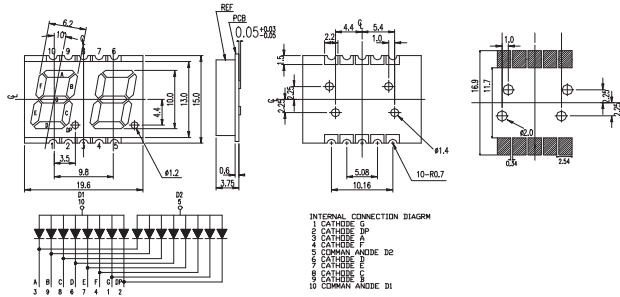


Product	Segment Height mm (inch)	Color	Segment Width	CC/CA	λ_d (nm)	Resin Color	Face Color	I_v (Min/Typ) (mcd)
SD405SURWA/S530-A3/S290	10 (0.4)	● Brilliant Red	6.2	CA	624	White	Gray	7.8 / 17.6
SD405SYGWA/S530-E2	10 (0.4)	● Brilliant Yellow Green	6.2	CA	573	White	Gray	5.6 / 12.5


LED Digital Displays | SMD Display | Dual Digit Display



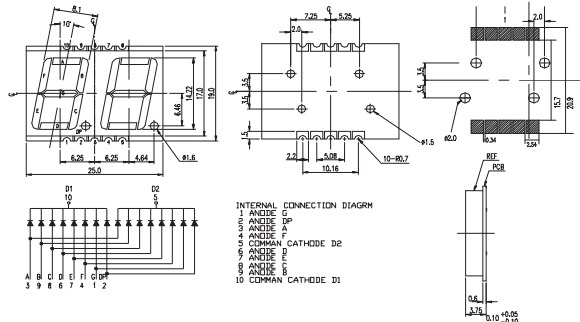
UNIT : mm



Product	Segment Height mm (inch)	Color	Segment Width	CC/CA	λ_d (nm)	Resin Color	Face Color	I_v (Min/Typ) (mcd)
SD406SURWA/S530-A4/S290	10 (0.4)	● Brilliant Red	6.2	CA	624	White	Gray	7.8 / 17.6
SD406SYGWA/S530-E2/S290	10 (0.4)	● Brilliant Yellow Green	6.2	CA	573	White	Gray	5.6 / 12.5



UNIT : mm

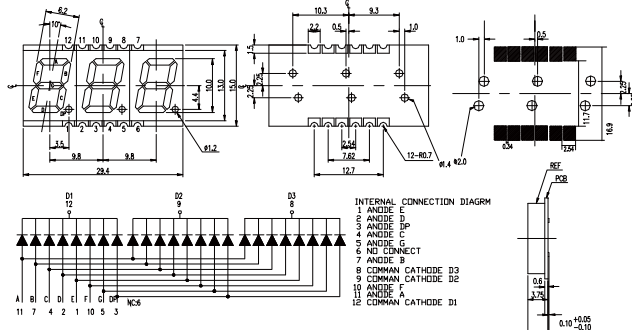


Product	Segment Height mm (inch)	Color	Segment Width	CC/CA	λ_d (nm)	Resin Color	Face Color	I_v (Min/Typ) (mcd)
SD511SYGWA/S530-E2/S290	14.22 (0.5)	● Brilliant Yellow Green	8.1	CC	573	White	Gray	5.6 / 12.5

LED Digital Display | SMD Display | Three Digit Display



UNIT : mm



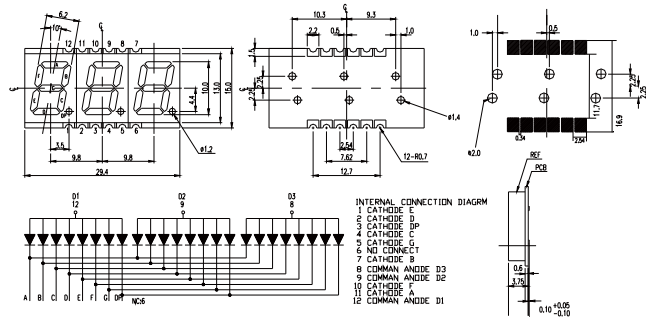
Product	Segment Height mm (inch)	Color	Segment Width	CC/CA	λ_d (nm)	Resin Color	Face Color	I_v (Min/Typ) (mcd)
ST405SYGWA/S530-E2	10 (0.4)	● Brilliant Yellow Green	6.2	CC	573	White	Gray	4.0 / 8.9
ST405UYOWA/S530-A3/S290	10 (0.4)	● Brilliant Orange	6.2	CC	605	White	Gray	18.0 / 34.0
ST405SUGWA/S530-A4/S290	10 (0.4)	● Brilliant Green	6.2	CC	525	White	Gray	21.0 / 48.0

LED Digital Displays

LED Digital Displays | SMD Display | Three Digit Display



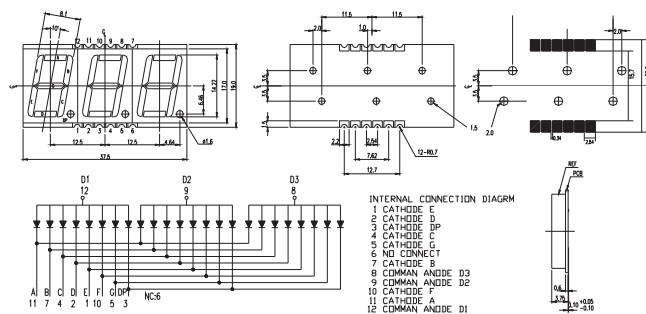
UNIT : mm



Product	Segment Height mm (inch)	Color	Segment Width	CC/CA	λ_d (nm)	Resin Color	Face Color	I_v (Min/Typ) (mcd)
ST406SURWA/S530-A3/S290	10 (0.4)	● Brilliant Red	6.2	CA	624	White	Gray	7.8 / 17.6
ST406SYGWA/S530-E2	10 (0.4)	● Brilliant Yellow Green	6.2	CA	573	White	Gray	4.0 / 8.9



UNIT : mm

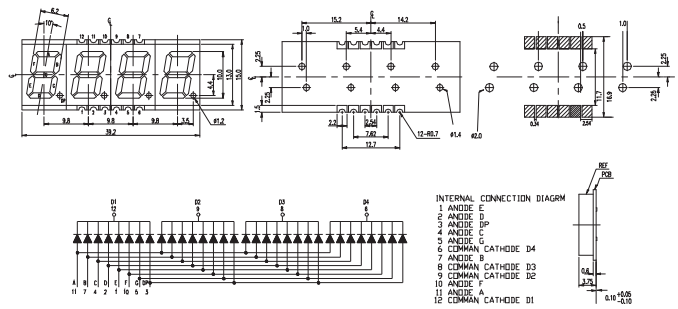


Product	Segment Height mm (inch)	Color	Segment Width	CC/CA	λ_d (nm)	Resin Color	Face Color	I_v (Min/Typ) (mcd)
ST512SURWA/S530-A3/S290	14.22 (0.5)	● Brilliant Red	8.1	CA	624	White	Gray	7.8 / 17.6
ST512SYGWA/S530-E2/S290	14.22 (0.5)	● Brilliant Yellow Green	8.1	CA	573	White	Gray	7.8 / 17.6
ST512UBWA/C470/S290	14.22 (0.5)	● Blue	8.1	CA	470	White	Gray	15.0 / 37.2

LED Digital Displays | SMD Display | Four Digit Display



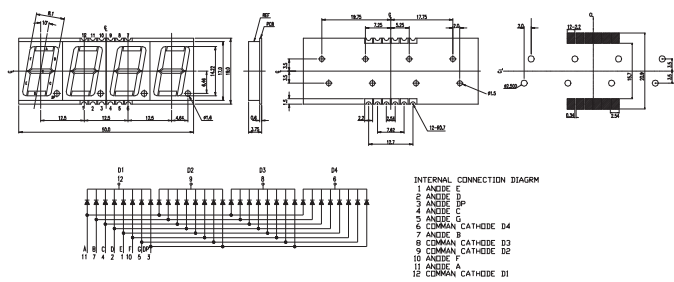
UNIT : mm



Product	Segment Height mm (inch)	Color	Segment Width	CC/CA	λ_d (nm)	Resin Color	Face Color	I_v (Min/Typ) (mcd)
SF405SURWA/S530-A3/S290	10 (0.4)	● Brilliant Red	6.2	CC	624	White	Gray	7.8 / 17.6
SF405UYOWA/A3/S290	10 (0.4)	● Brilliant Orange	6.2	CA	605	White	Gray	11.0 / 24.0



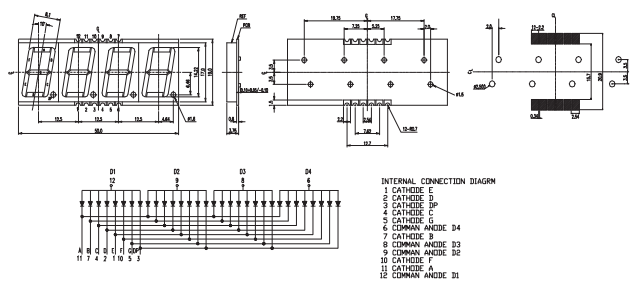
UNIT : mm



Product	Segment Height mm (inch)	Color	Segment Width	CC/CA	λ_d (nm)	Resin Color	Face Color	I_v (Min/Typ) (mcd)
SF511SURWA/S530-A3/S290	14.22 (0.5)	● Brilliant Red	8.1	CC	624	White	Gray	11 / 24
SF511SYGWA/S530-E2/S796	14.22 (0.5)	● Brilliant Yellow Green	8.1	CC	573	White	Gray	4 / 8.9



UNIT : mm



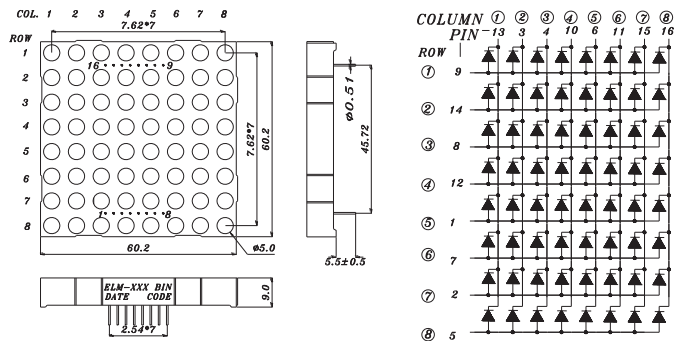
Product	Segment Height mm (inch)	Color	Segment Width	CC/CA	λ_d (nm)	Resin Color	Face Color	I_v (Min/Typ) (mcd)
SF512SURWA/S530-A3/S290	14.22 (0.5)	● Brilliant Red	8.1	CA	624	White	Gray	11 / 24

LED Digital Displays

LED Digital Displays | Dot Matrix Display




UNIT : mm

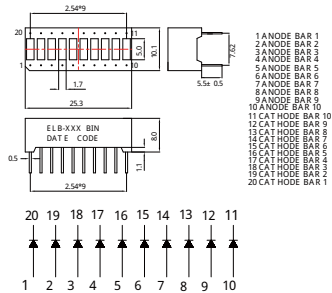


Product	Size (LxWmm)	Color	Segment Width	CC/CA	λ_d (nm)	Resin Color	Face Color	I_v (Min/Typ) (mcd)
M2881SURWA/S530-A3	60.2x60.2	● Brilliant Red	--	CC	624	White	Gray	7.8 / 21
M2881SYGWA/S530-E2	60.2x60.2	● Brilliant Yellow Green	--	CC	573	White	Gray	7.8 / 17.6
M2881UYWA/S530-A3	60.2x60.2	● Brilliant Yellow	--	CC	589	White	Gray	11 / 17.6

LED Digital Displays | Light Bar Display



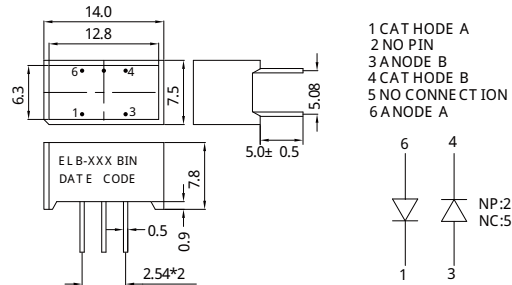
UNIT : mm



Product	Size (LxWmm)	Color	Segment Width	CC/CA	λ_d (nm)	Resin Color	Face Color	I_v (Min/Typ) (mcd)
B1001USOWA/S530-A4	25.3x10.1	● Reddish Orange	--	CC	615	White	Gray	7.8 / 17.6
B1001SYGWA/S530-E2	25.3x10.1	● Brilliant Yellow Green	--	CC	573	White	Gray	2.8 / 4.5



UNIT : mm

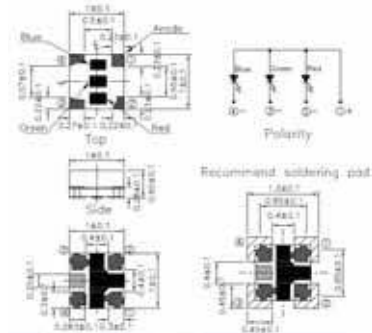


Product	Size (LxWmm)	Color	Segment Width	CC/CA	λ_d (nm)	Resin Color	Face Color	I_v (Min/Typ) (mcd)
B1010SURD/S530-A3	14.0x7.5	● Brilliant Red	--	CA	624	Red	White	11 / 24
B1010SYGD/S530-E3	14.0x7.5	● Brilliant Yellow Green	--	CA	573	Green	White	2.8 / 6.4

Signage LED | Surface Mount Chip LED (PCB)



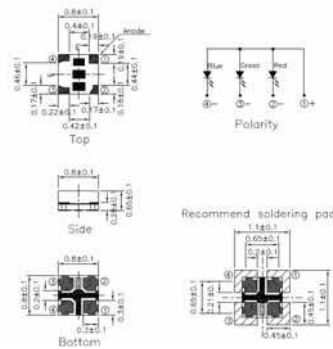
UNIT : mm



Product	Size (LxWxHmm)	Color	λ_d (nm)	Typ. I_v (mcd)	V_F (V)		I_F (mA)	Viewing Angle (°)
					Typ.	Max.		
18-038BT Series	1.0x1.0x0.65 (4-pin)	● Red	619~626	28	1.7	2.4	5	120
		● Green	523.5~532.5	75	2.5	3.2		
		● Blue	463.5~472.5	12	2.5	3.2		



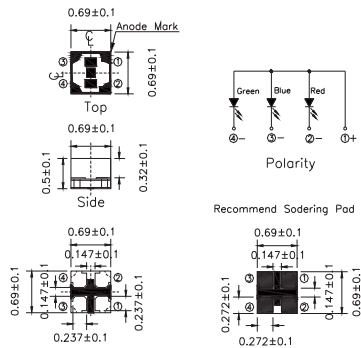
UNIT : mm



Product	Size (LxWxHmm)	Color	λ_d (nm)	Typ. I_v (mcd)	V_F (V)		I_F (mA)	Viewing Angle (°)
					Typ.	Max.		
18-039B Series	0.8x0.8x0.65 (4-pin)	● Red	619~626	14.1	1.7	2.4	3	120
		● Green	523.5~532.5	69.7	2.5	3.2		
		● Blue	463.5~472.5	12.8	2.5	3.2		



UNIT : mm



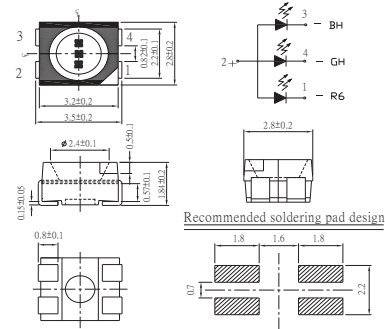
Product	Size (LxWxHmm)	Color	λ_d (nm)	Typ. I_v (mcd)	V_F (V)		I_F (mA)	Viewing Angle (°)
					Typ.	Max.		
18-036BD Series	0.69x0.69x0.5 (4-pin)	● Red	619~626	28.8	1.7	2.4	5	120
		● Green	523~532.5	69.9	2.5	3.2		
		● Blue	463.5~472.5	12.8	2.5	3.2		

Signage LED

Signage LED | Surface Mount PLCC LED (Reflector)



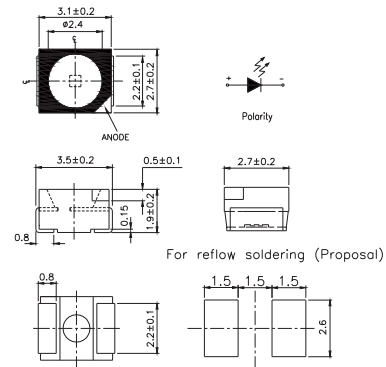
UNIT : mm



Product	Size (LxWxHmm)	Color	λ_d (nm)	Typ. I_v (mcd)	V_F (V)		I_F (mA)	Viewing Angle (°)
					Typ.	Max.		
67-03A/R6GHBHW-A01/2T/MS	3.5x2.8x1.84	● Red	620.5~627.5	226	1.7	2.6	20	120
		● Green	513~533	1000	2.7	3.6		
		● Blue	456.5~471.5	230	2.7	3.6		



UNIT : mm



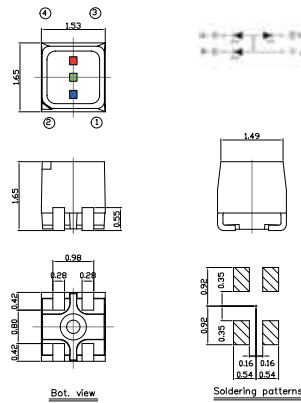
Product	Size (LxWxHmm)	Color	λ_d (nm)	Typ. I_v (mcd)	V_F (V)		I_F (mA)	Viewing Angle (°)
					Typ.	Max.		
67-01/Y2W-MV1W1/2T/MS	2.7X3.1X1.9 (2 pin)	● Yellow	585-594	1067.5	2.1	2.4	20	120
		● Red	620-629	1010				

Signage LED | Surface Mount PLCC LED (Reflector)

For outdoor



UNIT : mm

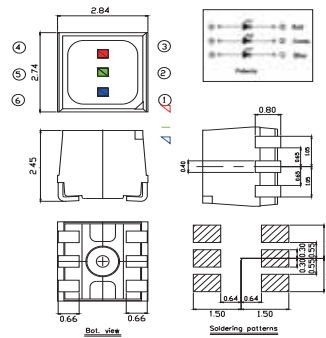


Product	Size (LxWxHmm)	Color	λ_d (nm)	Typ. I_v (mcd)	V_F (V)		I_F (mA)	Viewing Angle (°)
					Typ.	Max.		
HNA1515W-OS01	1.65x1.5x1.65 (4-pin)	● Red	614~629	250	1.9	2.4	10	110
		● Green	516~534	350	2.8	3.4	10	
		● Blue	465~480	50	2.8	3.4	5	

• Product Availability : Please visit EVERLIGHT website for more updated information (www.everlight.com) or contact EVERLIGHT sales for regional options.



UNIT : mm

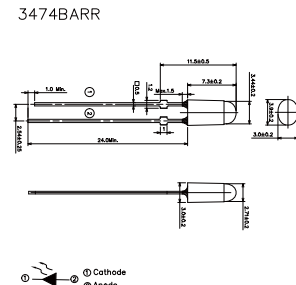
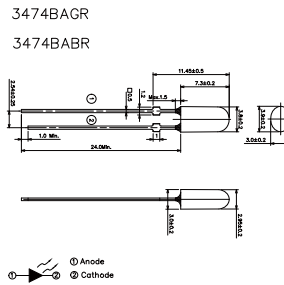


Product	Size (LxWxHmm)	Color	λ_d (nm)	Typ. I_v (mcd)	V_F (V)		I_F (mA)	Viewing Angle (°)
					Typ.	Max.		
HNB2727W-OS05	2.7x2.8x2.45 (6-pin)	● Red	615~630	865	2.1	2.6	20	110
		● Green	526~535	1905	3.1	3.5	15	
		● Blue	465~480	295	3.1	3.5	10	

Signage LED | Lamp Type LED | 3mm Oval Type



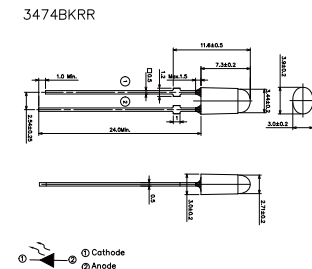
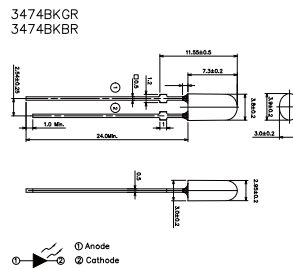
UNIT : mm



Product	Size (LxWxHmm)	Color	Lens Type	λ_d (nm)	Typ. I_v (mcd)	V_F (V)		I_F (mA)	Viewing Angle (°)
						Typ.	Max.		
3474BARR	3.9x3x7.3	Red	OVAL	619~629	1035	2.1	2.6	15	110°/60°
3474BAGR	3.9x3x7.3	Green	OVAL	520~535	2125	3.0	3.4	10	110°/60°
3474BABR	3.9x3x7.3	Blue	OVAL	460~475	420	3.0	3.4	10	110°/60°



UNIT : mm

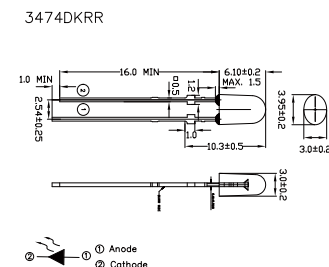
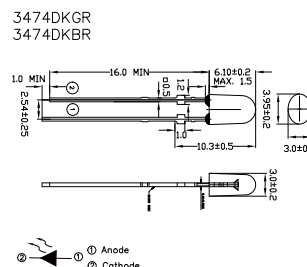


Product	Size (LxWxHmm)	Color	Lens Type	λ_d (nm)	Typ. I_v (mcd)	V_F (V)		I_F (mA)	Viewing Angle (°)
						Typ.	Max.		
3474BKRR/MS	3.9x3x7.3	Red	OVAL	619~629	1605	2.1	2.6	20	110°/60°
3474BKGR/MS	3.9x3x7.3	Green	OVAL	520~535	4635	3.0	3.4	20	110°/60°
3474BKBR/MS	3.9x3x7.3	Blue	OVAL	460~475	800	3.0	3.4	20	110°/60°

• Product Availability : Please visit EVERLIGHT website for more updated information (www.everlight.com) or contact EVERLIGHT sales for regional options.



UNIT : mm



Product	Size (LxWxHmm)	Color	Lens Type	λ_d (nm)	Typ. I_v (mcd)	V_F (V)		I_F (mA)	Viewing Angle (°)
						Typ.	Max.		
3474DKRR/MS	3.95x3x6.1	Red	OVAL	619~629	2800	2.1	2.6	20	90°/45°
3474DKGR/MS	3.95x3x6.1	Green	OVAL	520~535	6480	3.0	3.4	20	90°/45°
3474DKBR/MS	3.95x3x6.1	Blue	OVAL	460~475	1140	3.0	3.4	20	90°/45°

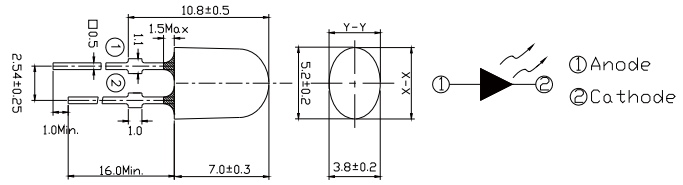
• Product Availability : Please visit EVERLIGHT website for more updated information (www.everlight.com) or contact EVERLIGHT sales for regional options.

Signage LED | Lamp Type LED | 5mm Oval Type



UNIT : mm

(With Stopper)

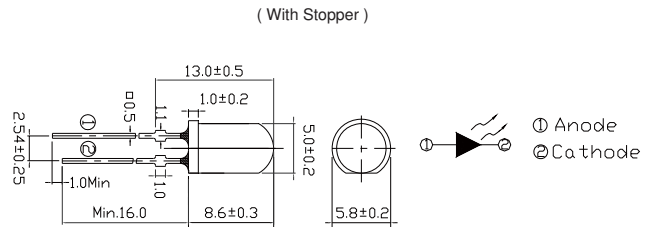


Product	Size (LxWxHmm)	Color	Lens Type	λ_d (nm)	Typ. I_v (mcd)	V_F (V)		I_F (mA)	Viewing Angle (°)
						Typ.	Max.		
5484BN/R7DC-AHJB/P/MS	5.2x3.8x7.0	● Red	Oval	619~628	1630	1.8	2.4	20	110 / 40
5484BN/GADC-AMNA/P/MS	5.2x3.8x7.0	● Green	Oval	525~535	3925	2.8	3.6	20	110 / 40
5484BN/BADC-AGJA/P/MS	5.2x3.8x7.0	● Blue	Oval	465~475	1085	2.8	3.6	20	110 / 40
5484BN/Y7DC-AHJB/P/MS	5.2x3.8x7.0	● Yellow	Oval	586~694	1440	1.8	2.2	20	110 / 40

Signage LED | Lamp Type LED | 5mm Round Type



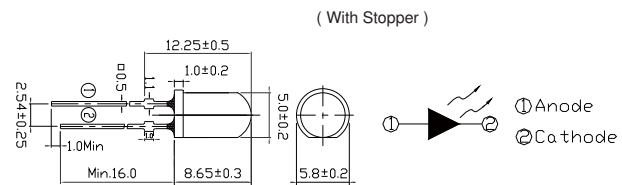
UNIT : mm



Product	Size (LxWxHmm)	Color	Lens Type	λ_d (nm)	Typ. I_v (mcd)	V_F (V)		I_F (mA)	Viewing Angle (°)
						Typ.	Max.		
333/R5C1-ATWB/MS	5.0x5.0x8.6	Red	Clear	620~628	11250	2	2.6	20	15
333/Y5C1-ATWB/MS	5.0x5.0x8.6	Yellow	Clear	586~594	11250	2	2.6	20	15
333/G1C1-AVYA/MS	5.0x5.0x8.6	Green	Clear	525~535	28500	3.2	3.6	20	15
333/B1C1-ARUA/MS	5.0x5.0x8.6	Blue	Clear	465~475	7150	3.2	3.6	20	15
333/V7C1-BVXA/MS	5.0x5.0x8.6	Green	Clear	499~507	14250	3.2	3.6	20	13



UNIT : mm

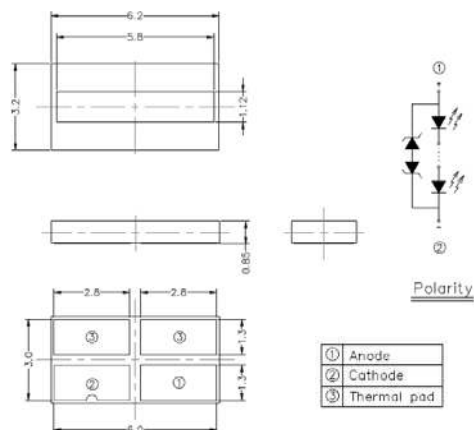


Product	Size (LxWxHmm)	Color	Lens Type	λ_d (nm)	Typ. I_v (mcd)	V_F (V)		I_F (mA)	Viewing Angle (°)
						Typ.	Max.		
7383/R7C3-ARUB/MS	5x5x8.7	Red	Clear	619~628	4000	2.0	2.6	20	30
7383/Y7C3-ARUB/MS	5x5x8.7	Yellow	Clear	619~628	7150	2.0	2.6	20	30
7383/G1C3-ATVA/MS	5x5x8.7	Green	Clear	586~594	4500	2.0	2.6	20	30
7383/BAC3-ANQA/MS	5x5x8.7	Blue	Clear	586~594	7150	2.0	2.6	20	30
7383/V7C3-ARTA/MS	5x5x8.7	Green	Clear	525~535	9000	3.2	3.6	20	30
7343/R5C2-ASUB/MS	5x5x8.7	Red	Clear	620~628	7150	2.0	2.6	20	23
7343/Y5C2-ASVB/MS	5x5x8.7	Yellow	Clear	586~594	9000	2.0	2.6	20	23
7344/V7C2-ASVA/MS	5x5x8.7	Green	Clear	498~513	7150	3.2	3.6	20	20
7343/G1C2-AUWA/MS	5x5x8.7	Green	Clear	525~535	14250	3.2	3.6	20	23
7343/B1C2-APSA/MS	5x5x8.7	Blue	Clear	465~475	4500	3.2	3.6	20	23

Automotive LED | Exterior Application | High Power LED



UNIT : mm



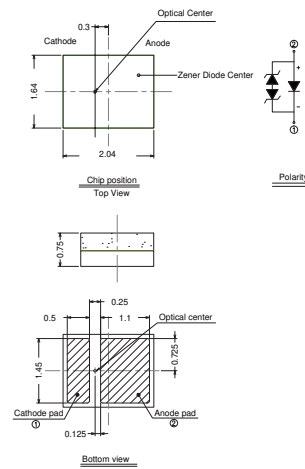
ALFS-B

Product	Size (LxWxHmm)	Color	CIE(K)	I _v Min. (lm)	I _v Max. (lm)	V _F Min. (V)	V _F Max. (V)	I _F (mA)	Viewing Angle (°)
ALFS5BD-C010001L1-AM	6.2x3.2x0.85	○ White	5180K-6680K	1500	1900	14.5	18.85	1000	120
ALFS4BD-C010001L1-AM	6.2x3.2x0.85	○ White	5180K-6680K	1240	1600	11.6	15.95	1000	120
ALFS3BD-C010001L1-AM	4.0x2.4x0.85	○ White	5180K-6680K	800	1100	8.7	11.25	1000	120
ALFS2BD-C010001L1-AM	2.9x2.4x0.85	○ White	5180K-6680K	550	750	5.8	7.6	1000	120
ALFS1BD-C007001L1-AM	1.64x2.04x0.85	○ White	5180K-6680K	200	280	2.9	3.75	700	120

Automotive LED | Exterior Application | High Power LED




UNIT : mm




EL Compact 2016

Product	Size (LxWxHmm)	Color	λ_d (nm)/CCT(K)/CIE	I_v Min. (lm)	I_v Max. (lm)	V_F Min. (V)	V_F Max. (V)	I_F (mA)	Viewing Angle (°)
CH2016E-C07001L-AM	2.04x1.64x0.75	○ White	5180~6680K	150	275	3.0	3.75	700	120
CH2016-UR3501H-AM	2.04x1.64x0.75	● Red	615-627nm	39	70	2.25	3.0	350	130



UNIT : mm



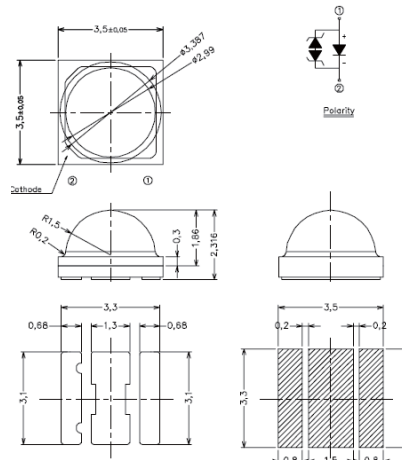
EL 2319

Product	Size (LxWxHmm)	Color	CCT(K)/CIE	I_v Min. (lm)	I_v Max. (lm)	V_F Min. (V)	V_F Max. (V)	I_F (mA)	Viewing Angle (°)
CH2319-C07001H-AM	2.3x1.9x0.75	○ White	5180K-6680K	225	325	2.75	4	700	140
CH2319-PA07001H-AM	2.3x1.9x0.75	● PC-Amber	X0.57, Y0.42	130	180	2.75	3.5	700	120
CH2319-PR03501H-AM	2.3x1.9x0.75	● PC Red	X0.673, Y0.318	33	52	2.75	3.5	700	120

Automotive LED | Exterior Application | High Power LED



UNIT : mm

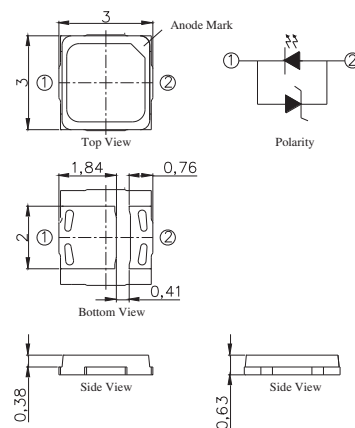


EL 3535E

Product	Size (LxWxHmm)	Color	λ_d (nm)/ CCT(K)/CIE	I_v Min. (lm)	I_v Max. (lm)	V_F Min. (V)	V_F Max. (V)	I_F (mA)	Viewing Angle (°)
CH3535E-C03501L-AM	3.5x3.5x2.3	○ White	5180~6680K	120	160	3.0	4.0	350	120
CH3535E-UR3501L-AM	3.5x3.5x2.3	● Red	615~627nm	60	100	1.75	2.5	350	120
CH3535E-PA3501H-AM	3.5x3.5x2.3	● PC-Amber	X0.57,Y0.42	80	140	2.75	3.5	350	120



UNIT : mm



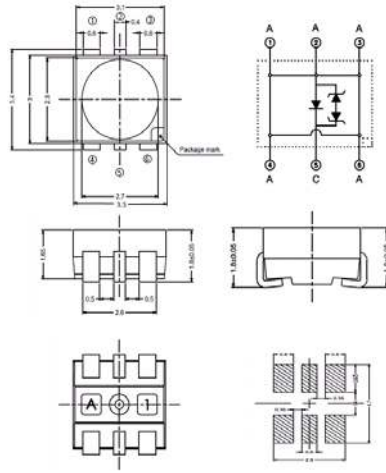
EL 3030E

Product	Size (LxWxHmm)	Color	λ_d (nm)/ CCT(K)/ CIE	I_v Min. (lm)	I_v Max. (lm)	V_F Min. (V)	V_F Max. (V)	I_F (mA)	Viewing Angle (°)
XI3030-C03501H-AM	3.0x3.0x0.63	○ White	5180~6680K	100	150	2.5	3.5	350	120
XI3030-UR3501H-AM	3.0x3.0x0.63	● Red	606-621nm	39	70	1.75	3.0	350	120
XI3030-PA3501H-AM	3.0x3.0x0.63	● PC-Amber	X0.575,Y0.415	52	90	2.5	3.5	350	120

Automotive LED | Exterior Application | Mid Power LED



UNIT : mm



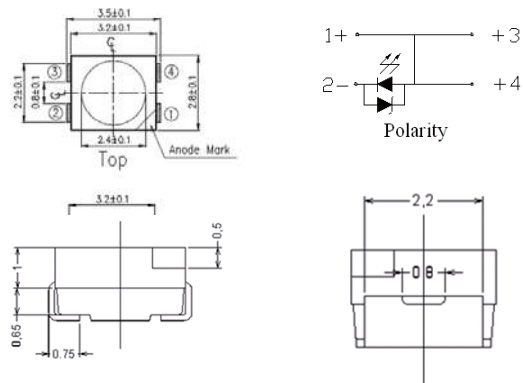
EL Advanced Power Top View

Product	Size (LxWxHmm)	Color	λ_d (nm)/ CCT(K)/CIE	I_v Min. (mcd)	I_v Max. (mcd)	V_F Min. (V)	V_F Max. (V)	I_F (mA)	Viewing Angle (°)
A09K-C71501H-AM	3.4x3.3x1.8	○ White	5180~6680K	7100	14000	2.75	3.75	150	120
A09K-UR1501H-AM	3.4x3.3x1.8	● Red	612~624nm	4500	9000	1.75	2.75	150	120
A09K-SR1501H-AM	3.4x3.3x1.8	● Super Red	627~639nm	3550	7100	1.75	2.75	150	120
A09K-UY1501H-AM	3.4x3.3x1.8	● Yellow	582~594nm	3550	7100	1.75	2.75	150	120
A09K-PA1501H-AM	3.4x3.3x1.8	● PC-Amber	X 0.57, Y 0.42	5600	11200	2.75	3.75	150	120

Automotive LED | Exterior Application | Low Power LED



UNIT : mm

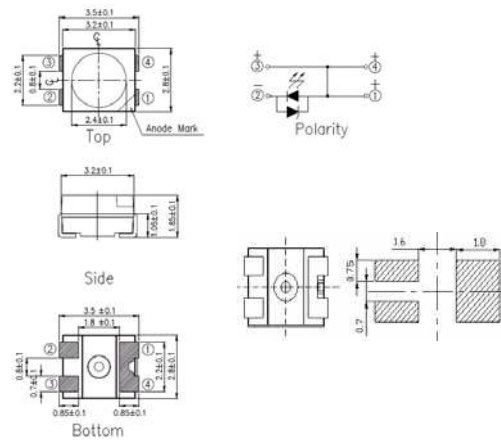


EL Power Top View PLCC-4

Product	Size (LxWxHmm)	Color	λ_d (nm)/ CCT(K)	I_v Min. (mcd)	I_v Max. (mcd)	V_F Min. (V)	V_F Max. (V)	I_F (mA)	Viewing Angle (°)
67-41-C70301H-AM	3.5x2.8x1.85	○ White	5180~6680K	2240	4500	2.75	3.75	30	120
67-41-UR0501H-AM	3.5x2.8x1.85	● Red	612~624nm	1800	3550	1.75	2.75	50	120
67-41-SR0501H-AM	3.5x2.8x1.85	● Super Red	627~639nm	1400	2240	1.75	2.75	50	120
67-41-UY0501H-AM	3.5x2.8x1.85	● Yellow	585~594nm	1400	2800	1.75	2.75	50	120



UNIT : mm



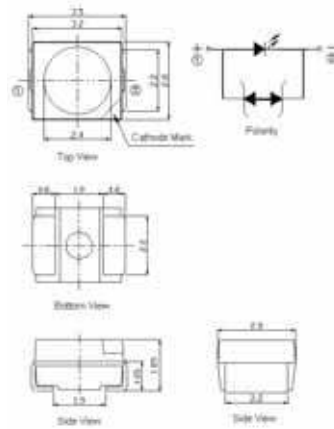
EL Power Top View PLCC-3

Product	Size (LxWxHmm)	Color	λ_d (nm)/ CCT(K)	I_v Min. (mcd)	I_v Max. (mcd)	V_F Min. (V)	V_F Max. (V)	I_F (mA)	Viewing Angle (°)
67-31-C70301H-AM	3.5x2.8x1.85	○ White	5180~6680K	2240	4500	2.75	3.75	30	120
67-31-UR0501H-AM	3.5x2.8x1.85	● Red	612~624nm	1800	3550	1.75	2.75	50	120
67-31-UY0501H-AM	3.5x2.8x1.85	● Yellow	585~594nm	1400	2800	1.75	2.75	50	120

Automotive LED | Exterior Application | Low Power LED



UNIT : mm

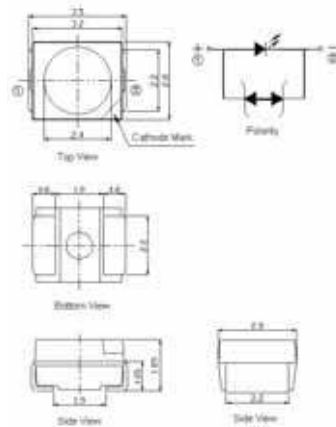


EL Top View

Product	Size (LxWxHmm)	Color	λ_d (nm)/CIE	I_V Min. (mcd)	I_V Max. (mcd)	V_F Min. (V)	V_F Max. (V)	I_F (mA)	Viewing Angle (°)
67-11-C70201H-AM	3.5x2.8x1.85	○ White	X=0.227~0.365 Y=0.205~0.408	1400	3550	2.75	3.75	20	120
67-21-UR0201H-AM	3.5x2.8x1.85	● Red	612~624nm	710	1400	1.75	2.75	20	120
67-21-UY0201H-AM	3.5x2.8x1.85	● Yellow	585~594nm	710	1400	1.75	2.75	20	120



UNIT : mm



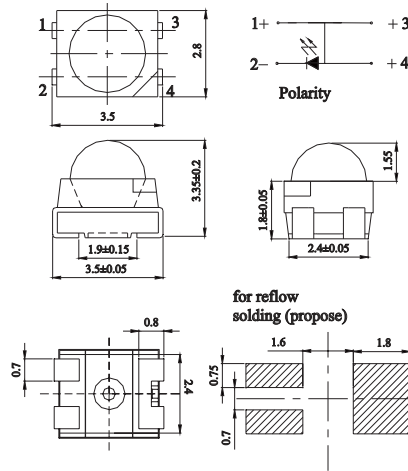
EL Top View

Product	Size (LxWxHmm)	Color	λ_d (nm)/CIE(K)	I_V Min. (mcd)	I_V Max. (mcd)	V_F Min. (V)	V_F Max. (V)	I_F (mA)	Viewing Angle (°)
67-11-C70200H-AM	3.5x2.8x1.85	○ White	X=0.227~0.365 Y=0.205~0.408	1400	3550	2.75	3.75	20	120
67-11-IB0100L-AM	3.5x2.8x1.85	○ Ice Blue	X=0.132~0.245 Y=0.117~0.360	224	710	2.75	3.75	10	120
67-11-SB0100L-AM	3.5x2.8x1.85	● Sky Blue	X=0.143~0.180 Y=0.055~0.109	224	560	2.75	3.75	10	120
67-11-UB0200H-AM	3.5x2.8x1.85	● Blue	463~475nm	224	560	2.75	3.75	20	120
67-11-UG0200H-AM	3.5x2.8x1.85	● Green	520~535nm	710	1400	2.75	3.75	20	120
67-21-UR0200H-AM	3.5x2.8x1.85	● Red	618~627nm	710	1400	1.75	2.75	20	120
67-21-UR0200L-AM	3.5x2.8x1.85	● Red	618~630nm	140	450	1.75	2.75	20	120
67-21-UY0200H-AM	3.5x2.8x1.85	● Yellow	585~594nm	710	1400	1.75	2.75	20	120
67-21-UY0200L-AM	3.5x2.8x1.85	● Yellow	582~594nm	140	450	1.75	2.75	20	120

Automotive LED | Exterior Application | Low Power LED



UNIT : mm



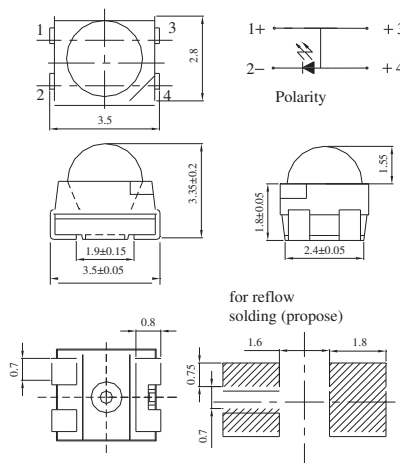
EL Top View Lens 30°

Product	Size (LxWxHmm)	Color	λ_d (nm)	I_V Min. (mcd)	I_V Max. (mcd)	V_F Min. (V)	V_F Max. (V)	I_F (mA)	Viewing Angle (°)
67-31EP3-UR0500H-AM	3.5x2.8x3.35	● Red	612~624nm	5600	18000	1.75	2.75	50	30
67-31EP3-UY0500H-AM	3.5x2.8x3.35	● Yellow	582~594nm	5600	18000	1.75	2.75	50	30

Automotive LED | Interior Application | Low Power LED



UNIT : mm



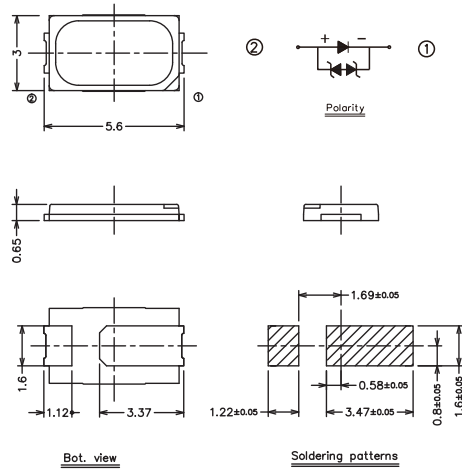
EL Top View Lens 60°

Product	Size (LxWxHmm)	Color	λ_d (nm)	I_V Min. (mcd)	I_V Max. (mcd)	V_F Min. (V)	V_F Max. (V)	I_F (mA)	Viewing Angle (°)
67-31EP6-UR0500H-AM	3.5x2.8x3.35	● Red	612~624nm	3550	11200	1.75	2.75	50	60
67-31EP6-UY0500H-AM	3.5x2.8x3.35	● Yellow	582~594nm	2800	9000	1.75	2.75	50	60

Automotive LED | Interior Application | Low Power LED




UNIT : mm

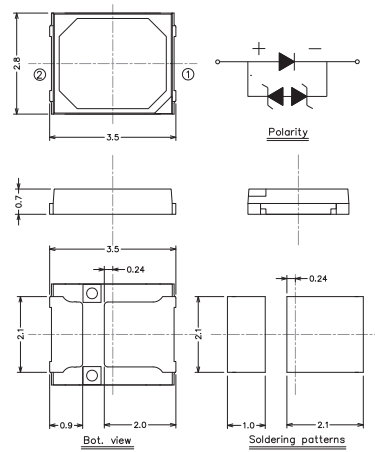


EL 5630D

Product	Size (LxWxHmm)	Color	CCT(K)	I _v Min. (lm)	I _v Max. (lm)	V _F Min. (V)	V _F Max. (V)	I _F (mA)	Viewing Angle (°)
62-117D-W80650H-AM	5.6x3.0x0.65	○ White	2700~3500K	24	40	2.5	3.5	65	120
62-117D-N80650H-AM	5.6x3.0x0.65	○ White	4000~4500K	24	40	2.5	3.5	65	120
62-117D-C80650H-AM	5.6x3.0x0.65	○ White	5000~6500K	24	40	2.5	3.5	65	120



UNIT : mm



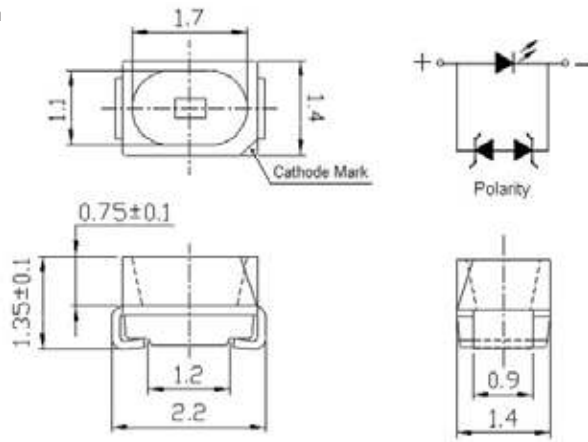
EL 2835

Product	Size (LxWxHmm)	Color	CCT(K)	I _v Min. (mcd)	I _v Max. (mcd)	V _F Min. (V)	V _F Max. (V)	I _F (mA)	Viewing Angle (°)
67-11S-W81000H-AM	2.8x3.5x0.7	○ White	2700~3500K	35	50	2.5	3.5	100	120
67-11S-N81000H-AM	2.8x3.5x0.7	○ White	4000~4500K	35	50	2.5	3.5	100	120
67-11S-C81000H-AM	2.8x3.5x0.7	○ White	5000~6500K	35	50	2.5	3.5	100	120

Automotive LED | Interior Application | Low Power LED



UNIT : mm



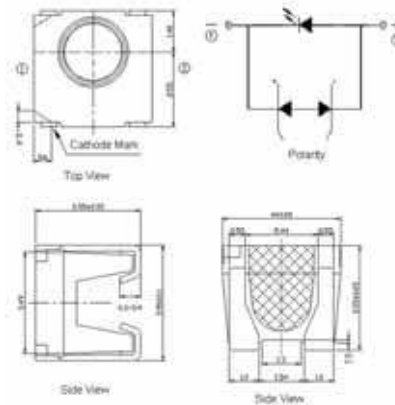
EL Mini Top View

Product	Size (LxWxHmm)	Color	λ_d (nm)/ CIE(K)	I_v Min. (mcd)	I_v Max. (mcd)	V_F Min. (V)	V_F Max. (V)	I_F (mA)	Viewing Angle (°)
65-11-C70200H-AM	2.2x1.4x1.35	○ White	X=0.227~0.365 Y=0.205~0.408	1400	3550	2.75	3.75	20	120
65-11-IB0100L-AM	2.2x1.4x1.35	○ Ice Blue	X=0.132~0.245 Y=0.117~0.360	224	710	2.75	3.75	10	120
65-11-SB0100L-AM	2.2x1.4x1.35	● Sky Blue	X=0.143~0.180 Y=0.055~0.109	224	560	2.75	3.75	10	120
65-11-UB0200L-AM	2.2x1.4x1.35	● Blue	463~475nm	224	560	2.75	3.75	20	120
65-11-UG0200H-AM	2.2x1.4x1.35	● Green	520~535nm	710	1400	2.75	3.75	20	120
65-21-UR0200H-AM	2.2x1.4x1.35	● Red	618~627nm	710	1400	1.75	2.75	20	120
65-21-UY0200H-AM	2.2x1.4x1.35	● Yellow	585~594nm	710	1400	1.75	2.75	20	120

Automotive LED ■ Interior Application ■ Low Power LED



UNIT : mm



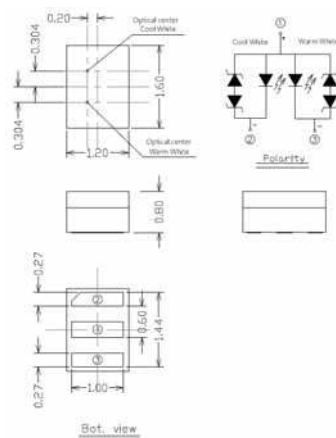
EL Side View

Product	Size (LxWxHmm)	Color	λ_d (nm)/ CIE(K)	I_V Min. (mcd)	I_V Max. (mcd)	V_F Min. (V)	V_F Max. (V)	I_F (mA)	Viewing Angle (°)
57-11-C70200H-AM	4.0x4.0x3.55	○ White	X: 0.258-0.3582 Y: 0.227-0.3792	900	2240	2.75	3.75	20	120
57-11-IB0100L-AM	4.0x4.0x3.55	○ Ice Blue	X: 0.1324-0.2395 Y: 0.1201-0.3605	140	560	2.75	3.75	10	120
57-11-SB0100L-AM	4.0x4.0x3.55	● Sky Blue	X: 0.1378-0.1700 Y: 0.0620-0.1252	140	560	2.75	3.75	10	120
57-11-UB0200H-AM	4.0x4.0x3.55	● Blue	463nm~475nm	224	560	2.75	3.75	20	120
57-21-UR0200H-AM	4.0x4.0x3.55	● Red	618nm~627nm	710	1400	1.75	2.75	20	120
57-21-UY0200H-AM	4.0x4.0x3.55	● Yellow	585nm~594nm	710	1400	1.75	2.75	20	120

Automotive LED | Interior Application | Low Power LED



UNIT : mm

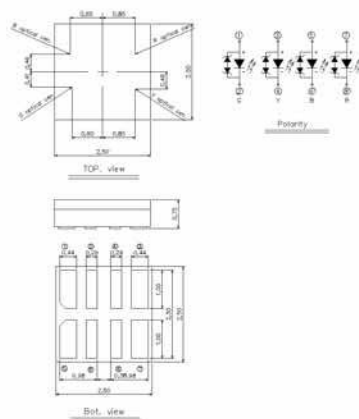


EL Micro Multi

Product	Size (LxWxHmm)	Color	CCT(K)	I _v Min. (mcd)	I _v Max. (mcd)	V _F Min. (V)	V _F Max. (V)	I _F (mA)	Viewing Angle (°)
CH1216-C8W80801H-AM	1.2x1.6x0.8	cw/ww	CW: 5180K-6680K WW: 2700K-3000K	CW: 20 WW: 20	CW: 33 WW: 33	2.75	3.5	80	120



UNIT : mm



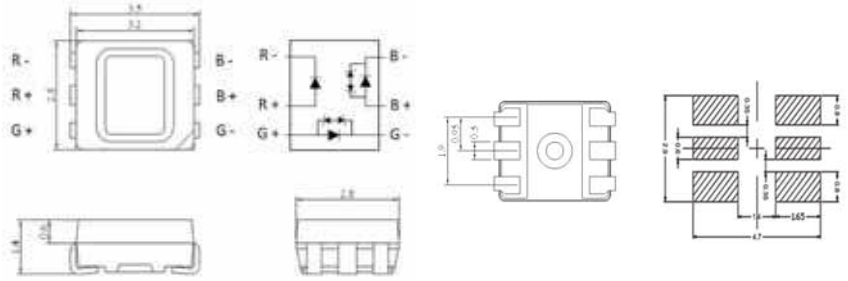
EL Multi Color

Product	Size (LxWxHmm)	Color	λ _d (nm)	I _v Min. (mcd)	I _v Max. (mcd)	V _F Min. (V)	V _F Max. (V)	I _F (mA)	Viewing Angle (°)
CH2525-RGBY0201H-AM	2.5x2.5x0.75	R / G / B / Y	R: 615-627 G: 515-535 B: 451-467 Y: 585-597	R: 450 G: 1120 B: 140 Y: 450	R: 900 G: 2240 B: 280 Y: 900	R: 1.75 G: 2.25 B: 2.75 Y: 2.00	R: 2.75 G: 3.5 B: 3.75 Y: 2.75	20	140

Automotive LED | Interior Application | Low Power LED




UNIT : mm

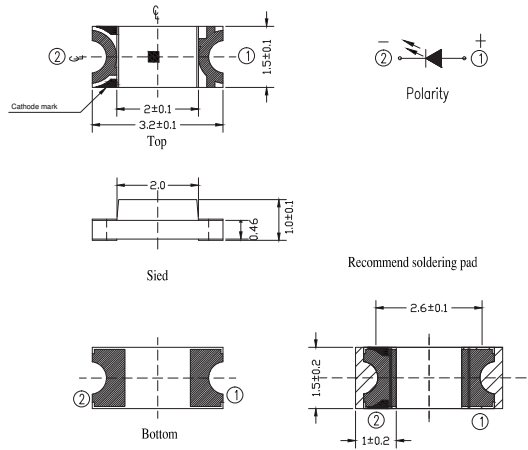


EL Top View RGB

Product	Size (LxWxHmm)	Color	λ_d (nm)	I_v Min. (mcd)	I_v Max. (mcd)	V_F Min. (V)	V_F Max. (V)	I_F (mA)	Viewing Angle (°)
67-63-RGB0201H-AM	3.5x2.8x1.4	<ul style="list-style-type: none"> ● Red ● Green ● Blue 	621~636nm 520~535nm 447~471nm	560 1120 180	1120 1800 450	1.75 2.75 2.75	2.75 3.75 3.75	20	120



UNIT : mm



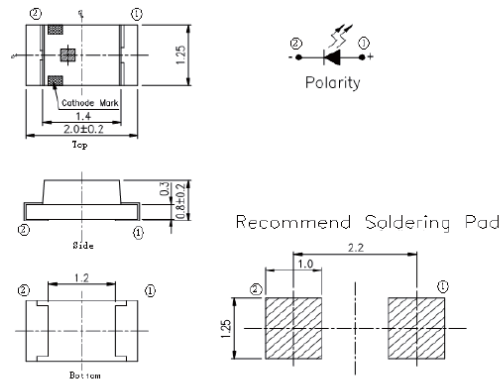
1206

Product	Size (LxWxHmm)	Color	λ_d (nm)	I_v Min. (mcd)	I_v Max. (mcd)	V_F Min.(V)	V_F Max. (V)	I_F (mA)	Viewing Angle (°)
15-21-G6C-A0N1P2B0E-2T-AM	3.2x1.5x1.0	● Yellow Green	569.5~577.5nm	28	71	1.75	2.35	20	130
15-21-R6C-B0Q1R2B0E-2T8-AM	3.2x1.5x1.0	● Red	617.5~629.5nm	71	180	1.75	2.35	20	130
15-21-Y2SC-A0S1T1B25E-2T-AM	3.2x1.5x1.0	● Yellow	585.5~594.5nm	180	355	1.7	2.4	20	130

Automotive LED | Interior Application | Low Power LED



UNIT : mm

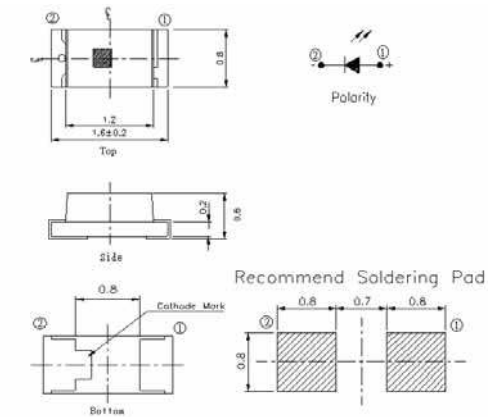


0805

Product	Size (LxWxHmm)	Color	λ_d (nm)	I_V Min. (mcd)	I_V Max. (mcd)	V_F Min. (V)	V_F Max. (V)	I_F (mA)	Viewing Angle (°)
17-215-G6C-F5M1N2B0E-3T-AM	2.0x1.25x0.8	● Yellow Green	568~574nm	18	45	1.75	2.35	20	130
17-215-R6C-A0Q2R2B0E-3T-AM	2.0x1.25x0.8	● Red	617.5~633.5nm	90	180	1.75	2.35	20	130
17-215-S3C-5UQ2R2B0E-3T-AM	2.0x1.25x0.8	● Orange	611~619nm	90	180	1.75	2.35	20	130
17-215-Y2C-P9Q2S1B0E-3T-AM	2.0x1.25x0.8	● Yellow	584~596nm	90	224	1.75	2.35	20	130



UNIT : mm



0603

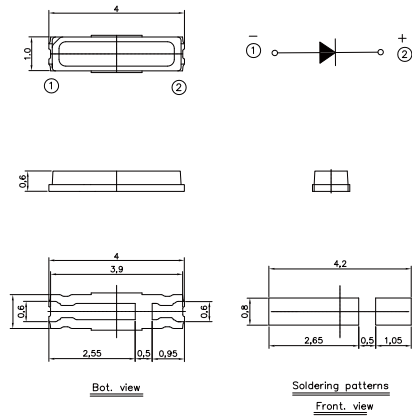
Product	Size (LxWxHmm)	Color	λ_d (nm)	I_V Min. (mcd)	I_V Max. (mcd)	V_F Min. (V)	V_F Max. (V)	I_F (mA)	Viewing Angle (°)
19-213-G6SC-M0P1Q1B0E-3T-AM	1.6x0.8x0.6	● Yellow Green	569.5~575.5nm	45	90	1.75	2.35	20	120
19-213-R6C-A0R2S2B0E-3T-AM	1.6x0.8x0.6	● Red	617.5~633.5nm	140	280	1.75	2.35	20	120
19-213-S3SC-B0S1T1B0E-3T-AM	1.6x0.8x0.6	● Orange	613.5~621.5nm	180	355	1.75	2.35	20	120
19-213-Y2SC-9AS1T1B0E-3T-AM	1.6x0.8x0.6	● Yellow	589~595nm	180	355	1.75	2.35	20	120

Backlighting LED | TV/Monitor

Application/ TFT Edge



UNIT : mm

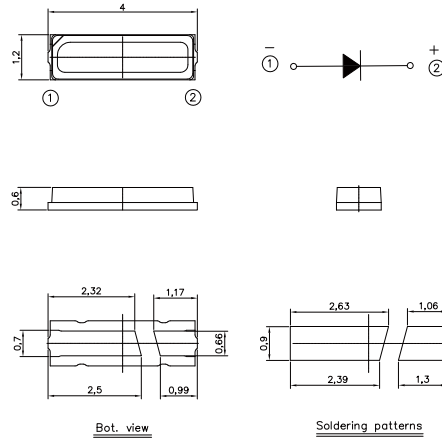


4010

Product	Size (LxWxHmm)	Color	Power(W)	CIE(x,y)	lv (lm)	VF (V)	Viewing Angle(°)
50-415	4.0x1.0x0.5	○ White	0.2	(0.28,0.26)	18-28	2.7-3.4	120



UNIT : mm



4012

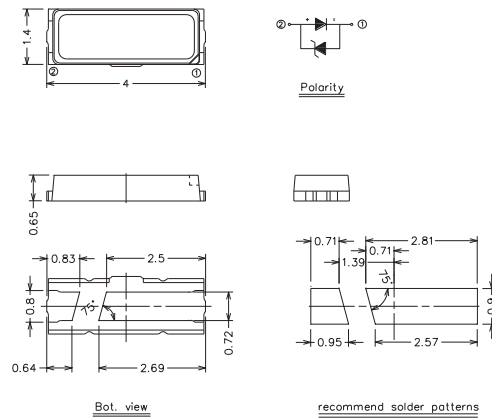
Product	Size (LxWxHmm)	Color	Power(W)	CIE(x,y)	lv (lm)	VF (V)	Viewing Angle(°)
50-515	4.0x1.2x0.6	○ White	0.4	(0.28,0.26)	36-46	2.7-3.4	120

Backlighting LED ITV/Monitor

Application/ TFT Edge



UNIT : mm

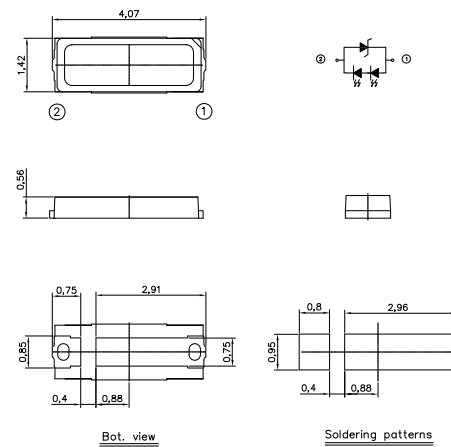


4014

Product	Size (LxWxHmm)	Color	Power(W)	CIE(x,y)	Iv (lm)	VF (V)	Viewing Angle(°)
50-315C	4.0x1.4x0.65	○White	0.4	(0.28,0.26)	38-48	2.7-3.4	120



UNIT : mm



4014

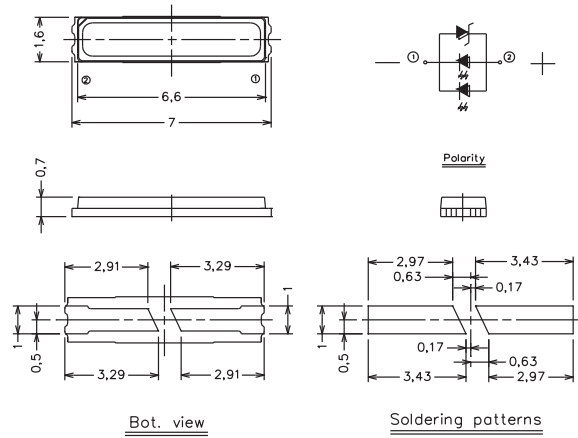
Product	Size (LxWxHmm)	Color	Power(W)	CIE(x,y)	Iv (lm)	VF (V)	Viewing Angle(°)
50-625P	4.0x1.4x0.56	○White	0.8	(0.28,0.26)	86-98	5.8-6.4	120

Backlighting LED | TV/Monitor

Application/ TFT Edge



UNIT : mm

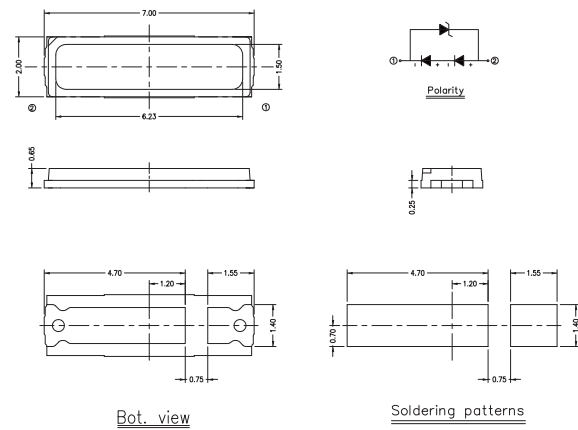


7016

Product	Size (LxWxHmm)	Color	Power(W)	CIE(x,y)	Iv (lm)	VF (V)	Viewing Angle(°)
62-125	7.0x1.6x0.7	○ White	0.8	(0.28,0.26)	86-96	2.7-3.4	120



UNIT : mm

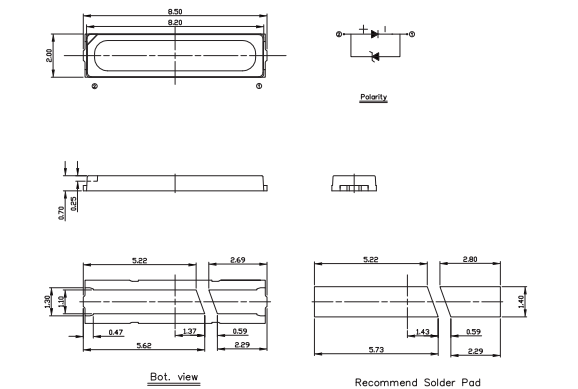


7020

Product	Size (LxWxHmm)	Color	Power(W)	CIE(x,y)	Iv (lm)	VF (V)	Viewing Angle(°)
62-129P	7.0x2.0x0.65	○ White	0.93	(0.28,0.26)	106-116	5.8-6.4	120



UNIT : mm




8520

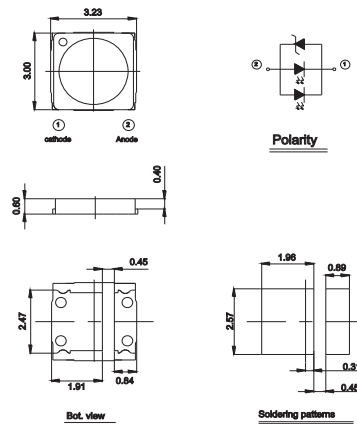
Product	Size (LxWxHmm)	Color	Power(W)	CIE(x,y)	Iv (lm)	VF (V)	Viewing Angle(°)
62-112	8.5x2.0x0.7	○ White	0.4	(0.28,0.26)	26-36	2.7-3.4	120

Backlighting LED ITV/Monitor

Application/ TFT Direct




UNIT : mm

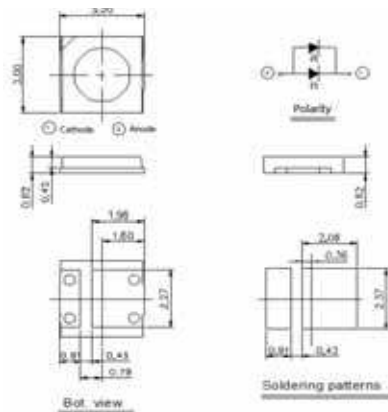


3030 Punch 2.5φ

Product	Size (LxWxHmm)	Color	Power(W)	CIE(x,y)	lv (lm)	VF (V)	Viewing Angle(°)
62-123PAUN3W/F120135VM68PBD-T	3.0x3.0x0.8	○ White	1.8	(0.2735,0.2293)	140-170	3.0-3.6	120



UNIT : mm



3030 punch 2.1φ

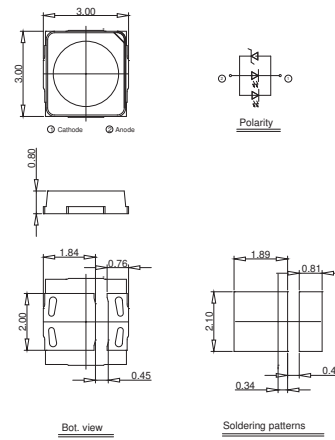
Product	Size (LxWxHmm)	Color	Power(W)	CIE(x,y)	lv (lm)	VF (V)	Viewing Angle(°)
3030 2.1φ	30x30x0.8	○ White	1.8	(0.2735,0.2293)	135-165	3-3.6	120

Backlighting LED | TV/Monitor

Application/TFT Direct



UNIT : mm

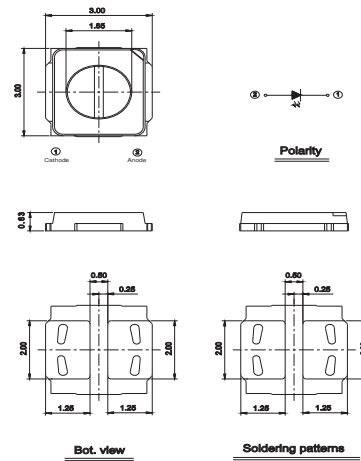


3030 Punch 2.3 ϕ

Product	Size (LxWxHmm)	Color	Power(W)	CIE(x,y)	Iv (lm)	VF (V)	Viewing Angle($^{\circ}$)
62-223PUNC/F125150ZM35SBE-T	3.0x3.0x0.8	○ White	1.8	(0.2735,0.2293)	135-165	3-3.6	120



UNIT : mm



3030FC Punch 1.8 ϕ

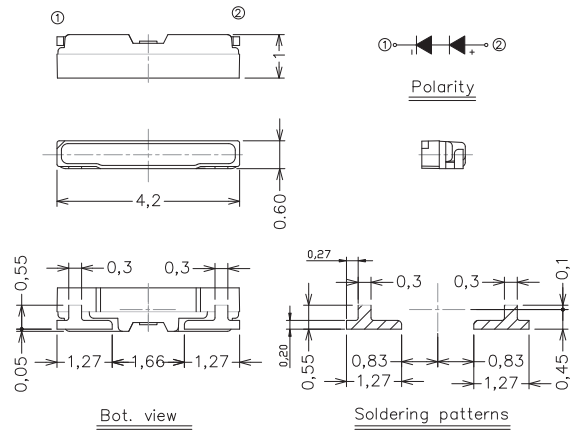
Product	Size (LxWxHmm)	Color	Power(W)	CIE(x,y)	Iv (lm)	VF (V)	Viewing Angle($^{\circ}$)
S3030FPBUD2C/F120145N37BF-T	3.0x3.0x0.63	○ White	1.65	(0.2735,0.2293)	120-160	3.0-3.6	120

Backlighting LED | Portable

Application/ Side View



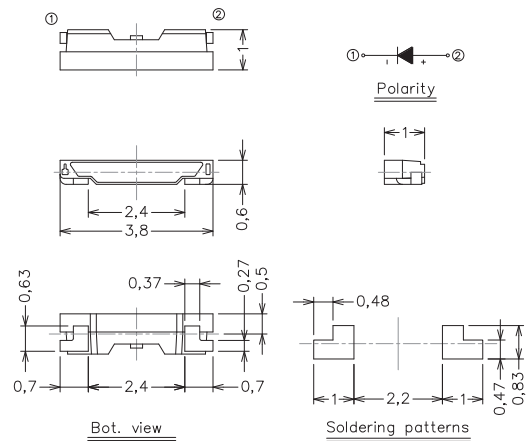
UNIT : mm



Product	Size (LxWxHmm)	Color	Power(W)	CIE(x,y)	Iv (lm)	VF (V)	Viewing Angle(°)
99-826	4.2x1x0.6	White	0.12	X=0.295,Y=0.28	14-17	5.4-6.8	120



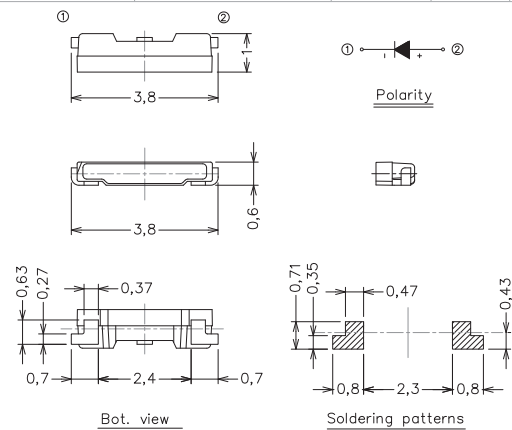
UNIT : mm



Product	Size (LxWxHmm)	Color	Power(W)	CIE(x,y)	Iv (lm)	VF (V)	Viewing Angle(°)
99-616	3.8x1.0x0.6	White	0.06	X=0.295,Y=0.28	6.0 0-8.00	2.7-3.4	120



UNIT : mm

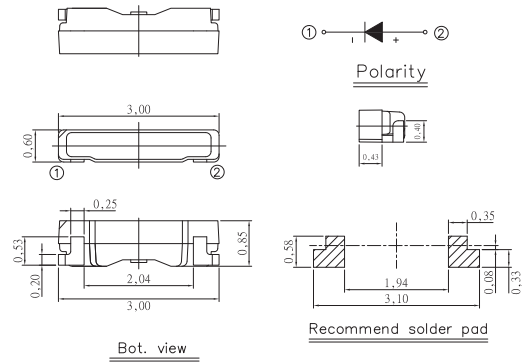


Product	Size (LxWxHmm)	Color	Power(W)	CIE(x,y)	Iv (lm)	VF (V)	Viewing Angle(°)
99-616K	3.8x1.0x0.6	White	0.06	X=0.295,Y=0.28	7.00-9.00	2.7-3.4	120

Backlighting LED | Portable
Application/ Side View



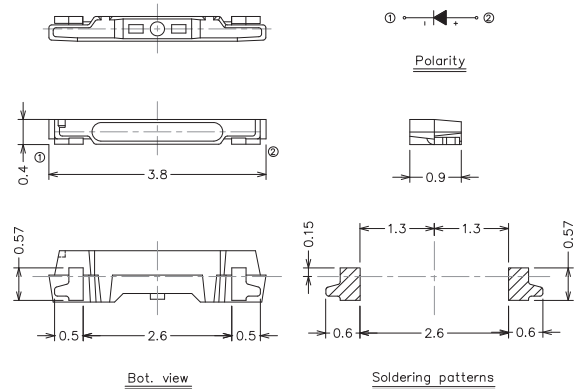
UNIT : mm



Product	Size (LxWxHmm)	Color	Power(W)	CIE(x,y)	Iv (lm)	VF (V)	Viewing Angle(°)
3006	3.0x0.85x0.6	White	0.06	X=0.295,Y=0.28	6.75-9.00	2.7-3.4	120



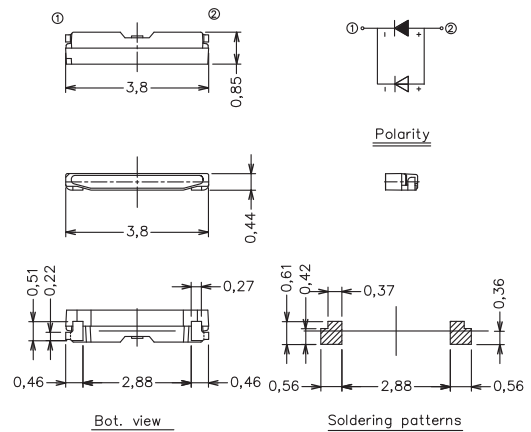
UNIT : mm



Product	Size (LxWxHmm)	Color	Power(W)	CIE(x,y)	Iv (lm)	VF (V)	Viewing Angle(°)
99-218G	3.8x0.9x0.4	White	0.06	X=0.295,Y=0.28	6.25-9.00	2.7-3.4	120



UNIT : mm

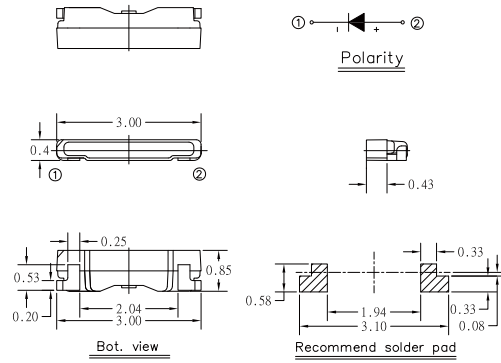


Product	Size (LxWxHmm)	Color	Power(W)	CIE(x,y)	Iv (lm)	VF (V)	Viewing Angle(°)
99-228T	3.8x0.85x0.4	White	0.06	X=0.295,Y=0.28	6.25-9.00	2.7-3.2	120

Backlighting LED | Portable
Application/ Side View



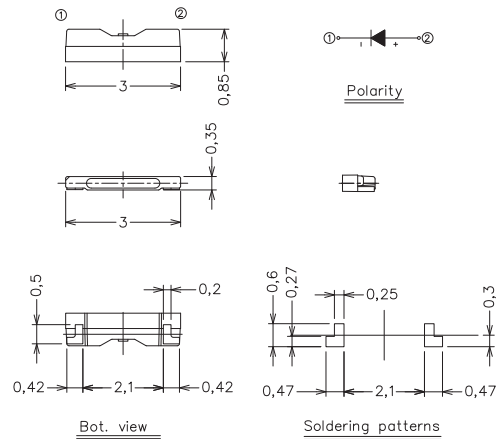
UNIT : mm



Product	Size (LxWxHmm)	Color	Power(W)	CIE(x,y)	Iv (lm)	VF (V)	Viewing Angle(°)
3004	3.0x0.85x0.4	White	0.06	X=0.295,Y=0.28	6.25-8.50	2.7-3.4	115



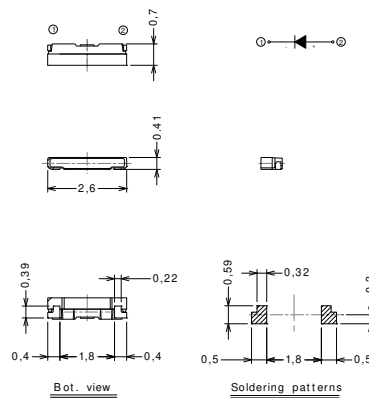
UNIT : mm



Product	Size (LxWxHmm)	Color	Power(W)	CIE(x,y)	Iv (lm)	VF (V)	Viewing Angle(°)
3003	3.0x0.85x0.3	White	0.06	X=0.295,Y=0.28	5.25-7.75	2.7-3.4	115



UNIT : mm

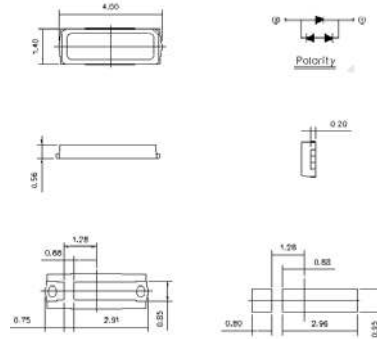


Product	Size (LxWxHmm)	Color	Power(W)	CIE(x,y)	Iv (lm)	VF (V)	Viewing Angle(°)
2604	2.6x0.7x0.4	White	0.06	X=0.295, Y=0.28	5.50-8.25	2.7-3.4	115

Backlighting LED | Automotive
Application/ Automotive backlight



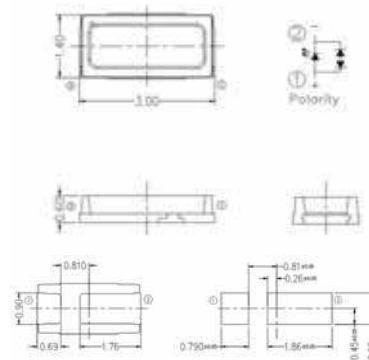
UNIT : mm



Product	Size (LxWxHmm)	Color	Power(W)	CIE(x,y)	lv (lm)	VF (V)	Viewing Angle(°)
50-615P	4.0x1.4x0.56	White	0.36	X=0.295, Y=0.272	22-56	2.8-3.3	120



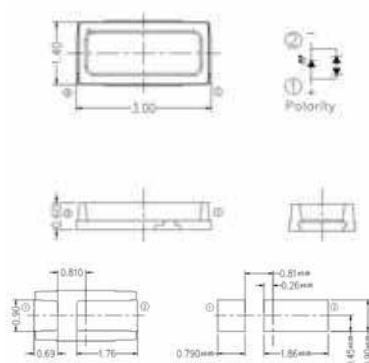
UNIT : mm




Product	Size (LxWxHmm)	Color	Power(W)	CIE(x,y)	lv (lm)	VF (V)	Viewing Angle(°)
3014U	3.0x1.4x0.6	White	0.36	X=0.295, Y=0.272	22-44	2.7-3.4	120



UNIT : mm



Product	Size (LxWxHmm)	Color	Power(W)	CIE(x,y)	lv (mW)	VF (V)	Viewing Angle(°)
3014U	3.0x1.4x0.6	Blue	0.36	-	120-180	2.7-3.4	120



INFRARED LED, SENSORS, COUPLERS

178 INFRARED LED AND SILICON DETECTOR

214 INFRARED RECEIVER MODULE

224 OPTIC-FIBER DEVICE (PHOTO LINK)

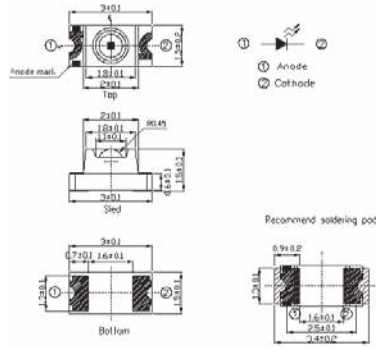
232 OPTICAL SENSOR

248 PHOTO COUPLER

Infrared LED and Silicon Detector | Emitter | SMD



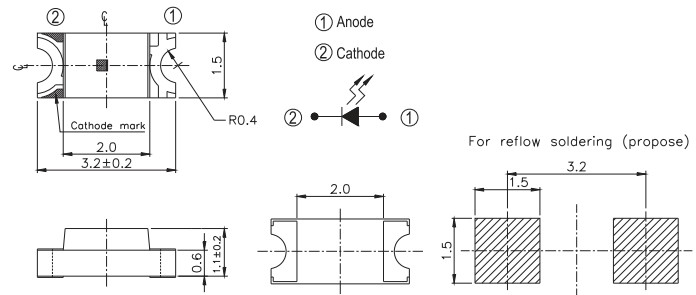
UNIT : mm



Product	Size (LxWxHmm)	λ_p (nm)	V_F Typ (V)	V_F Max (V)	I_e Min (mW/sr)	I_e Typ (mW/sr)	Viewing Angle (°)
IR11-21C/TR8	3x1.5x1.5	940	1.2	1.5	0.5	1.6	100
IR11-21C/L491/TR8	3x1.5x1.5	940	1.3	1.7	1.0	4.0	80
HIR11-21C/L11/TR8	3x1.5x1.5	850	1.45	1.65	1	2	75
SIR11-21C/L294/TR8	3x1.5x1.5	870	1.4	1.5	1.3	2.6	100



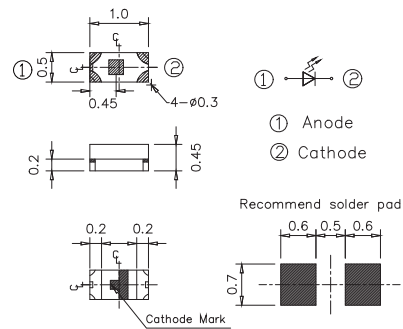
UNIT : mm



Product	Size (LxWxHmm)	λ_p (nm)	V_F Typ (V)	V_F Max (V)	I_e Min (mW/sr)	I_e Typ (mW/sr)	Viewing Angle (°)
HIR15-21C/TR8	3.2x1.5x1.1	850	1.45	1.65	0.5	1.5	150
IR15-21C/TR8	3.2x1.5x1.1	940	1.2	1.5	0.2	0.8	160
PIR15-21C/TR8	3.2x1.5x1.1	800	1.45	1.80	0.90	-	135




UNIT : mm

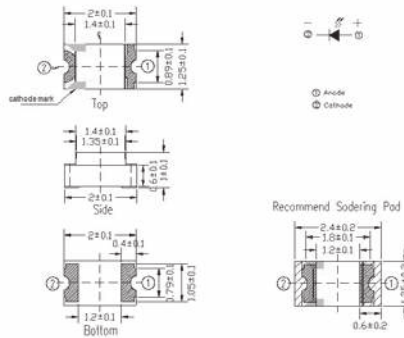


Product	Size (LxWxHmm)	λ_p (nm)	V_F Typ (V)	V_F Max (V)	I_e Min (mW/sr)	I_e Typ (mW/sr)	Viewing Angle (°)
IR16-213C/L510/TR8	1x0.5x0.45	940	1.5	1.9	0.5	2.35	120
HIR16-213C/L423/TR8	1x0.5x0.45	850	1.45	1.65	0.50	1.50	145

Infrared LED and Silicon Detector | Emitter | SMD



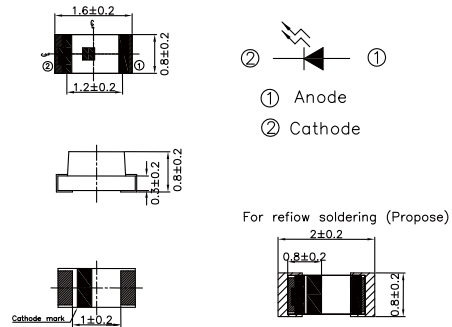
UNIT : mm



Product	Size (LxWxHmm)	λ_P (nm)	V_F Typ (V)	V_F Max (V)	I_{e_Min} (mW/sr)	I_{e_Typ} (mW/sr)	Viewing Angle (°)
IR17-21C/TR8	2x1.25x1.0	940	1.2	1.5	0.2	0.8	120
HIR17-21C/TR8	2x1.25x1.0	850	1.45	1.65	0.5	2	120
HIR17-21C/L289/TR8	2x1.25x1.0	850	1.4	1.7	1.6	2.1	120



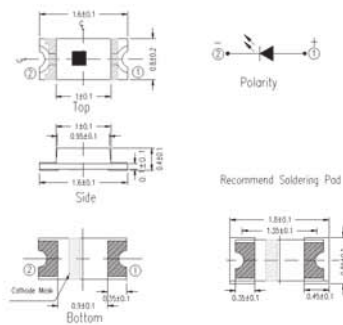
UNIT : mm



Product	Size (LxWxHmm)	λ_P (nm)	V_F Typ (V)	V_F Max (V)	I_{e_Min} (mW/sr)	I_{e_Typ} (mW/sr)	Viewing Angle (°)
IR19-21C/TR8	1.6x0.8x0.8	940	1.2	1.5	0.2	0.7	150
SIR19-21C/TR8	1.6x0.8x0.8	875	1.3	1.6	0.2	0.5	145
HIR19-21C/L11/TR8	1.6x0.8x0.8	850	1.45	1.65	0.2	0.8	145
HIR19-21C/L289/TR8	1.6x0.8x0.8	850	1.4	1.7	1.0	1.85	145



UNIT : mm



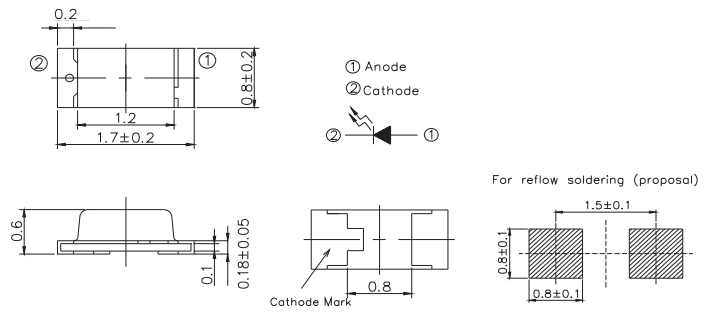
Product	Size (LxWxHmm)	λ_P (nm)	V_F Typ (V)	V_F Max (V)	I_{e_Min} (mW/sr)	I_{e_Typ} (mW/sr)	Viewing Angle (°)
IR19-217C/TR8	1.6x0.8x0.4	940	1.20	1.50	0.20	0.80	160

Infrared LED and Silicon Detector

Infrared LED and Silicon Detector | Emitter | SMD



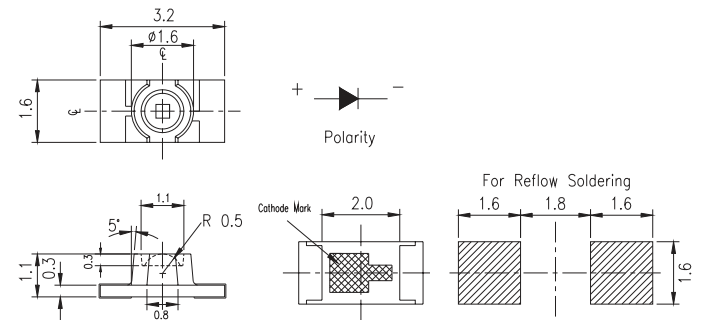
UNIT : mm




Product	Size (LxWxHmm)	λ_p (nm)	V_F Typ (V)	V_F Max (V)	I_{e_Min} (mW/sr)	I_{e_Typ} (mW/sr)	Viewing Angle (°)
IR19-315C/TR8	1.7x0.8x0.6	940	1.2	1.5	0.2	0.6	140
HIR19-315C/L289/TR8	1.7x0.8x0.6	850	1.40	1.70	1.00	1.80	125
SIR19-315C/TR8	1.7x0.8x0.6	870	1.35	1.70	1.00	1.30	140



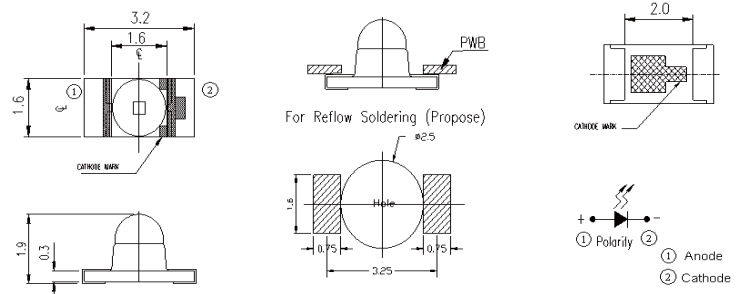
UNIT : mm



Product	Size (LxWxHmm)	λ_p (nm)	V_F Typ (V)	V_F Max (V)	I_{e_Min} (mW/sr)	I_{e_Typ} (mW/sr)	Viewing Angle (°)
IR25-21C/TR8	3.2x1.6x1.1	940	1.2	1.5	0.5	1.5	160
HIR25-21C/L423/TR8	3.2x1.6x1.1	850	1.45	1.65	3.0	5.5	70
HIR25-21C/L423/2T	3.2x1.6x1.1	850	1.6@50mA	2.0@50mA	3.0	5.5	70



UNIT : mm

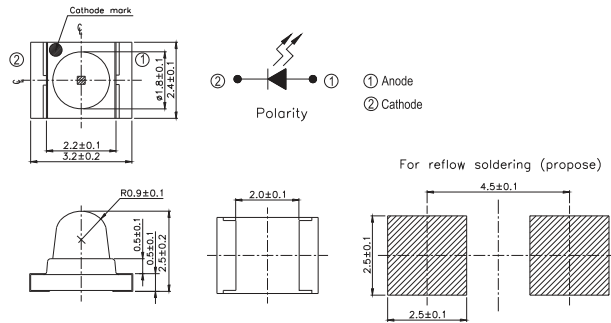


Product	Size (LxWxHmm)	λ_p (nm)	V_F Typ (V)	V_F Max (V)	I_{e_Min} (mW/sr)	I_{e_Typ} (mW/sr)	Viewing Angle (°)
IR26-21C/L110/TR8	3.2x1.6x1.9	940	1.2	1.5	1	3.0	20
HIR26-21C/L423/CT	3.2x1.6x1.9	855	1.45	1.7	14	25	20
HIR26-21C/L289/CT	3.2x1.6x1.9	850	1.4	1.7	10	17	20

Infrared LED and Silicon Detector | Emitter | SMD



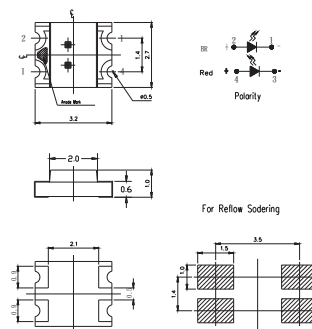
UNIT : mm



Product	Size (LxWxHmm)	λ_p (nm)	V_F Typ (V)	V_F Max (V)	I_e Min (mW/sr)	I_e Typ (mW/sr)	Viewing Angle (°)
IR42-21C/TR8	3.2x2.4x2.5	940	1.2	1.5	1	3	30
HIR42-21C/TR8	3.2x2.4x2.5	850	1.45	1.65	2	5	20
HIR42-21C/L289/TR8	3.2x2.4x2.5	850	1.4	1.6	11	30	20



UNIT : mm



Product	Size (LxWxHmm)	λ_p (nm)	V_F Typ (V)	V_F Max (V)	I_e Min (mW/sr)	I_e Typ (mW/sr)	Viewing Angle (°)
BR15-22C/L586/TR8	3.2x2.7x1	660/905	1.9/1.3	2.5/1.6	0.5/0.2	1.5/0.5	120
BR15-22C/L586/R/TR8	3.2x2.7x1	660/905	1.8/1.3	2.6/1.8	0.5/0.2	1.5/0.5	140
IRR15-22C/L491/TR8	3.2x2.7x1	660/940	1.9/1.3	2.5/1.7	1.0/1.0	2.3/2.1	120

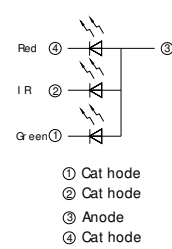
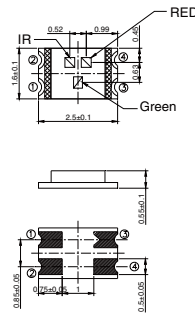
Infrared LED and Silicon Detector

Infrared LED and Silicon Detector | Emitter | SMD


Infrared LED and Silicon Detector



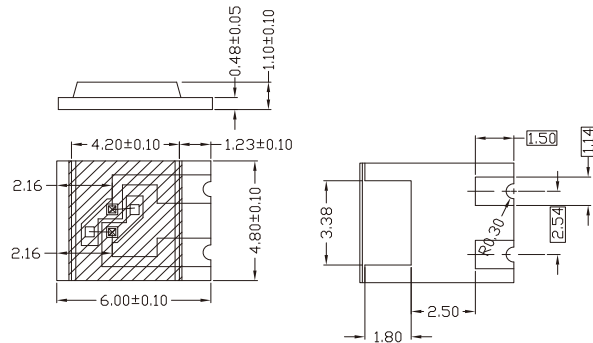
UNIT : mm



Product	Size (LxWxHmm)	λ_p (nm)	V_F Typ (V)	V_F Max (V)	I_e Min (mW/sr)	I_e Typ (mW/sr)	Viewing Angle (°)
IRRG25-16C/L491/TR8	2.5x1.6x0.55	525/660/940	3.0/1.9/1.3	3.5/2.3/1.7	1200mcd/150mcd/1.5	-	120



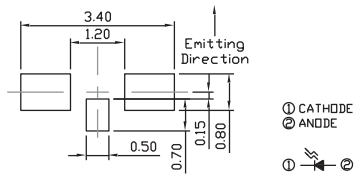
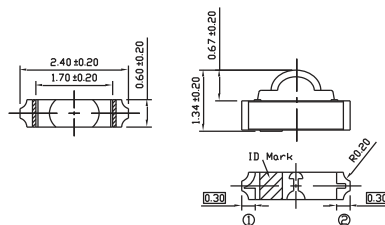
UNIT : mm



Product	Size (LxWxHmm)	λ_p (nm)	V_F Typ (V)	V_F Max (V)	I_e Min (mW/sr)	I_e Typ (mW/sr)	Viewing Angle (°)
IRR60-48C/TR8	6x4.8x1.1	660/905	2.1/1.4	2.5/1.6	1.0/0.5	2.3/1.0	140/130
IRR60-48C/L661/TR8	6x4.8x1.1	660/910	2.1/1.4	2.5/1.6	1.0/1.0	2.3/1.5	140/130




UNIT : mm

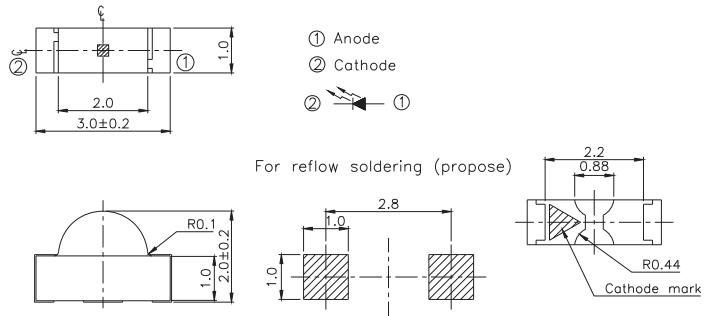


Product	Size (LxWxHmm)	λ_p (nm)	V_F Typ (V)	V_F Max (V)	I_e Min (mW/sr)	I_e Typ (mW/sr)	Viewing Angle (°)
IR12-206C/L268/TR8	2.4x0.6x1.34	940	1.2	1.4	0.8	1.5	160(X) 120(Y)
IR12-206C/L774/TR8	2.4x0.6x1.34	940	1.20	1.50	0.80	1.50	155(X) 140(Y)

Infrared LED and Silicon Detector | Emitter | SMD



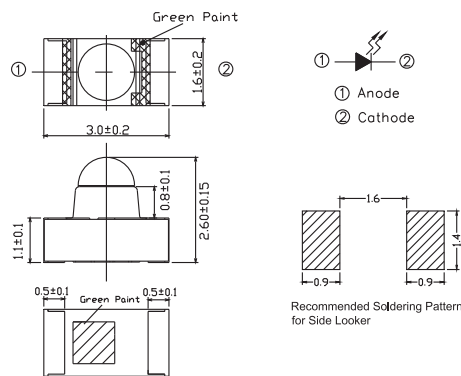
UNIT : mm



Product	Size (LxWxHmm)	λ_P (nm)	V_F Typ (V)	V_F Max (V)	I_{e_Min} (mW/sr)	I_{e_Typ} (mW/sr)	Viewing Angle (°)
IR12-21C/TR8	3x1x2	940	1.2	1.5	0.5	0.8	160
SIR12-21C/TR8	3x1x2	875	1.3	1.6	0.5	0.9	160
HIR12-21C/TR8	3x1x2	850	1.45	1.65	0.7	1.3	145



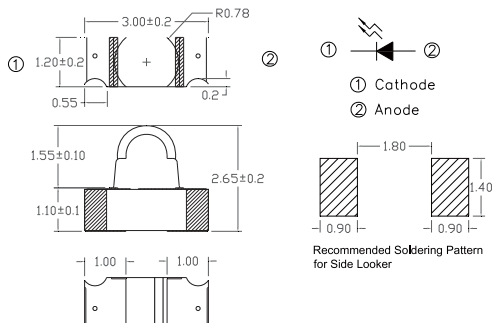
UNIT : mm



Product	Size (LxWxHmm)	λ_P (nm)	V_F Typ (V)	V_F Max (V)	I_{e_Min} (mW/sr)	I_{e_Typ} (mW/sr)	Viewing Angle (°)
IR26-51C/L110/TR8	3.0x1.6x2.6	940	1.2	1.5	2	4.5	20
IR26-51C/L746/TR8	3.0x1.6x2.6	940	1.25	1.50	4.00	-	20




UNIT : mm

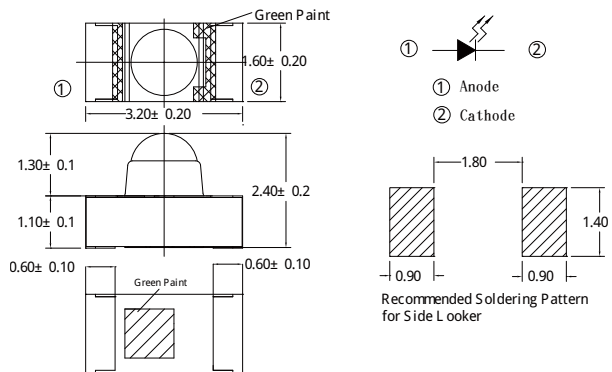


Product	Size (LxWxHmm)	λ_P (nm)	V_F Typ (V)	V_F Max (V)	I_{e_Min} (mW/sr)	I_{e_Typ} (mW/sr)	Viewing Angle (°)
IR26-61C/L746/TR8	3x1.2x2.65	940	1.25	1.5	4	8	20
IR26-61C/L745/TR8	3x1.2x2.65	940	1.20	1.5	13	20	25
IR26-61C/L675/TR8	3x1.2x2.65	940	1.2	1.5	4	8	40
IR26-61C/L786/R/TR8	3x1.2x2.65	940	1.30	1.50	10	20	20


Infrared LED and Silicon Detector | Emitter | SMD



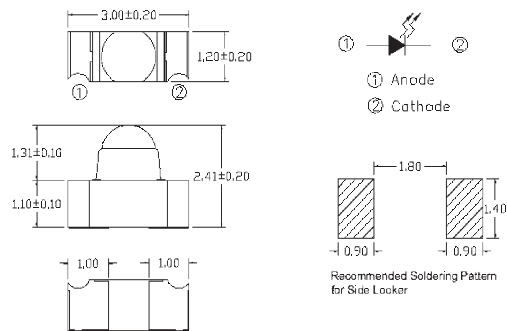
UNIT : mm



Product	Size (LxWxHmm)	λ_p (nm)	V_F Typ (V)	V_F Max (V)	I_e Min (mW/sr)	I_e Typ (mW/sr)	Viewing Angle (°)
IR26-71C/L746/TR8	3.2x1.6x2.4	940	1.25	1.5	2.0	4.5	45



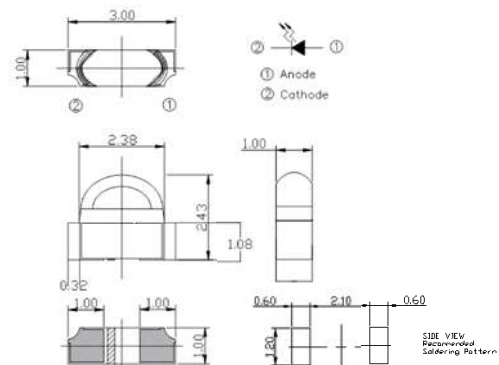
UNIT : mm



Product	Size (LxWxHmm)	λ_p (nm)	V_F Typ (V)	V_F Max (V)	I_e Min (mW/sr)	I_e Typ (mW/sr)	Viewing Angle (°)
IR26-71C/L447/S63/TR8	3.0x2.4x1.2	940	1.3	1.6	5	8.5	50



UNIT : mm

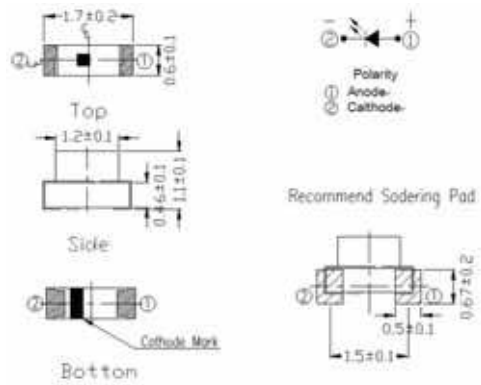


Product	Size (LxWxHmm)	λ_p (nm)	V_F Typ (V)	V_F Max (V)	I_e Min (mW/sr)	I_e Typ (mW/sr)	Viewing Angle (°)
IR26-91C/L510/2D	3x2.43x1	940	1.3	1.6	-	8	130(X)20(Y)
IR26-91C/L675/2D	3x2.43x1	940	1.2	1.6	-	3.5	120(X)45(Y)
IR26-91C/L710/2D	3x2.43x1	940	1.2	1.6	-	4	125(X)55(Y)

Infrared LED and Silicon Detector | Emitter | SMD



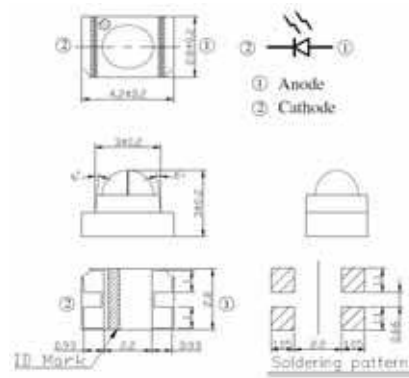
UNIT : mm




Product	Size (mm)	λ_p (nm)	V_F Typ (V)	V_F Max (V)	I_e Min (mW/sr)	I_e Typ (mW/sr)	Viewing Angle (°)
IR27-21C/TR8	1.7x0.6x1.1	940	1.20	1.50	0.20	0.80	150



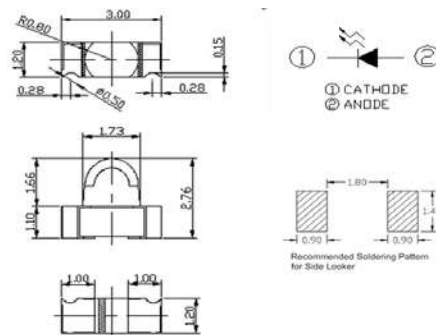
UNIT : mm



Product	Size (LxWxHmm)	λ_p (nm)	V_F Typ (V)	V_F Max (V)	I_e Min (mW/sr)	I_e Typ (mW/sr)	Viewing Angle (°)
IR28-01C/L491/2R	4.2x2.8x3	940	1.3	1.6	7	11	75(X) 40(Y)
IR28-01C/L698/2R	4.2x2.8x3	940	1.3	1.6	4	6	80(X) 40(Y)
IR28-01C/L710/2R	4.2x2.8x3	940	1.2	1.6	7	9.5	70(X) 40(Y)



UNIT : mm



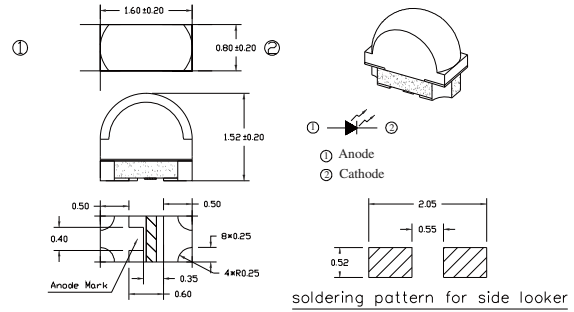
Product	Size (mm)	λ_p (nm)	V_F Typ (V)	V_F Max (V)	I_e Min (mW/sr)	I_e Typ (mW/sr)	Viewing Angle (°)
IR29-01C/L510/R/TR8	3x1.2x2.76	940	1.30	1.60	20.00	25.00	15

Infrared LED and Silicon Detector | Emitter | SMD

Infrared LED and Silicon Detector



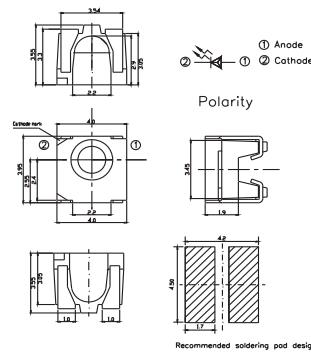
UNIT : mm



Product	Size (LxWxHmm)	λ_P (nm)	V_F Typ (V)	V_F Max (V)	I_{e_Min} (mW/sr)	I_{e_Typ} (mW/sr)	Viewing Angle (°)
HIR83-01B/TR8	1.6x0.8x1.52	850	1.4	1.7	2	5	100(X) 40(Y)
IR83-01C/L491/TR8	1.6x0.8x1.52	940	1.2	1.5	2	4	100(X) 40(Y)



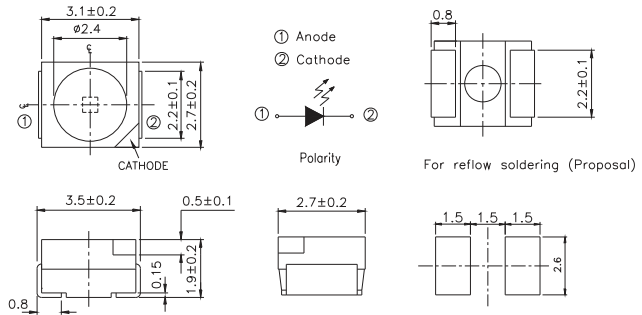
UNIT : mm



Product	Size (LxWxHmm)	λ_P (nm)	V_F Typ (V)	V_F Max (V)	I_{e_Min} (mW/sr)	I_{e_Typ} (mW/sr)	Viewing Angle (°)
IR57-21C/TR8	4x3.95x3.55	940	1.3	1.7	1	1.5	120
IR57-21C/L491/R/TR8	4x3.95x3.55	940	1.40	1.80	1.00	3.00	120



UNIT : mm

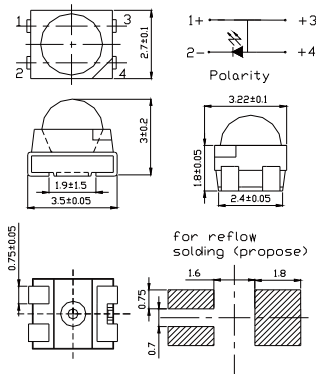


Product	Size (LxWxHmm)	λ_P (nm)	V_F Typ (V)	V_F Max (V)	I_{e_Min} (mW/sr)	I_{e_Typ} (mW/sr)	Viewing Angle (°)
HIR67-21C/L11/TR8	3.5x2.7x1.9	850	1.45	1.65	1	2	120
IR67-21C/TR8	3.5x2.7x1.9	940	1.2	1.5	1	1.5	120
SIR67-21C/TR8	3.5x2.7x1.9	875	1.3	1.6	0.5	1.1	120
HIR67-21C/L289/TR8	3.5x2.7x1.9	850	1.4	1.7	2	3	120

Infrared LED and Silicon Detector | Emitter | SMD



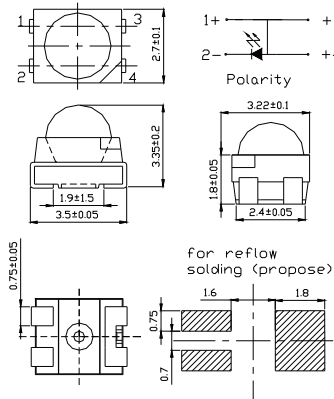
UNIT : mm



Product	Size (LxWxHmm)	λ_P (nm)	V_F Typ (V)	V_F Max (V)	I_{e_Min} (mW/sr)	I_{e_Typ} (mW/sr)	Viewing Angle (°)
HIR67-31AC/L638/TR8	3.5x2.7x3	850	2.85	3.3	8	15	60



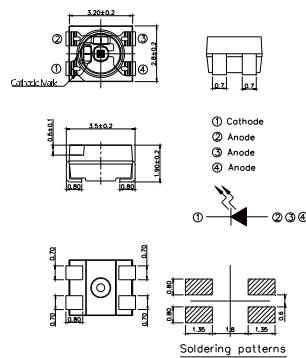
UNIT : mm



Product	Size (LxWxHmm)	λ_P (nm)	V_F Typ (V)	V_F Max (V)	I_{e_Min} (mW/sr)	I_{e_Typ} (mW/sr)	Viewing Angle (°)
HIR67-31JC/L638/TR8	3.5x2.7x3.35	850	2.85	3.3	13	20	35



UNIT : mm

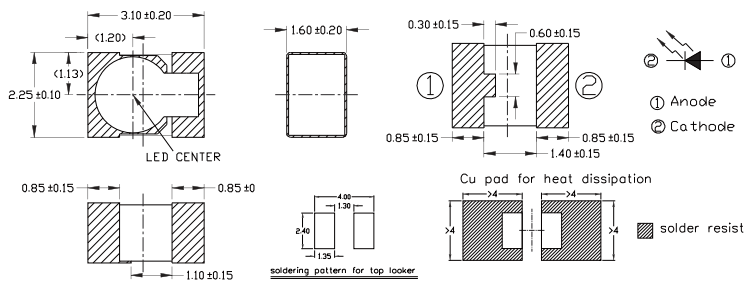


Product	Size (LxWxHmm)	λ_P (nm)	V_F Typ (V)	V_F Max (V)	I_{e_Min} (mW/sr)	I_{e_Typ} (mW/sr)	Viewing Angle (°)
IR67-41C/L491/TR8	3.5x2.7x1.9	940	1.30	1.60	1.10	1.30	20

Infrared LED and Silicon Detector | Emitter | SMD



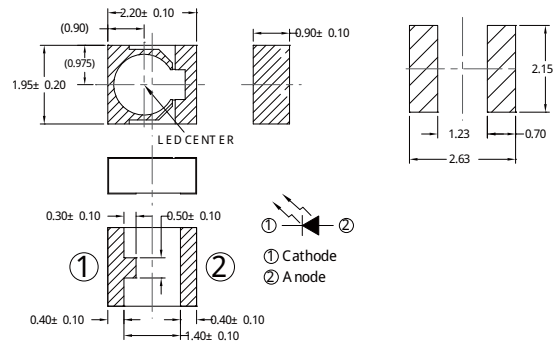
UNIT : mm



Product	Size (LxWxHmm)	λ_p (nm)	V_F Typ (V)	V_F Max (V)	I_e Min (mA)	I_e Typ (mA)	Viewing Angle (°)
HIR89-01C/1R	3.1x2.25x1.6	850	1.4	1.7	40@70mA	125(Max)	30
IR89-01C/L447/1R	3.1x2.25x1.6	940	1.75@100mA	2.2@100mA	40@70mA	60	30



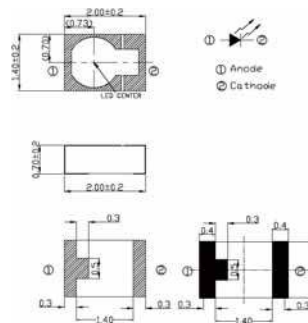
UNIT : mm



Product	Size (LxWxHmm)	λ_p (nm)	V_F Typ (V)	V_F Max (V)	I_e Min (mA)	I_e Typ (mA)	Viewing Angle (°)
HIR91-01C/L297/2T	2.2x1.95x0.9	850	1.4	1.7	25@70mA	40@70mA	40
IR91-01C/L491/2R	2.2x1.95x0.9	940	1.4	1.7	25@70mA	50@70mA	40



UNIT : mm

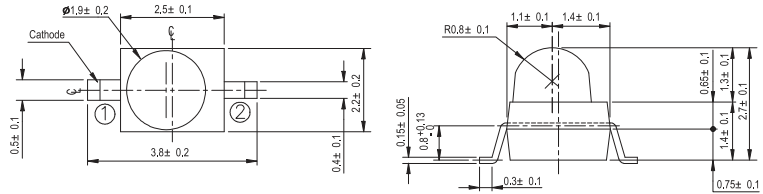


Product	Size (LxWxHmm)	λ_p (nm)	V_F Typ (V)	V_F Max (V)	I_e Min (mA)	I_e Typ (mA)	Viewing Angle (°)
IR92-01C/L491/2R	2.0x1.4x0.7	940	1.30	1.70	-	8.00	45
IR92-01C/L735/2R	2.0x1.4x0.7	940	1.40	1.80	7.00	10.00	25

Infrared LED and Silicon Detector | Emitter | SMD



UNIT : mm

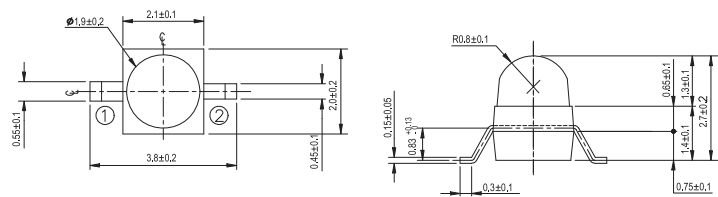


- ① Cathode
- ② Anode

Product	Size (LxWxHmm)	λ_p (nm)	V_F Typ (V)	V_F Max (V)	I_e Min (mW/sr)	I_e Typ (mW/sr)	Viewing Angle (°)
IR91-21C	2.5x2.2x2.7	940	1.2	1.5	3	5	25
IR91-21C/TR7	2.5x2.2x2.7	940	1.2	1.5	3	5	25
IR91-21C/TR10	2.5x2.2x2.7	940	1.2	1.5	3	5	25
SIR91-21C/TR7	2.5x2.2x2.7	875	1.3	1.6	3	5	20




UNIT : mm



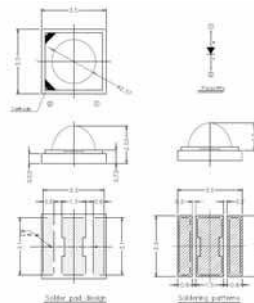
- ① Cathode
- ② Anode

Product	Size (LxWxHmm)	λ_p (nm)	V_F Typ (V)	V_F Max (V)	I_e Min (mW/sr)	I_e Typ (mW/sr)	Viewing Angle (°)
IR95-21C/TR7	2.1x2x2.7	940	1.2	1.5	3	5	25
SIR95-21C/TR10	2.1x2x2.7	875	1.3	1.6	2	4	25
IR95-21C/L491/TR7	2.1x2x2.7	940	1.20	1.50	20.00	30.00	20

Infrared LED and Silicon Detector | Emitter | High Power




UNIT : mm



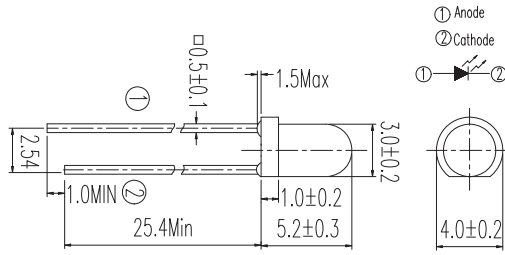
Product	Size (LxWxHmm)	λ_p (nm)	V_F Typ (V) (If = 350mA)	I_e Typ (mW/sr) (If = 350mA)	Power Typ (mW) (If = 350mA)	Viewing Angle (°)
HIR-C19D-1090/L708-P01/TR	3.5x3.5x2.36	850	1.7	110	270	90
IR-C19-N/L482-P01/TR	3.5x3.5x2.36	940	1.6	75	235	105
HIR-C19D-1N90/L649-P03/TR	3.5x3.5x2.36	850	3	200	500	90
IR-C19D-N90/L562-P03/TR	3.5x3.5x2.36	940	3.1	170	370	90
HIR-C19D-1N150/L649-P03/TR	3.5x3.5x1.52	850	3	100	400	150

Infrared LED and Silicon Detector

Infrared LED and Silicon Detector | Emitter | Lamp 3mm



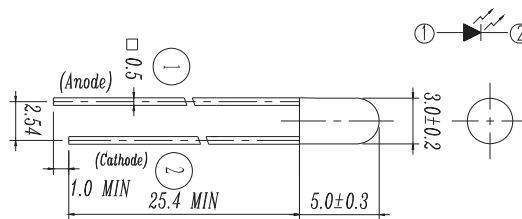
UNIT : mm



Product	Size (mm)	λ_p (nm)	V_F Typ (V)	V_F Max (V)	I_{e_Min} (mW/sr)	I_{e_Typ} (mW/sr)	Viewing Angle (°)
HIR204	3	850	1.45	1.65	7.8	17.6	25
HIR204/H0	3	850	1.45	1.65	4	8.9	40
HIR204C	3	850	1.45	1.65	7.8	17.6	25
HIR204C/H0	3	850	1.45	1.65	11	20	40
IR204-A	3	940	1.2	1.5	4	5.6	35
IR204/H16/L10	3	940	1.2	1.5	4	8	50
IR204/H60	3	940	1.2	1.5	4	7	50
IR204C-A	3	940	1.2	1.5	4	7.8	40
IR204C/H16/L10	3	940	1.2	1.5	2.8	5	50
SIR204-A	3	875	1.3	1.6	4	6.4	30
SIR204C	3	875	1.3	1.6	4	6.4	30



UNIT : mm

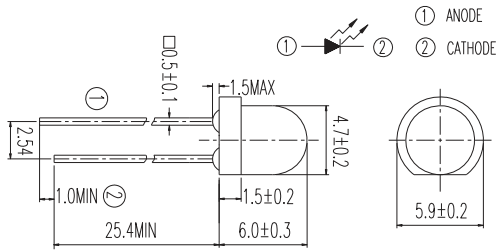


Product	Size (mm)	λ_p (nm)	V_F Typ (V)	V_F Max (V)	I_{e_Min} (mW/sr)	I_{e_Typ} (mW/sr)	Viewing Angle (°)
SIR234	3	875	1.3	1.6	5.6	9.3	30
HIR234C	3	850	1.45	1.65	7.8	15	30

Infrared LED and Silicon Detector | Emitter | Lamp 5mm



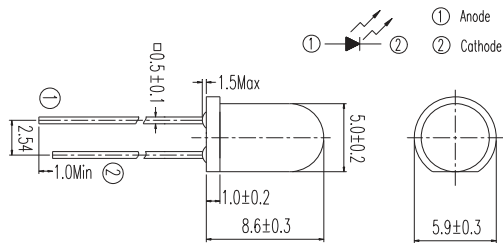
UNIT : mm



Product	Size (mm)	λ_P (nm)	V_F Typ (V)	V_F Max (V)	I_e Min (mW/sr)	I_e Typ (mW/sr)	Viewing Angle (°)
HIR323C	5	850	1.45	1.65	15	30	15
HIR323C/H0	5	850	1.45	1.65	7.8	11	30
IR323	5	940	1.2	1.5	5.6	7.8	30
IR323/H0-A	5	940	1.2	1.5	2	3.5	60



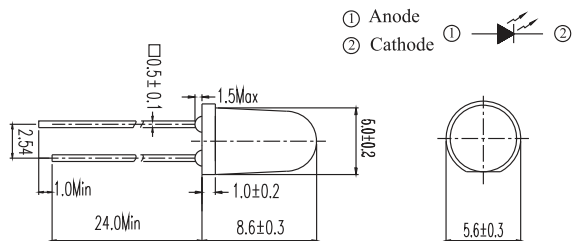
UNIT : mm



Product	Size (mm)	λ_P (nm)	V_F Typ (V)	V_F Max (V)	I_e Min (mW/sr)	I_e Typ (mW/sr)	Viewing Angle (°)
HIR333/H0	5	850	1.45	1.65	7.8	15	30
HIR333C/H0	5	850	1.45	1.65	7.8	15	30
IR333-A	5	940	1.2	1.5	7.8	20	20
IR333/H0	5	940	1.2	1.5	5.6	7.8	40
IR333/H0/L10	5	940	1.2	1.5	11	20	40
IR333C	5	940	1.2	1.5	7.8	15	20
IR333C/H0/L10	5	940	1.2	1.5	7.8	10	40
IR333C/H2	5	940	1.2	1.5	7.8	15	30
SIR333-A	5	875	1.3	1.65	7.8	20	20
HIR7353-14B/L762	5	850	1.40	-	-	75.00	15




UNIT : mm

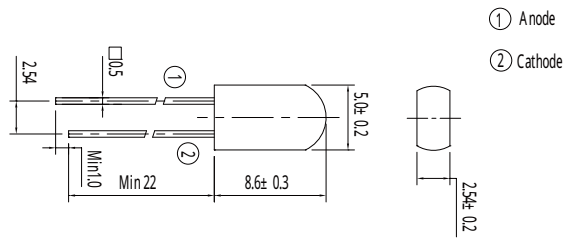


Product	Size (mm)	λ_P (nm)	V_F Typ (V)	V_F Max (V)	I_e Min (mW/sr)	I_e Typ (mW/sr)	Viewing Angle (°)
IR383	5	940	1.2	1.5	15	20	20
SIR383C	5	875	1.3	1.6	11	20	20
HIR383C/L289	5	850	1.45	1.65	--	140	18

Infrared LED and Silicon Detector | Emitter | Lamp 5mm



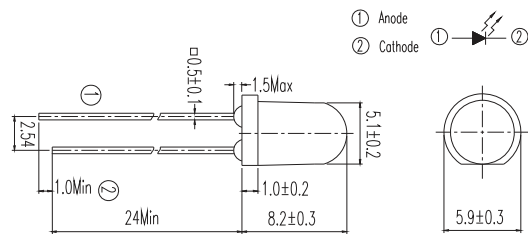
UNIT : mm



Product	Size (mm)	λ_P (nm)	V_F Typ (V)	V_F Max (V)	I_e Min (mW/sr)	I_e Typ (mW/sr)	Viewing Angle (°)
IR533C	5	940	1.2	1.5	4	7.8	25



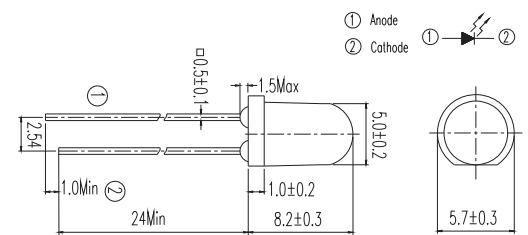
UNIT : mm



Product	Size (mm)	λ_P (nm)	V_F Typ (V)	V_F Max (V)	I_e Min (mW/sr)	I_e Typ (mW/sr)	Viewing Angle (°)
HIR7373B/L289	5	850	1.45	1.6	21	40	25
HIR7373C	5	850	1.45	1.65	7.8	15	40
IR7373C	5	940	1.2	1.5	5.6	12	45



UNIT : mm

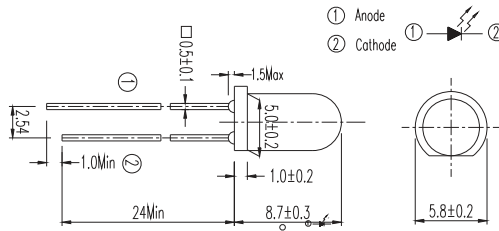


Product	Size (mm)	λ_P (nm)	V_F Typ (V)	V_F Max (V)	I_e Min (mW/sr)	I_e Typ (mW/sr)	Viewing Angle (°)
HIR7393B/L289	5	850	1.45	1.6	7.8	20	50
HIR7393C	5	850	1.45	1.65	7.8	15	45
IR7393C	5	940	1.2	1.5	4	6.5	55


Infrared LED and Silicon Detector | Emitter | Lamp 5mm



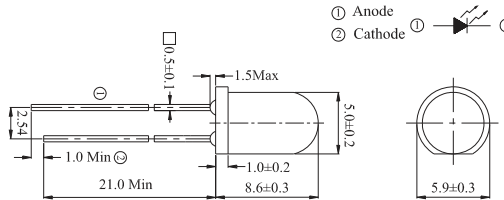
UNIT : mm



Product	Size (mm)	λ_P (nm)	V_F Typ (V)	V_F Max (V)	I_e Min (mW/sr)	I_e Typ (mW/sr)	Viewing Angle (°)
HIR8323/C16	5	850	1.45	1.65	20	30	30



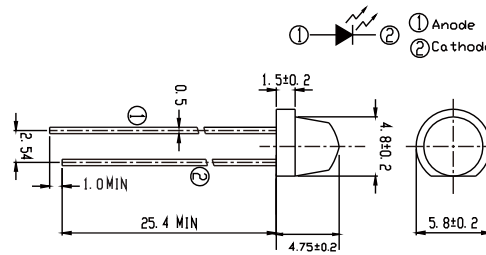
UNIT : mm



Product	Size (mm)	λ_P (nm)	V_F Typ (V)	V_F Max (V)	I_e Min (mW/sr)	I_e Typ (mW/sr)	Viewing Angle (°)
IR8353-14C	5	940	1.2	1.5	7.8	11	27~43



UNIT : mm

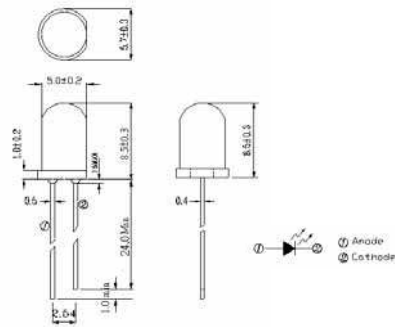


Product	Size (mm)	λ_P (nm)	V_F Typ (V)	V_F Max (V)	I_e Min (mW/sr)	I_e Typ (mW/sr)	Viewing Angle (°)
HIR7323C/L599	5	850	1.4@50mA	1.7@50mA	10@50mA	13@50mA	75

Infrared LED and Silicon Detector | Emitter | Lamp 5mm



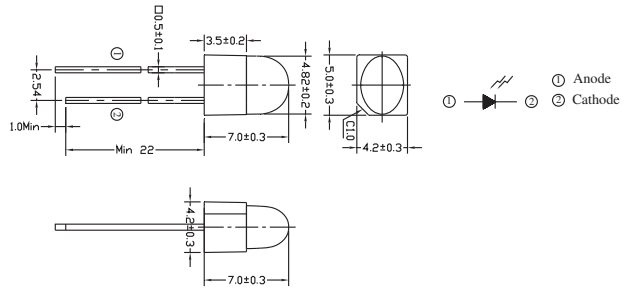
UNIT : mm



Product	Size (mm)	λ_P (nm)	V_F Typ (V)	V_F Max (V)	I_e Min (mW/sr)	I_e Typ (mW/sr)	Viewing Angle (°)
IR8394-20C	5	940	1.2	1.5	2.8	5	60



UNIT : mm

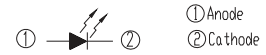
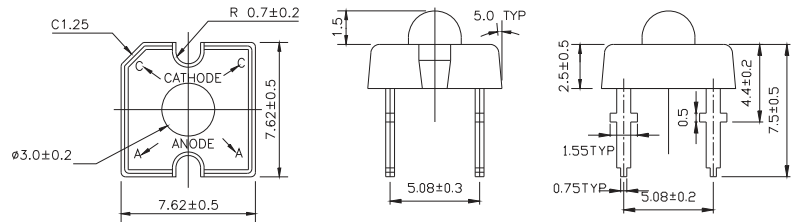


Product	Size (mm)	λ_P (nm)	V_F Typ (V)	V_F Max (V)	I_e Min (mW/sr)	I_e Typ (mW/sr)	Viewing Angle (°)
IR5443-14C/L527	5	940	1.2	1.5	4	9	60(X)30(Y)

Infrared LED and Silicon Detector | Emitter | Piranha



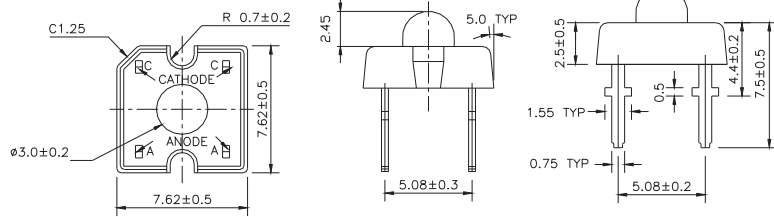
UNIT : mm



Product	Size (LxWxHmm)	λ_P (nm)	V_F Typ (V)	V_F Max (V)	I_{e_Min} (mW/sr)	I_{e_Typ} (mW/sr)	Viewing Angle (°)
HIR30-01C/S16	7.62x7.62x4	850	1.45	1.65	5.6	10	35



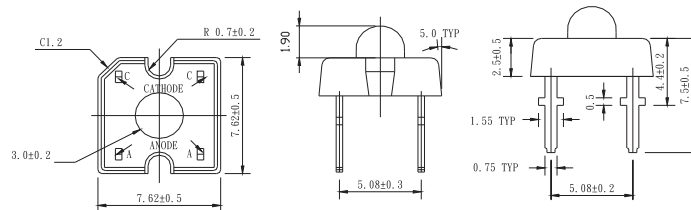
UNIT : mm



Product	Size (LxWxHmm)	λ_P (nm)	V_F Typ (V)	V_F Max (V)	I_{e_Min} (mW/sr)	I_{e_Typ} (mW/sr)	Viewing Angle (°)
HIR36-01C/S32	7.62x7.62x5	850	1.45	1.65	15	29	20



UNIT : mm

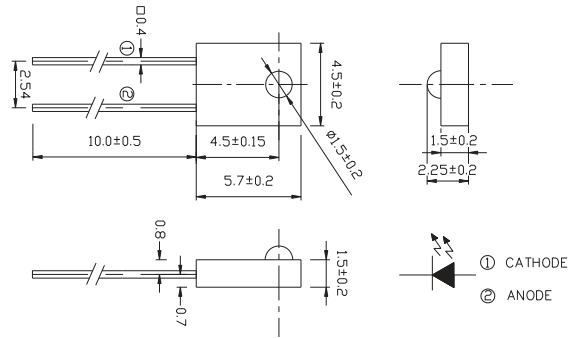


Product	Size (LxWxHmm)	λ_P (nm)	V_F Typ (V)	V_F Max (V)	I_{e_Min} (mW/sr)	I_{e_Typ} (mW/sr)	Viewing Angle (°)
HIR38-01C	7.62x7.62x4.4	850	1.45	1.65	7.8	17	30

Infrared LED and Silicon Detector | Emitter | Side Look



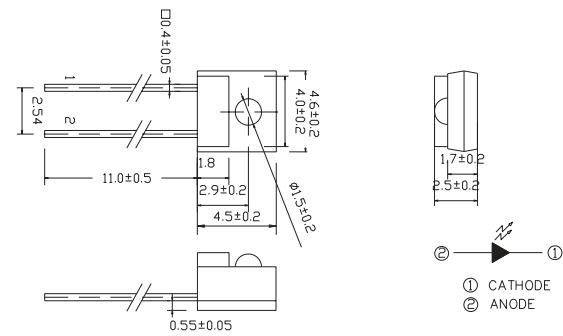
UNIT : mm



Product	Size (LxWxHmm)	λ_P (nm)	V_F Typ (V)	V_F Max (V)	I_{e_Min} (mW/sr)	I_{e_Typ} (mW/sr)	Viewing Angle (°)
IR908-7C-F	4.5x2.25x5.7	940	1.2	1.5	--	--	40



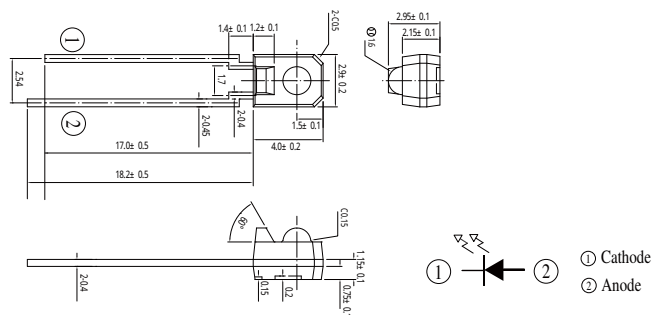
UNIT : mm



Product	Size (LxWxHmm)	λ_P (nm)	V_F Typ (V)	V_F Max (V)	I_{e_Min} (mW/sr)	I_{e_Typ} (mW/sr)	Viewing Angle (°)
IR928-6C-F	4.6x2.5x4.5	940	1.2	1.5	--	--	20



UNIT : mm

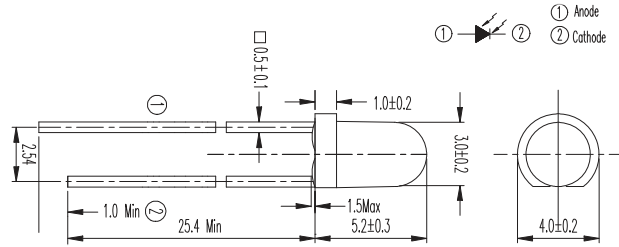


Product	Size (LxWxHmm)	λ_P (nm)	V_F Typ (V)	V_F Max (V)	I_{e_Min} (mW/sr)	I_{e_Typ} (mW/sr)	Viewing Angle (°)
IR968-8C	2.9x2.9x4	940	1.2	1.5	--	--	25

Infrared LED and Silicon Detector | Photo Diode | DIP



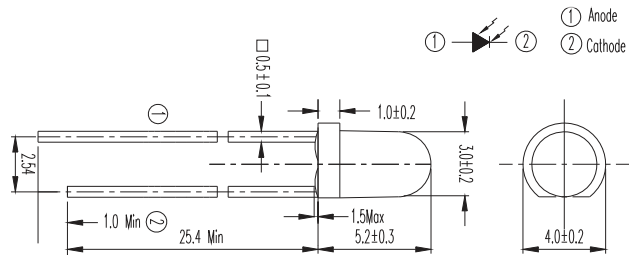
UNIT : mm



Product	Size (mm)	λ_p (nm)	I_L Min (μA)	I_L Typ (μA)	BVR_Min (V)	ID_Max (nA)
PD204-6C/L3	3	940	--	10	32	10



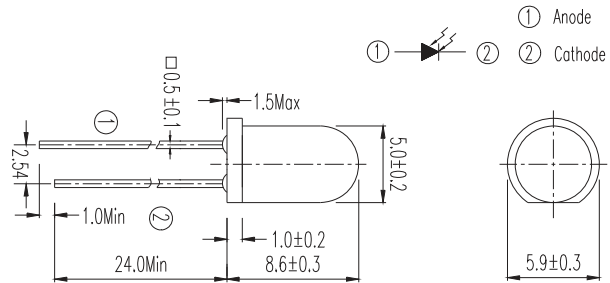
UNIT : mm



Product	Size (mm)	λ_p (nm)	I_L Min (μA)	I_L Typ (μA)	BVR_Min (V)	ID_Max (nA)
PD204-6B	3	940	1	3	32	10




UNIT : mm



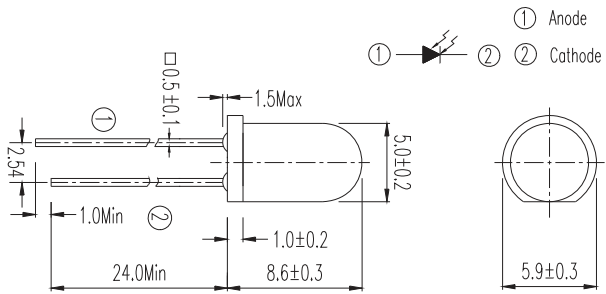
Product	Size (mm)	λ_p (nm)	I_L Min (μA)	I_L Typ (μA)	BVR_Min (V)	ID_Max (nA)
PD333-3C/H0/L2	5	940	36	40	32	30
PD333-3C/L793	5	940	20.00	35.00	30.00	10

Infrared LED and Silicon Detector


Infrared LED and Silicon Detector | Photo Diode | DIP



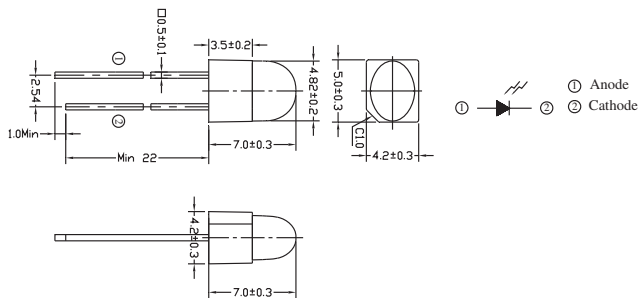
UNIT : mm



Product	Size (LxWxHmm)	λ_p (nm)	I_L _Min (μA)	I_L _Typ (μA)	BVR_Min (V)	ID_Max (nA)
PD333-3B/H0/L2	5	940	25	35	32	30



UNIT : mm

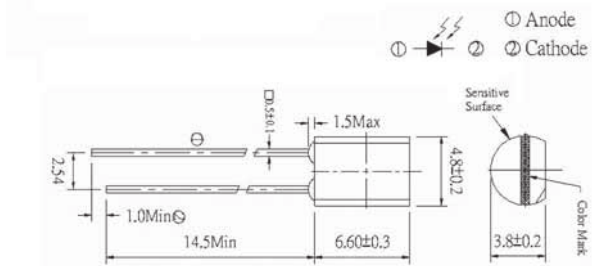


Product	Size (LxWxHmm)	λ_p (nm)	I_L _Min (μA)	I_L _Typ (μA)	BVR_Min (V)	ID_Max (nA)
PD5443-3B/L2	5	940	25	39	32	30

Infrared LED and Silicon Detector | Photo Diode | Side Look



UNIT : mm

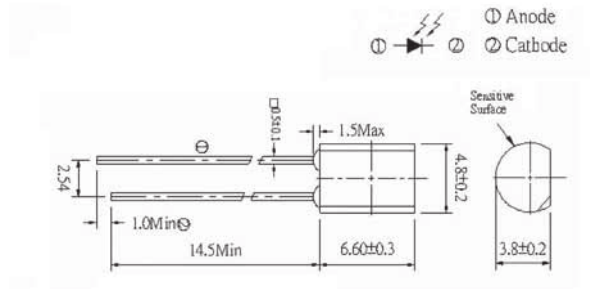


Product	Size (LxWxHmm)	λ_p (nm)	I_L Min (μA)	I_L Typ (μA)	Rise / Fall Time (ns)	BVR_Min.(V)	ID_Max (nA)
PD438C	4.8x3.8x6.6	940	10.2	18	50 / 50	32	30
PD438C/S46	4.8x3.8x6.6	940	10.2	18	50 / 50	32	30

Infrared LED and Silicon Detector | Photo Diode | Side Look



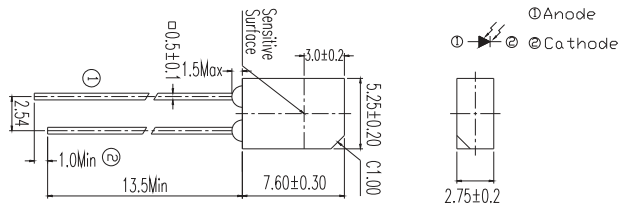
UNIT : mm



Product	Size (LxWxHmm)	λ_p (nm)	I_L Min (μA)	I_L Typ (μA)	Rise / Fall Time (ns)	BVR_Min.(V)	ID_Max (nA)
PD438B	4.8x3.8x6.6	940	10.2	18	50 / 50	32	30
PD438B/L1	4.8x3.8x6.6	940	2.6	4	10 / 10	32	10
PD438B/S46	4.8x3.8x6.6	940	10.2	18	50 / 50	32	30



UNIT : mm

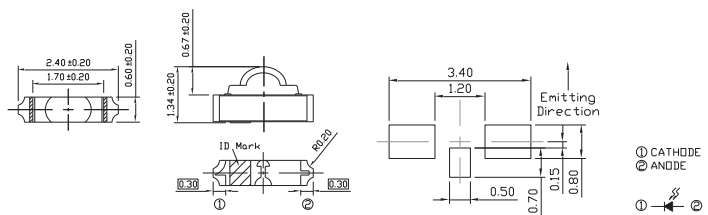


Product	Size (LxWxHmm)	λ_p (nm)	I_L Min (μA)	I_L Typ (μA)	Rise / Fall Time (ns)	BVR_Min.(V)	ID_Max (nA)
PD638B	5.2x2.75x7.6	940	10.2	18	50 / 50	32	30

Infrared LED and Silicon Detector | Photo Diode | SMD



UNIT : mm



Product	Size (LxWxHmm)	λ_p (nm)	I_L Min (μA)	I_L Typ (μA)	BVR_Min.(V)	ID_Max (nA)
PD12-206B/L512/TR8	2.4x0.6x1.34	875	--	0.7	33	10

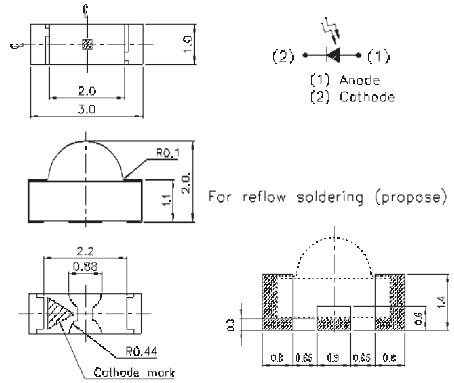
Infrared LED and Silicon Detector

Infrared LED and Silicon Detector | Photo Diode | SMD


Infrared LED and Silicon Detector



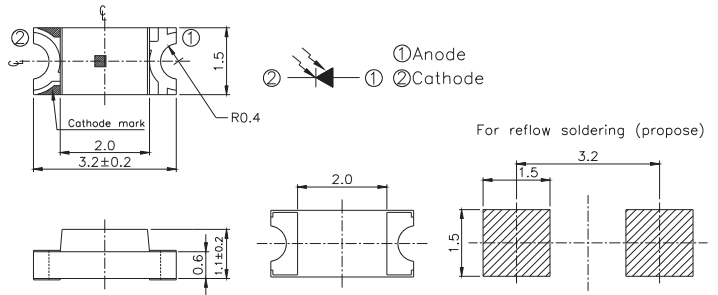
UNIT : mm




Product	Size (LxWxHmm)	λ_p (nm)	I_L Min (μA)	I_L Typ (μA)	BVR_Min.(V)	ID_Max (nA)
PD12-21B/L458/TR8	3x1x2	940	1.3	1.5	33	10



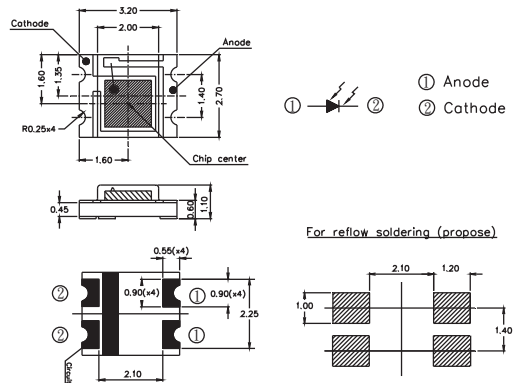
UNIT : mm



Product	Size (LxWxHmm)	λ_p (nm)	I_L Min (μA)	I_L Typ (μA)	BVR_Min.(V)	ID_Max (nA)
PD15-21B/TR8	3.2x1.5x1.1	940	0.2	0.8	32	10



UNIT : mm

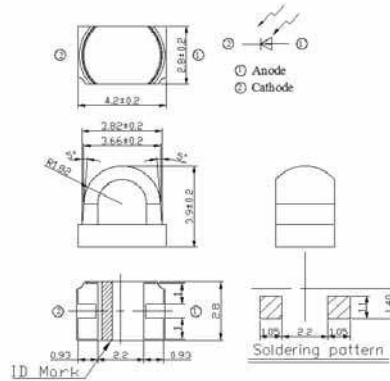


Product	Size (LxWxHmm)	λ_p (nm)	I_L Min (μA)	I_L Typ (μA)	BVR_Min.(V)	ID_Max (nA)
PD15-22C/TR8	3.2x2.7x1.1	940	4.2	6.5	32	10

Infrared LED and Silicon Detector | Photo Diode | SMD



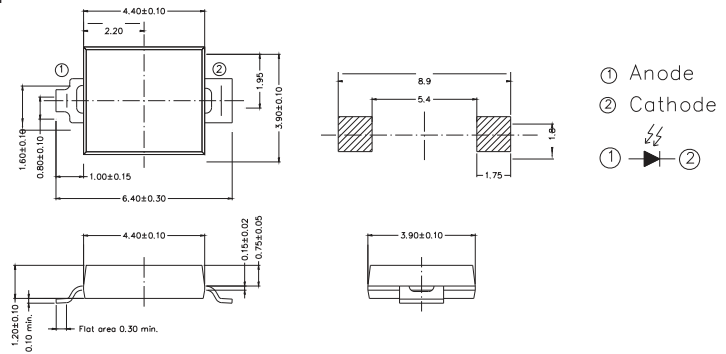
UNIT : mm



Product	Size (LxWxHmm)	λ_p (nm)	I_L Min (μA)	I_L Typ (μA)	BVR_Min.(V)	ID_Max (nA)
PD28-01B/L609/2R	4.2x2.8x3.9	940	20	25	32	30
PD28-01B/L598/2R	4.2x2.8x3.9	940	5	10	32	30



UNIT : mm



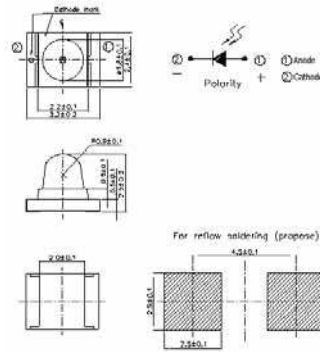
Product	Size (LxWxHmm)	λ_p (nm)	I_L Min (μA)	I_L Typ (μA)	BVR_Min.(V)	ID_Max (nA)
PD70-01B/TR7	4.4x3.9x1.2	940	17	25	32	30
PD70-01C/TR7	4.4x3.9x1.2	940	17	25	32	30
PD70-01C/L469/TR7	4.4x3.9x1.2	950	18@470nm	25@470nm	30	20@VR=30V

Infrared LED and Silicon Detector

Infrared LED and Silicon Detector | Photo Diode | SMD



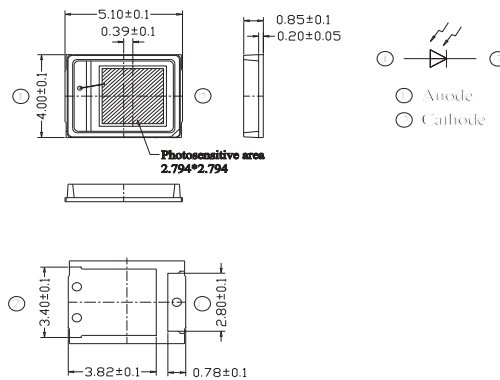
UNIT : mm




Product	Size (LxWxHmm)	λ_p (nm)	I_L Min (μA)	I_L Typ (μA)	BVR_Min.(V)	ID_Max (nA)
PD42-21B/TR8	3.2x2.4x2.6	940	2	4	32	10
PD42-21C/TR8	3.2x2.4x2.6	940	2	5	32	10



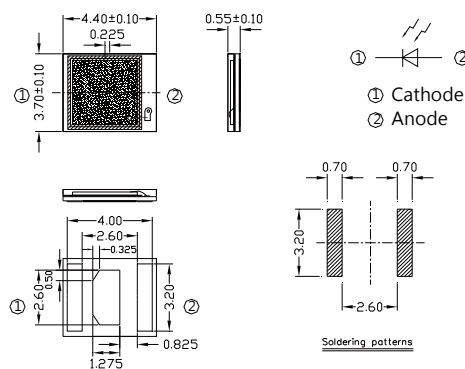
UNIT : mm



Product	Size (LxWxHmm)	λ_p (nm)	I_L Min (μA)	I_L Typ (μA)	BVR_Min.(V)	ID_Max (nA)
PD51-40C/TR8	5.1*4.0*0.85	940	20	30	32	10
PD51-40C/L665/TR8	5.1*4.0*0.85	620	19@525nm	23@525nm	32	10



UNIT : mm

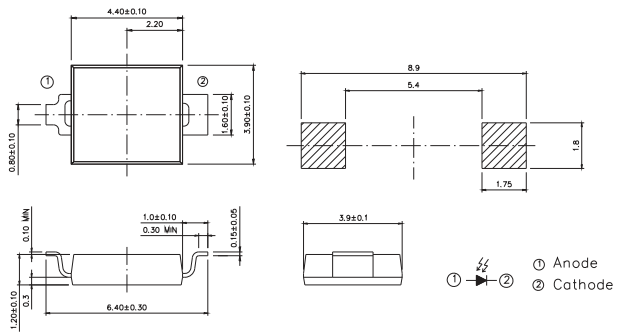


Product	Size (LxWxHmm)	λ_p (nm)	I_L Min (μA)	I_L Typ (μA)	BVR_Min.(V)	ID_Max (nA)
PD44-37C/L753/TR8	4.4x3.7x0.55	880	38.00	42.00	32.00	10

Infrared LED and Silicon Detector | Photo Diode | SMD



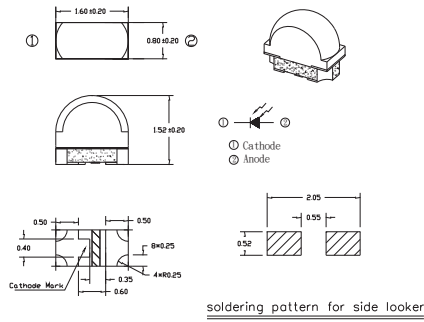
UNIT : mm



Product	Size (LxWxHmm)	λ_P (nm)	I_L Min (μA)	I_L Typ (μA)	BVR_Min.(V)	ID_Max (nA)
PD70-01B/TR10	4.4x3.9x1.2	940	17	25	32	30
PD70-01C/TR10	4.4x3.9x1.2	940	17	25	32	30



UNIT : mm



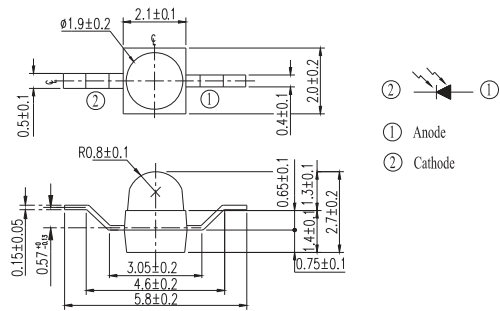
Product	Size (LxWxHmm)	λ_P (nm)	I_L Min (μA)	I_L Typ (μA)	BVR_Min.(V)	ID_Max (nA)
PD83-01B/L458/TR8	1.6x0.8x1.52	940	1.14	2.4	32	10

Infrared LED and Silicon Detector

Infrared LED and Silicon Detector | Photo Diode | SMD



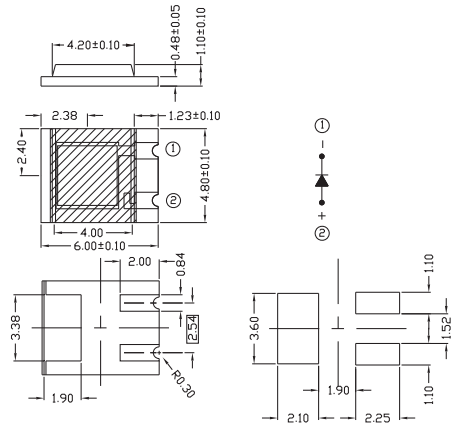
UNIT : mm



Product	Size (LxWxHmm)	λ_p (nm)	I_L Min (μA)	I_L Typ (μA)	BVR_Min.(V)	ID_Max (nA)
PD95-21B/TR10	2.1x2x2.7	940	1	4	32	10



UNIT : mm

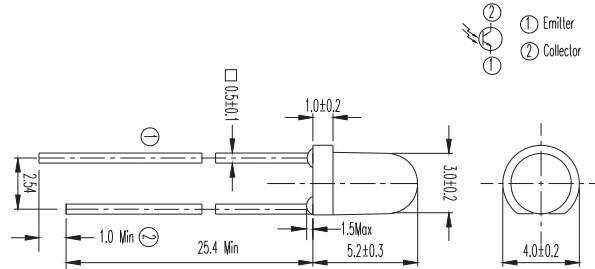


Product	Size (LxWxHmm)	λ_p (nm)	I_L Min (μA)	I_L Typ (μA)	BVR_Min (V)	ID_Max (nA)
PD60-48C/TR8	6x4.8x1.1	940	17	33.5	33	20

Infrared LED and Silicon Detector | Photo Transistor | DIP



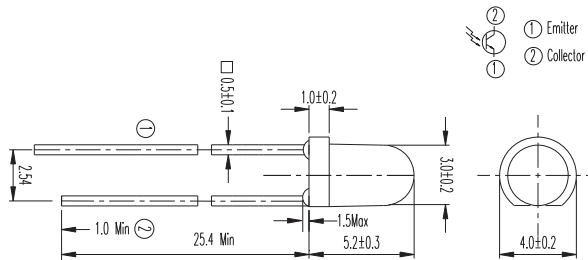
UNIT : mm



Product	Size (mm)	λ_P (nm)	$V_{CE(SAT_Max)}$ (V)	$I_{C(ON_Min)}$ (mA)	$I_{C(ON_Typ)}$ (mA)	$I_{C(ON_Max)}$ (mA)
PT204-6C	3	940	0.4	0.7	2	--



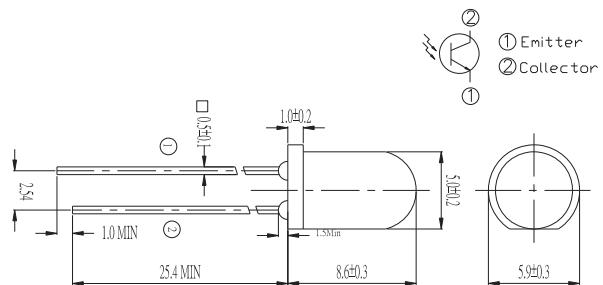
UNIT : mm



Product	Size (mm)	λ_P (nm)	$V_{CE(SAT_Max)}$ (V)	$I_{C(ON_Min)}$ (mA)	$I_{C(ON_Typ)}$ (mA)	$I_{C(ON_Max)}$ (mA)
PT204-6B	3	940	0.4	0.7	--	5.07



UNIT : mm



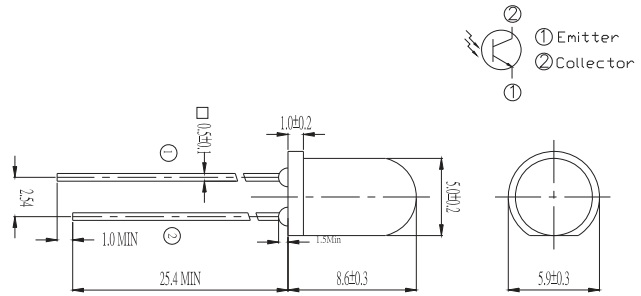
Product	Size (mm)	λ_P (nm)	$V_{CE(SAT_Max)}$ (V)	$I_{C(ON_Min)}$ (mA)	$I_{C(ON_Typ)}$ (mA)	$I_{C(ON_Max)}$ (mA)
PT333-3C	5	940	0.4	0.7	4	--

Infrared LED and Silicon Detector

Infrared LED and Silicon Detector | Photo Transistor | DIP



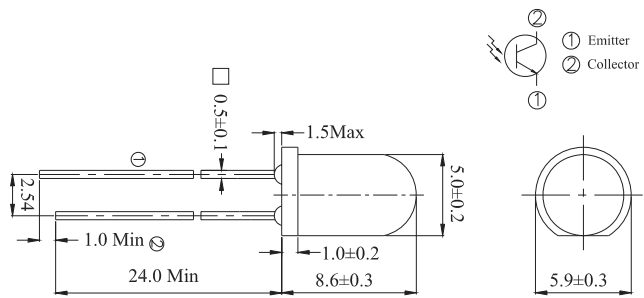
UNIT : mm



Product	Size (mm)	λ_P (nm)	$V_{CE(SAT_Max)}$ (V)	$I_{C(ON_Min)}$ (mA)	$I_{C(ON_Typ)}$ (mA)	$I_{C(ON_Max)}$ (mA)
PT333-3B	5	940	0.4	0.7	3	--



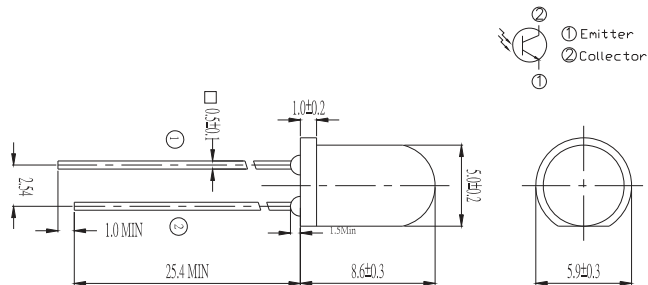
UNIT : mm



Product	Size (mm)	λ_P (nm)	$V_{CE(SAT_Max)}$ (V)	$I_{C(ON_Min)}$ (mA)	$I_{C(ON_Typ)}$ (mA)	$I_{C(ON_Max)}$ (mA)
PT334-6C	5	940	0.4	1.77	3.5	--



UNIT : mm

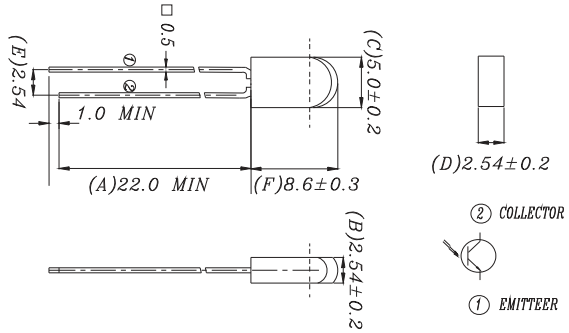


Product	Size (mm)	λ_P (nm)	$V_{CE(SAT_Max)}$ (V)	$I_{C(ON_Min)}$ (mA)	$I_{C(ON_Typ)}$ (mA)	$I_{C(ON_Max)}$ (mA)
PT334-6B	5	940	0.4	0.7	2	--

Infrared LED and Silicon Detector | Photo Transistor | DIP



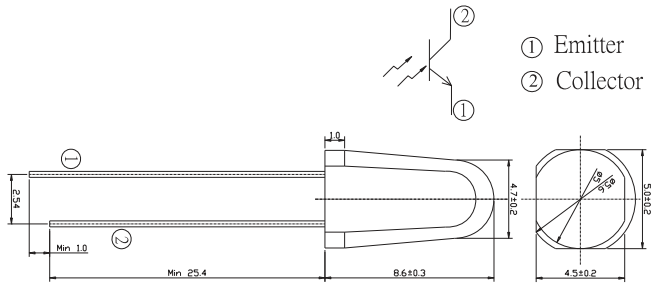
UNIT : mm



Product	Size (mm)	λ_P (nm)	$V_{CE(SAT_Max)}$ (V)	$I_{C(ON_Min)}$ (mA)	$I_{C(ON_Typ)}$ (mA)	$I_{C(ON_Max)}$ (mA)
PT534-6B	5	940	0.4	0.7	1.2	--



UNIT : mm

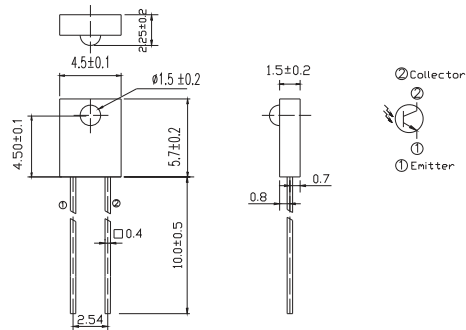


Product	Size (mm)	λ_P (nm)	$V_{CE(SAT_Max)}$ (V)	$I_{C(ON_Min)}$ (mA)	$I_{C(ON_Typ)}$ (mA)	$I_{C(ON_Max)}$ (mA)
PT1504-6B	5	940	0.4	1.77	4	--

Infrared LED and Silicon Detector | Photo Transistor | Side Look



UNIT : mm



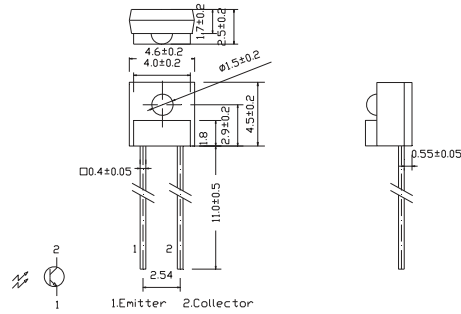
Product	Size (LxWxHmm)	λ_P (nm)	Rise / Fall Time (μs)	$V_{CE(SAT_Max)}$ (V)	$I_{C(ON_Min)}$ (mA)	$I_{C(ON_Typ)}$ (mA)	$I_{C(ON_Max)}$ (mA)
PT908-7B-F	4.5x2.25x5.7	940	15 / 15	0.4	0.8	--	5
PT908-7C-F	4.5x2.25x5.7	940	15 / 15	0.4	0.8	--	5

Infrared LED and Silicon Detector

Infrared LED and Silicon Detector | Photo Transistor | Side Look



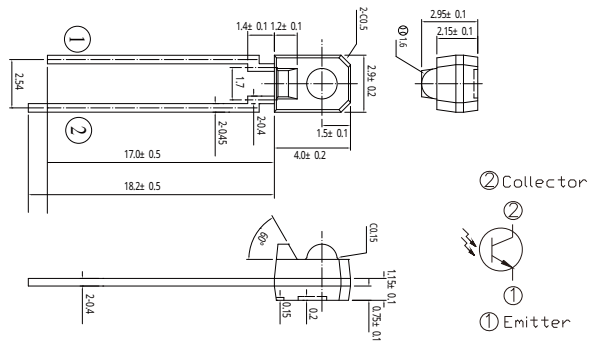
UNIT : mm



Product	Size (LxWxHmm)	λ_p (nm)	Rise / Fall Time (μ s)	$V_{CE(SAT_Max)}$ (V)	$I_{C(ON_Min)}$ (mA)	$I_{C(ON_Typ)}$ (mA)	$I_{C(ON_Max)}$ (mA)
PT928-6B-F	4.6x2.5x4.5	940	15 / 15	0.4	0.53	--	3.41
PT928-6C-F	4.6x2.5x4.5	940	15 / 15	0.4	0.53	--	3.41



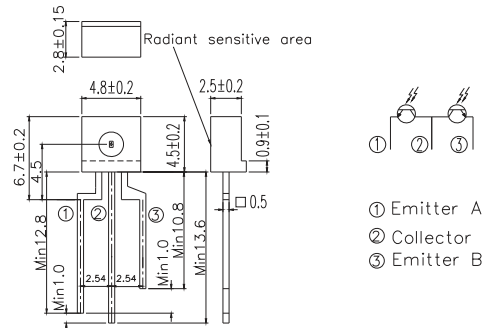
UNIT : mm



Product	Size (LxWxHmm)	λ_p (nm)	Rise / Fall Time (μ s)	$V_{CE(SAT_Max)}$ (V)	$I_{C(ON_Min)}$ (mA)	$I_{C(ON_Typ)}$ (mA)	$I_{C(ON_Max)}$ (mA)
PT968-8C	2.9x2.9x4	940	15 / 15	0.4	1.59	--	3.41



UNIT : mm

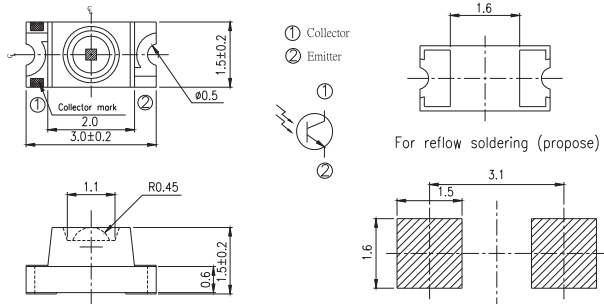


Product	Size (LxWxHmm)	λ_p (nm)	Rise / Fall Time (μ s)	$V_{CE(SAT_Max)}$ (V)	$I_{C(ON_Min)}$ (mA)	$I_{C(ON_Typ)}$ (mA)	$I_{C(ON_Max)}$ (mA)
PT2559B/L2-F	4.8x2.8x4.5	940	15 / 15	0.4	0.129	--	1.085
PT2559B/L2/H2-F	4.8x2.8x4.5	940	15 / 15	0.4	0.129	--	1.085
PT5529B/L2-F	4.8x2.8x4.5	940	15 / 15	0.4	0.129	--	1.085
PT5529B/L2/H2-F	4.8x2.8x4.5	940	15 / 15	0.4	0.129	--	1.085


Infrared LED and Silicon Detector | Photo Transistor | SMD



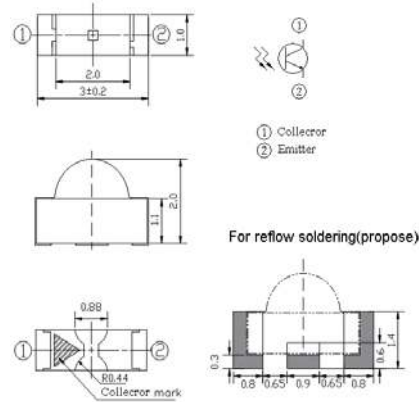
UNIT : mm



Product	Size (LxWxHmm)	λ_P (nm)	$V_{CE(SAT_Max)}$ (V)	$I_{C(ON_Min)}$ (mA)	$I_{C(ON_Typ)}$ (mA)	$I_{C(ON_Max)}$ (mA)
PT11-21C/L41/TR8	3x1.5x1.5	940	0.4	0.3	0.8	--



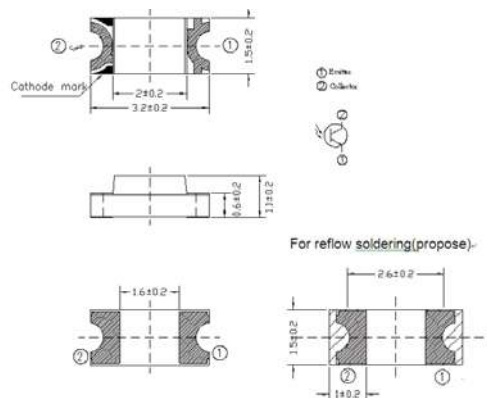
UNIT : mm



Product	Size (LxWxHmm)	λ_P (nm)	$V_{CE(SAT_Max)}$ (V)	$I_{C(ON_Min)}$ (mA)	$I_{C(ON_Typ)}$ (mA)	$I_{C(ON_Max)}$ (mA)
PT12-21B/TR8	3x1x2	940	0.4	0.3	--	--
PT12-21C/TR8	3x1x2	940	0.4	0.3	1.14	--
PT12-206B/L505/4G	2.4x0.6x1.34	880	0.40	0.30	0.60	--



UNIT : mm




Product	Size (LxWxHmm)	λ_P (nm)	$V_{CE(SAT_Max)}$ (V)	$I_{C(ON_Min)}$ (mA)	$I_{C(ON_Typ)}$ (mA)	$I_{C(ON_Max)}$ (mA)
PT15-21B/TR8	3.2x1.5x1.1	940	0.4	0.1	0.3	--
PT15-21C/TR8	3.2x1.5x1.1	940	0.4	0.1	0.3	--

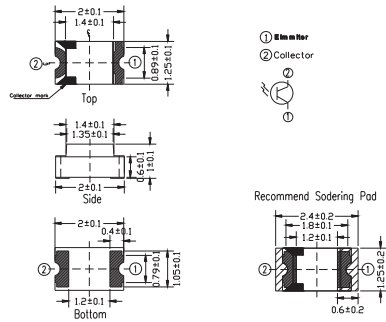
Infrared LED and Silicon Detector

Infrared LED and Silicon Detector | Photo Transistor | SMD


Infrared LED and Silicon Detector



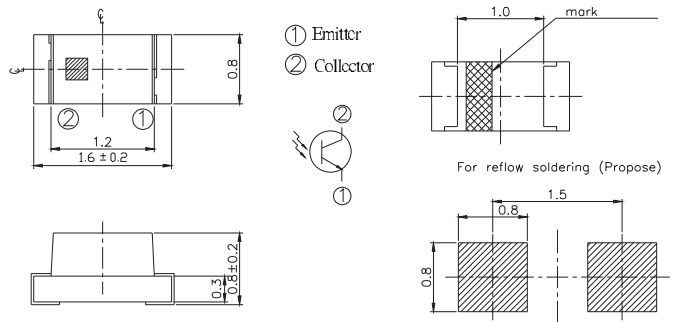
UNIT : mm



Product	Size (LxWxHmm)	λ_p (nm)	$V_{CE(SAT_Max)}$ (V)	$I_{C(ON_Min)}$ (mA)	$I_{C(ON_Typ)}$ (mA)	$I_{C(ON_Max)}$ (mA)
PT17-21B/L41/TR8	2x1.25x1.0	940	0.4	0.1	0.65	--
PT17-21C/L41/TR8	2x1.25x1.0	940	0.4	0.3	1	--



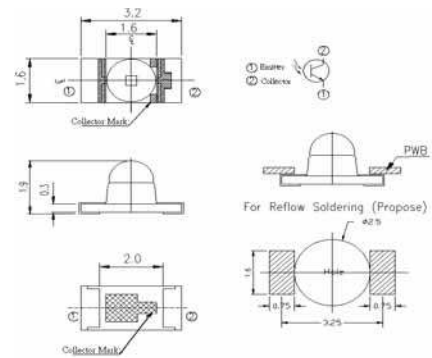
UNIT : mm



Product	Size (LxWxHmm)	λ_p (nm)	$V_{CE(SAT_Max)}$ (V)	$I_{C(ON_Min)}$ (mA)	$I_{C(ON_Typ)}$ (mA)	$I_{C(ON_Max)}$ (mA)
PT19-21B/L41/TR8	1.6x0.8x0.8	940	0.4	0.3	0.6	--
PT19-21C/L41/TR8	1.6x0.8x0.8	940	0.4	0.3	0.6	--



UNIT : mm

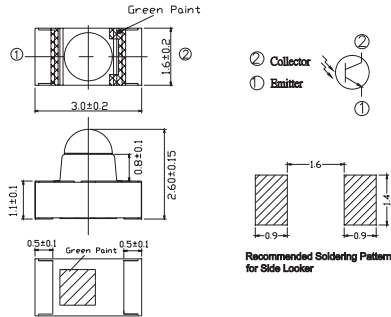


Product	Size (LxWxHmm)	λ_p (nm)	$V_{CE(SAT_Max)}$ (V)	$I_{C(ON_Min)}$ (mA)	$I_{C(ON_Typ)}$ (mA)	$I_{C(ON_Max)}$ (mA)
PT26-21B/TR8	3.2x1.6x1.9	940	0.4	--	2.6	--
PT26-21C/TR8	3.2x1.6x1.9	940	0.4	0.3	2.6	--


Infrared LED and Silicon Detector | Photo Transistor | SMD



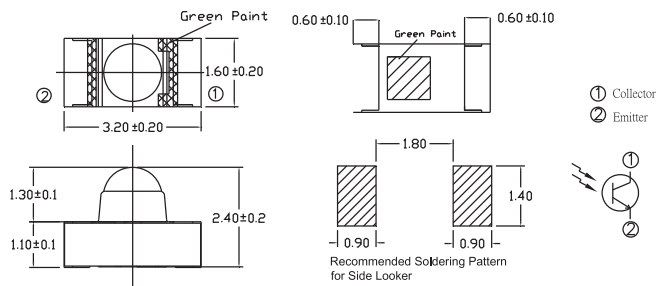
UNIT : mm



Product	Size (LxWxHmm)	λ_P (nm)	$V_{CE(SAT_Max)}$ (V)	$I_{C(ON_Min)}$ (mA)	$I_{C(ON_Typ)}$ (mA)	$I_{C(ON_Max)}$ (mA)
PT26-51B/TR8	3.0x1.6x2.6	940	0.4	--	1	--



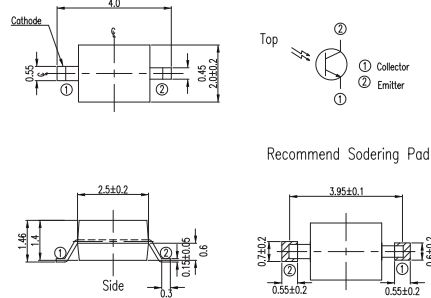
UNIT : mm



Product	Size (LxWxHmm)	λ_P (nm)	$V_{CE(SAT_Max)}$ (V)	$I_{C(ON_Min)}$ (mA)	$I_{C(ON_Typ)}$ (mA)	$I_{C(ON_Max)}$ (mA)
PT26-71B/TR8	3.2x1.6x2.4	920	0.4	1.14	3	--



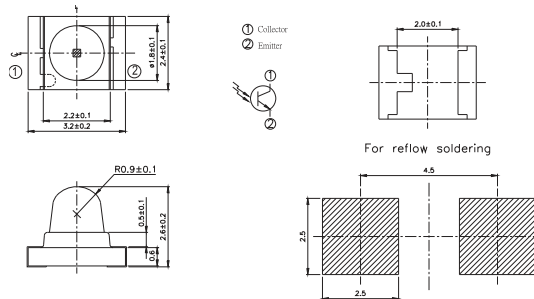
UNIT : mm



Product	Size (LxWxHmm)	λ_P (nm)	$V_{CE(SAT_Max)}$ (V)	$I_{C(ON_Min)}$ (mA)	$I_{C(ON_Typ)}$ (mA)	$I_{C(ON_Max)}$ (mA)
PT28-21B/TR8	2.5x2.0x1.4	940	0.4	0.1	0.3	-



UNIT : mm



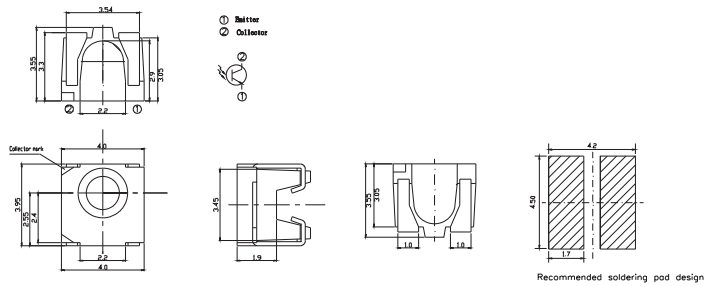
Product	Size (LxWxHmm)	λ_P (nm)	$V_{CE(SAT_Max)}$ (V)	$I_{C(ON_Min)}$ (mA)	$I_{C(ON_Typ)}$ (mA)	$I_{C(ON_Max)}$ (mA)
PT42-21B/TR8	3.2x2.4x2.6	940	0.4	1.77	3	--

Infrared LED and Silicon Detector


Infrared LED and Silicon Detector | Photo Transistor | SMD



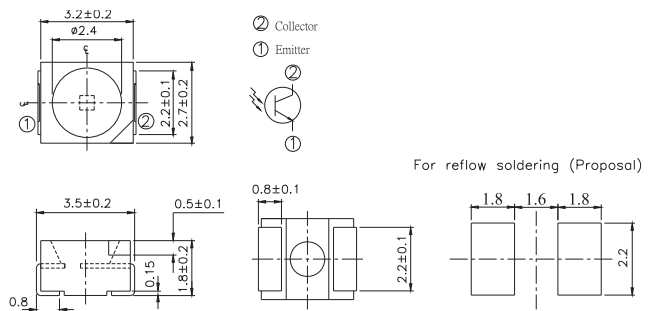
UNIT : mm



Product	Size (LxWxHmm)	λ_p (nm)	$V_{CE(SAT_Max)}$ (V)	$I_{C(ON_Min)}$ (mA)	$I_{C(ON_Typ)}$ (mA)	$I_{C(ON_Max)}$ (mA)
PT57-21B/TR8	4x3.95x3.55	940	0.4	0.4	0.8	5.0



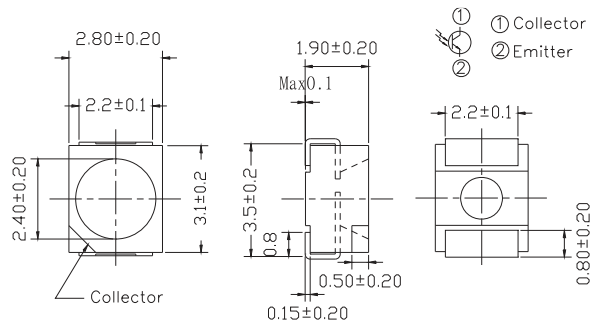
UNIT : mm



Product	Size (LxWxHmm)	λ_p (nm)	$V_{CE(SAT_Max)}$ (V)	$I_{C(ON_Min)}$ (mA)	$I_{C(ON_Typ)}$ (mA)	$I_{C(ON_Max)}$ (mA)
PT67-21B/C14/TR8	3.5x2.7x1.8	940	0.4	0.016	--	0.08



UNIT : mm

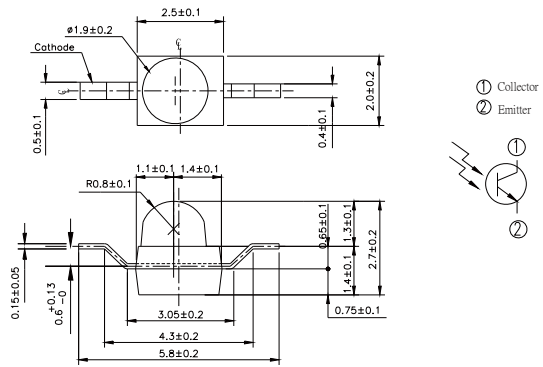


Product	Size (LxWxHmm)	λ_p (nm)	$V_{CE(SAT_Max)}$ (V)	$I_{C(ON_Min)}$ (mA)	$I_{C(ON_Typ)}$ (mA)	$I_{C(ON_Max)}$ (mA)
PT67-21C/L41/TR8	3.5x2.8x1.9	940	0.4	0.3	1	--

Infrared LED and Silicon Detector | Photo Transistor | SMD



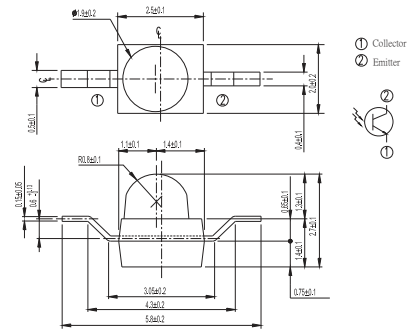
UNIT : mm



Product	Size (LxWxHmm)	λ_P (nm)	$V_{CE(SAT_Max)}$ (V)	$I_{C(ON_Min)}$ (mA)	$I_{C(ON_Typ)}$ (mA)	$I_{C(ON_Max)}$ (mA)
PT91-21B	2.5x2x2.7	940	0.4	1	3	--
PT91-21B/TR10	2.5x2x2.7	940	0.4	1	3	--
PT91-21B/TR7	2.5x2x2.7	940	0.4	1	3	--
PT91-21B/TR9	2.5x2x2.7	940	0.4	1	3	--



UNIT : mm



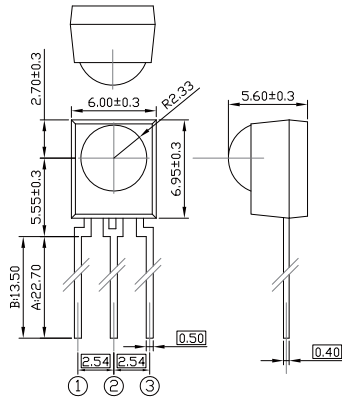
Product	Size (LxWxHmm)	λ_P (nm)	$V_{CE(SAT_Max)}$ (V)	$I_{C(ON_Min)}$ (mA)	$I_{C(ON_Typ)}$ (mA)	$I_{C(ON_Max)}$ (mA)
PT91-21C	2.5x2x2.7	940	0.4	1	1.5	--
PT91-21C/TR10	2.5x2x2.7	940	0.4	1	1.5	--
PT91-21C/TR7	2.5x2x2.7	940	0.4	1	1.5	--

Infrared LED and Silicon Detector

Infrared Receiver Module | DIP | Vout-GND-Vcc



UNIT : mm



IRM-36xx

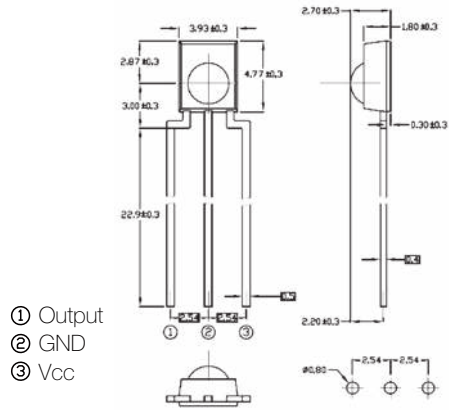
Product	Size (LxWxHmm)	λ_p (nm)	Carrier Freq. (KHz)	Supply Voltage (V)	I _{CC} Typ (mA)	L _{Center} (m)	L ₄₅ (m)
IRM-36xxT	8.25x6.0x5.6	940	36 / 38	2.7~5.5	0.45	14	6
IRM-36xxM	8.25x6.0x5.6	940	36 / 38	2.7~5.5	0.4	14	6
IRM-36xxM2	8.25x6.0x5.6	940	36 / 38 / 40	2.7~5.5	0.4	14	6
IRM-36xxM3	8.25x6.0x5.6	940	36 / 38 / 56	2.7~5.5	0.4	14	6
IRM-36xxM6	8.25x6.0x5.6	940	36 / 38	2.7~5.5	0.4	14	6
IRM-36xxJ2	8.25x6.0x5.6	940	36 / 38 / 40	2.7~5.5	0.4	14	6
IRM-36xxT-X	8.25x6.0x5.6	940	36 / 38	2.7~5.5	0.45	14	6
IRM-36xxM-X	8.25x6.0x5.6	940	36 / 38	2.7~5.5	0.4	14	6
IRM-36xxM2-X	8.25x6.0x5.6	940	36 / 38 / 40	2.7~5.5	0.4	14	6
IRM-36xxM3-X	8.25x6.0x5.6	940	36 / 38 / 56	2.7~5.5	0.4	14	6
IRM-36xxJ7	8.25x6.0x5.6	940	36 / 38	2.7~5.5	0.5	14	6
IRM-36xxZ3	8.25x6.0x5.6	940	36 / 38 / 40	3~5	0.4	14	6
IRM-36xxJ8	8.25x6.0x5.6	940	32 / 36 / 38 / 40	2.7~5.5	0.4	14	6
IRM-36xxJ9	8.25x6.0x5.6	940	32 / 36 / 38 / 40	4.5~5.5	0.6	14	6



Infrared Receiver Module | DIP | Vout-GND-Vcc




UNIT : mm



IRM-66xx

Product	Size (LxWxHmm)	λ_p (nm)	Carrier Freq. (KHz)	Supply Voltage (V)	I_{CC} Typ (mA)	L_{Center} (m)	L_{45} (m)
IRM-66xxT	5.87x3.93x2.7	940	36 / 38	2.7~5.5	1	14	6
IRM-66xxM	5.87x3.93x2.7	940	36 / 38	2.7~5.5	0.4	14	6
IRM-66xxM2	5.87x3.93x2.7	940	36 / 38 / 40	2.7~5.5	0.4	14	6
IRM-66xxM3	5.87x3.93x2.7	940	36 / 38 / 56	2.7~5.5	0.4	14	6
IRM-66xxJ	5.87x3.93x2.7	940	38	2.7~5.5	0.4	14	6
IRM-66XXJ2	5.87x3.93x2.7	940	36,38,40	2.7~5.5	0.4	8	5

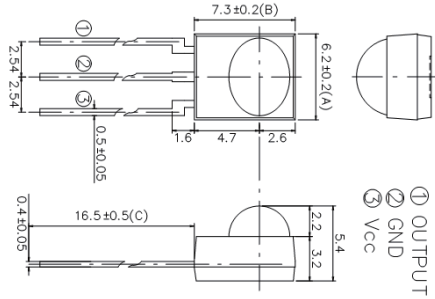


Infrared Receiver Module

Infrared Receiver Module | DIP | Vout-GND-Vcc



UNIT : mm



IRM-86xx

Product	Size (LxWxHmm)	λ_p (nm)	Carrier Freq. (KHz)	Supply Voltage (V)	I_{CC} Typ (mA)	L_{Center} (m)	L_{45} (m)
IRM-86xxM2	8.9x6.2x5.4	940	36 / 38 / 40	2.7~5.5	0.4	8	5

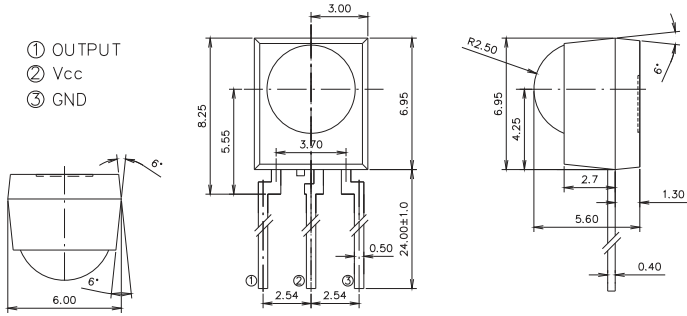


Infrared Receiver Module

Infrared Receiver Module | DIP | Vout-GND-Vcc



UNIT : mm



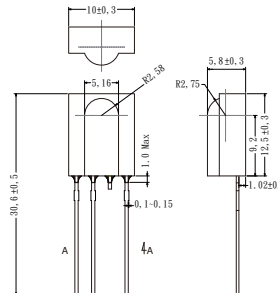
IRM-37xx

Product	Size (LxWxHmm)	λ_P (nm)	Carrier Freq. (KHz)	Supply Voltage (V)	I_{CC} Typ (mA)	L_{Center} (m)	L_{45} (m)
IRM-37xxT	8.25x6.0x5.6	940	36 / 38	2.7~5.5	0.45	14	6
IRM-37xxM	8.25x6.0x5.6	940	36 / 38	2.7~5.5	0.4	14	6
IRM-37xxM2	8.25x6.0x5.6	940	36 / 38 / 40	2.7~5.5	0.4	14	6
IRM-37xxM3	8.25x6.0x5.6	940	36 / 38 / 56	2.7~5.5	0.4	14	6

Infrared Receiver Module



UNIT : mm



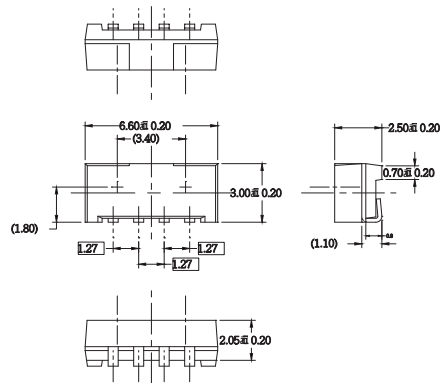
IRM-88xx

Product	Size (LxWxHmm)	λ_P (nm)	Carrier Freq. (KHz)	Supply Voltage (V)	I_{CC} Typ (mA)	L_{Center} (m)	L_{45} (m)
IRM-88xxM3	30.6x10x5.8	940	36 / 38 / 56	2.7~5.5	0.4	14	6

Infrared Receiver Module | SMD | Side -View



UNIT : mm



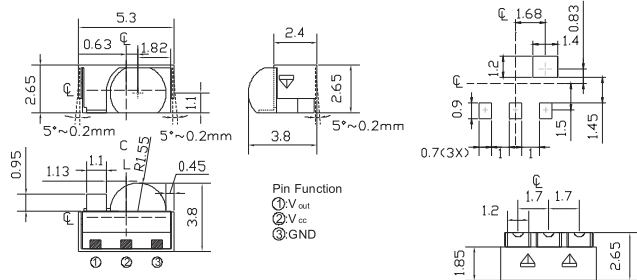
IRM-V3xx

Product	Size (LxWxHmm)	λ_p (nm)	Carrier Freq. (KHz)	Supply Voltage (V)	I_{CC} Typ (mA)	L_{Center} (m)	L_{45} (m)
IRM-V3xxM3	6.6x3x2.5	940	36 / 38 / 56	2.7~5.5	0.4	8	5

Infrared Receiver Module



UNIT : mm



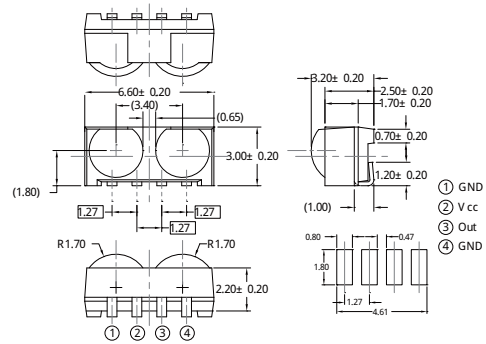
IRM-V5xx

Product	Size (LxWxHmm)	λ_p (nm)	Carrier Freq. (KHz)	Supply Voltage (V)	I_{CC} Typ (mA)	L_{Center} (m)	L_{45} (m)
IRM-V5xxT	5.3x3.8x2.65	940	36 / 38	2.7~5.5	0.4	8	5
IRM-V5xxM	5.3x3.8x2.65	940	36 / 38	2.7~5.5	0.4	8	5
IRM-V5xxM2	5.3x3.8x2.65	940	36 / 38 / 40	2.7~5.5	0.4	8	5
IRM-V5xxM3	5.3x3.8x2.65	940	36 / 38 / 56	2.7~5.5	0.4	8	5
IRM-V5xxJ2	5.3x3.8x2.65	940	36 / 38 / 40	2.7~5.5	0.53	8	5

Infrared Receiver Module | SMD | Side -View



UNIT : mm

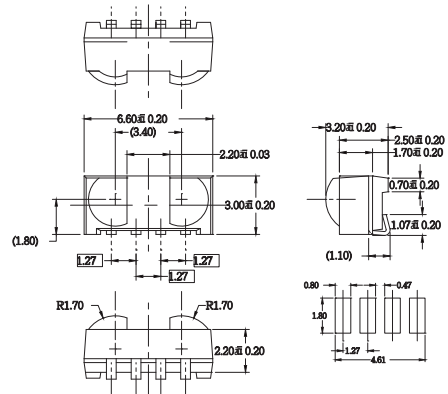


IRM-V8xx

Product	Size (LxWxHmm)	λ_p (nm)	Carrier Freq. (KHz)	Supply Voltage (V)	I_{CC} Typ (mA)	L_{Center} (m)	L_{45} (m)
IRM-V8xxT	6.6x3x3.2	940	36 / 38	2.7~5.5	0.45	8	5
IRM-V8xxM	6.6x3x3.2	940	36 / 38	2.7~5.5	0.4	8	5
IRM-V8xxM2	6.6x3x3.2	940	36 / 38 / 40	2.7~5.5	0.4	8	5
IRM-V8xxM3	6.6x3x3.2	940	36 / 38 / 56	2.7~5.5	0.4	8	5
IRM-V8xxJ	6.6x3x3.2	940	36 / 38	2.7~5.5	1	8	5
IRM-V8xxJ2	6.6x3x3.2	940	36 / 38 / 40	2.7~5.5	0.9	8	5
IRM-V8XXJ8	6.6x3x2.5	940	32 / 36 / 38 / 40	2.7~5.5	0.4	8	5
IRM-V8XXJ9	6.6x3x2.5	940	32 / 36 / 38 / 40	2.7~5.5	0.6	8	5
IRM-V8XXZ3	6.6x3x2.5	940	36 / 38 / 40	2.7~5.5	0.21	8	5



UNIT : mm



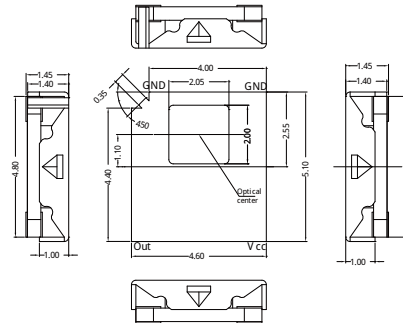
IRM-V8xx-C

Product	Size (LxWxHmm)	λ_p (nm)	Carrier Freq. (KHz)	Supply Voltage (V)	I_{CC} Typ (mA)	L_{Center} (m)	L_{45} (m)
IRM-V8xxM3-C	6.6x3x3.2	940	36 / 38 / 56	2.7~5.5	0.4	8	5
IRM-V8xxJ2-C	6.6x3x3.2	940	36 / 38 / 40	2.7~5.5	0.4	8	5

Infrared Receiver Module | SMD | Top -View



UNIT : mm



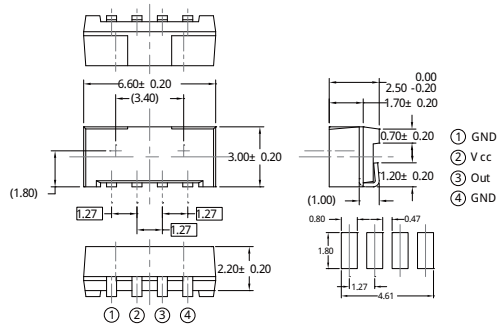
IRM-H2xx

Product	Size (LxWxHmm)	λ_p (nm)	Carrier Freq. (KHz)	Supply Voltage (V)	I_{CC} Typ (mA)	L_{Center} (m)	L_{45} (m)
IRM-H2xxT	5.1x4.6x1.45	940	36 / 38	2.7~5.5	0.4	8	5
IRM-H2xxM2	5.1x4.6x1.45	940	36 / 38 / 40	2.7~5.5	0.4	8	5
IRM-H2xxM3	5.1x4.6x1.45	940	36 / 38 / 56	2.7~5.5	0.4	8	5
IRM-H2XXJ2	5.1x4.6x1.45	940	36 / 38 / 40	2.7~5.5	0.4	8	5

Infrared Receiver Module



UNIT : mm



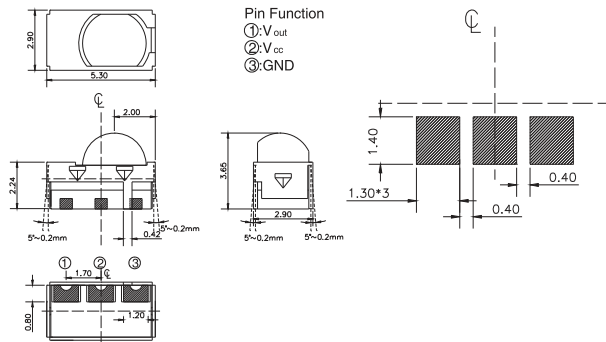
IRM-H3xx

Product	Size (LxWxHmm)	λ_p (nm)	Carrier Freq. (KHz)	Supply Voltage (V)	I_{CC} Typ (mA)	L_{Center} (m)	L_{45} (m)
IRM-H3xxM3	6.6x3x2.5	940	36 / 38 / 56	2.7~5.5	0.4	8	5
IRM-H3xxJ	6.6x3x2.5	940	38	2.7~5.5	1	8	5
IRM-H3XXJ8	6.6x3x2.5	940	32 / 36 / 38 / 40	2.7~5.5	0.4	8	5

Infrared Receiver Module | SMD | Top -View



UNIT : mm

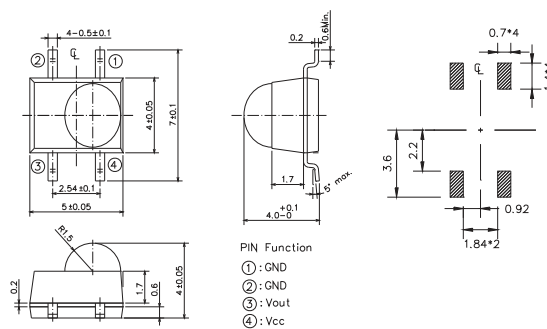


IRM-H5xx

Product	Size (LxWxHmm)	λ_p (nm)	Carrier Freq. (KHz)	Supply Voltage (V)	I _{CC} Typ (mA)	L _{Center} (m)	L ₄₅ (m)
IRM-H5xxT	5.3x2.9x3.65	940	36 / 38	2.7~5.5	0.4	8	5
IRM-H5xxM	5.3x2.9x3.65	940	36 / 38 / 40	2.7~5.5	0.4	8	5
IRM-H5xxM3	5.3x2.9x3.65	940	36 / 38 / 56	2.7~5.5	0.4	8	5



UNIT : mm



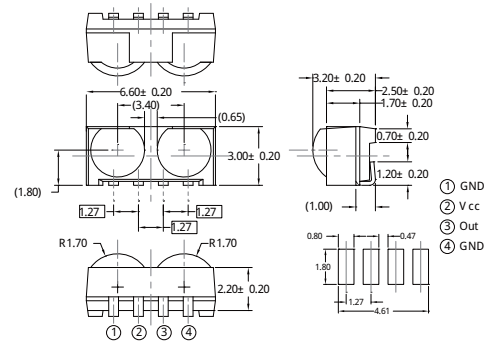
IRM-H6xx

Product	Size (LxWxHmm)	λ_p (nm)	Carrier Freq. (KHz)	Supply Voltage (V)	I _{CC} Typ (mA)	L _{Center} (m)	L ₄₅ (m)
IRM-H6xxT	5x4x4	940	36 / 38	2.7~5.5	1	8	5
IRM-H6xxM	5x4x4	940	36 / 38 / 40	2.7~5.5	0.4	8	5
IRM-H6xxM3	5x4x4	940	36 / 38 / 56	2.7~5.5	0.4	8	5
IRM-H6xxJ7	5x4x4	940	36 / 38 / 40	2.7~5.5	0.5	8	5

Infrared Receiver Module | SMD | Top -View



UNIT : mm



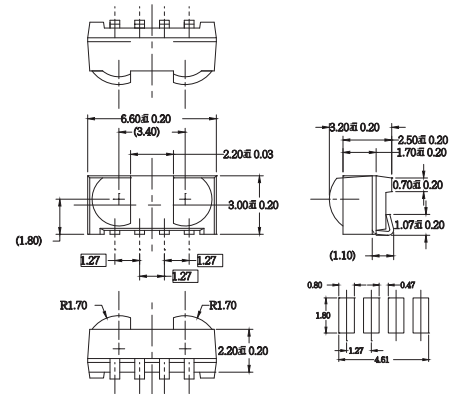
IRM-H8xx

Product	Size (LxWxHmm)	λ_p (nm)	Carrier Freq. (KHz)	Supply Voltage (V)	I_{CC} Typ (mA)	L_{Center} (m)	L_{45} (m)
IRM-H8xxM	6.6x3x3.2	940	36 / 38	2.7~5.5	0.4	8	5
IRM-H8xxM3	6.6x3x3.2	940	36 / 38 / 56	2.7~5.5	0.4	8	5
IRM-H8xxJ	6.6x3x3.2	940	36 / 38	2.7~5.5	1	8	5
IRM-H8XXJ8	6.6x3x3.2	940	32 / 36 / 38 / 40	2.7~5.5	0.4	8	5
IRM-H8XXJ9	6.6x3x3.2	940	32 / 36 / 38 / 40	2.7~5.5	0.6	8	5

Infrared Receiver Module



UNIT : mm



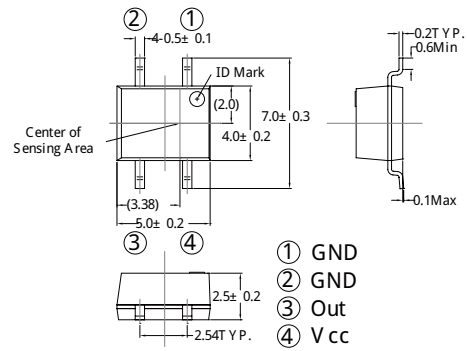
IRM-H8xx-C

Product	Size (LxWxHmm)	λ_p (nm)	Carrier Freq. (KHz)	Supply Voltage (V)	I_{CC} Typ (mA)	L_{Center} (m)	L_{45} (m)
IRM-H8xxM3-C	6.6x3x3.2	940	36 / 38 / 56	2.7~5.5	0.4	8	5
IRM-H8xxJ2-C	6.6x3x3.2	940	36 / 38 / 40	2.7~5.5	0.4	8	5

Infrared Receiver Module | Standard Burst | SMD



UNIT : mm



IRM-H9xx

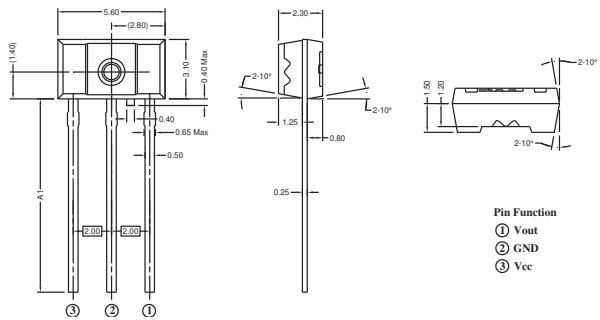
Product	Size (LxWxHmm)	λ_p (nm)	Carrier Freq. (KHz)	Supply Voltage (V)	I_{CC} Typ (mA)	L_{Center} (m)	L_{45} (m)
IRM-H9xxT	5x4x2.5	940	36 / 38	2.7~5.5	0.4	8	5
IRM-H9xxM3	5x4x2.5	940	36 / 38 / 56	2.7~5.5	0.4	8	5

Infrared Receiver Module

Optic-Fiber Device (Photo Link) | Receiver (PLR) Component



UNIT : mm

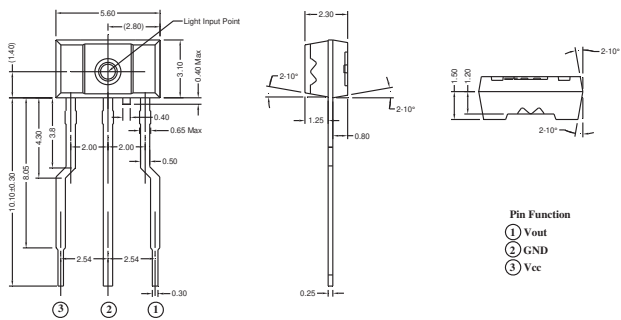


Pin Function
 ① Vout
 ② GND
 ③ Vcc

Product	Size (LxWxHmm)	Fiber Coupling Receiver Power_ Max (dBm)	Fiber Coupling Receiver Power_ Min (dBm)	Operation Voltage (V)	Plastic Holder	Trans - mission Speed (Mb/s)	L/F Thickness (mm)
PLR162	5.6x3.1x2.3	-14	-27	2.4~5.5	None	16	0.25
PLR262	5.6x3.1x2.3	-14	-27	2.4~5.5	None	25	0.25



UNIT : mm



Pin Function
 ① Vout
 ② GND
 ③ Vcc

Product	Size (LxWxHmm)	Fiber Coupling Receiver Power_ Max (dBm)	Fiber Coupling Receiver Power_ Min (dBm)	Operation Voltage (V)	Plastic Holder	Trans - mission Speed (Mb/s)	L/F Thickness (mm)
PLR162M	5.6x3.1x2.3	-14	-27	2.4~5.5	None	16	0.25

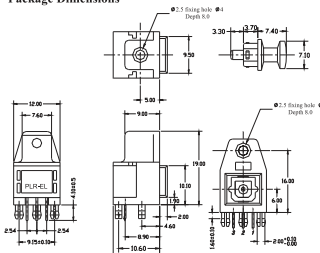
Optic-Fiber Device (Photo Link)

Optic-Fiber Device (Photo Link) | Receiver (PLR) Module



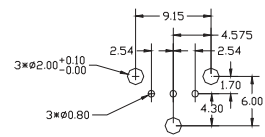
UNIT : mm

Package Dimensions



Notes: 1. All dimensions are in millimeters.
2. 0.3mm

PCB Layout for Electrical Circuit



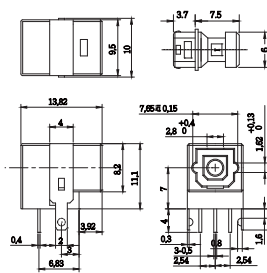
Notice:
1. Unit:mm
2. PCB tolerance:1.6mm

Pin Function: 1.Vout
2.GND
3.Vcc

Product	Size (LxWxHmm)	Fiber Coupling Receiver Power_ Max (dBm)	Fiber Coupling Receiver Power_ Min (dBm)	Operation Voltage (V)	Plastic Holder	Trans - mission Speed (Mb/s)	L/F Thickness (mm)
PLR135/T2	12.0x14.0x19.0	-14	-27	2.4~5.5	Yes	16	0.4



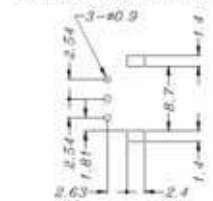
UNIT : mm



PIN FUNCTION
PLR135/T7
1.Vcc
2.GND
3.Vout
4.NC(No Connect)
5.NC(No Connect)

NOTICE:
1.All dimensions are in mm.
2.Unspecified tolerance is ±0.30mm.

PCB Layout for Electrical Circuit

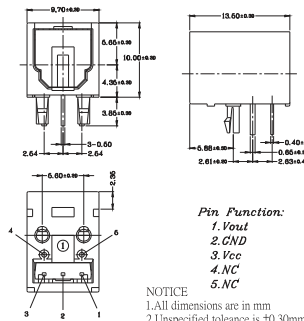


Notice:
1. Unit:mm
2. PCB tolerance:1.6mm

Product	Size (LxWxHmm)	Fiber Coupling Receiver Power_ Max (dBm)	Fiber Coupling Receiver Power_ Min (dBm)	Operation Voltage (V)	Plastic Holder	Trans - mission Speed (Mb/s)	L/F Thickness (mm)
PLR135/T7	10.0x13.82x11.1	-14	-27	2.4~5.5	Yes	16	0.4



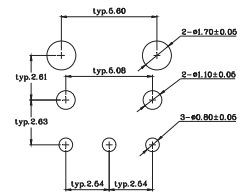
UNIT : mm



Pin Function:
1.Vout
2.GND
3.Vcc
4.NC
5.NC

NOTICE
1.All dimensions are in mm
2.Unspecified tolerance is ±0.30mm

PCB Layout for Electrical Circuit



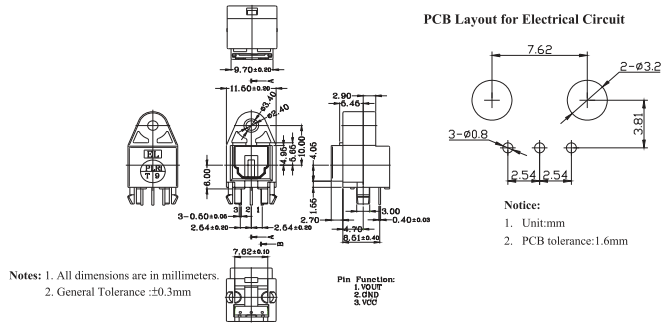
Notice:
1. Unit:mm
2. PCB tolerance:1.6mm

Product	Size (LxWxHmm)	Fiber Coupling Receiver Power_ Max (dBm)	Fiber Coupling Receiver Power_ Min (dBm)	Operation Voltage (V)	Plastic Holder	Trans - mission Speed (Mb/s)	L/F Thickness (mm)
PLR135/T8	9.7x13.5x10	-14	-27	2.4~5.5	Yes	16	0.4

Optic-Fiber Device (Photo Link) | Receiver (PLR) Module



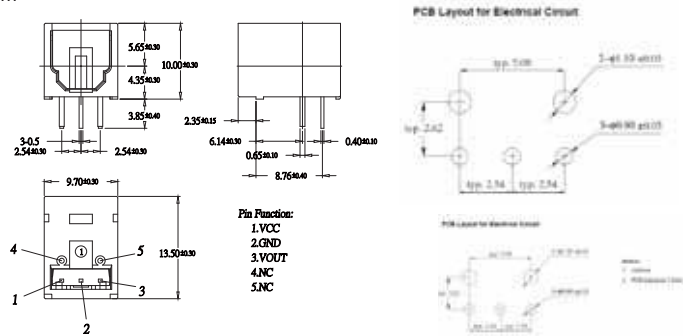
UNIT : mm



Product	Size (LxWxHmm)	Fiber Coupling Receiver Power_ Max (dBm)	Fiber Coupling Receiver Power_ Min (dBm)	Operation Voltage (V)	Plastic Holder	Trans - mission Speed (Mb/s)	L/F Thickness (mm)
PLR135/T9	11.5x14x20	-14	-27	2.4~5.5	Yes	16	0.4



UNIT : mm



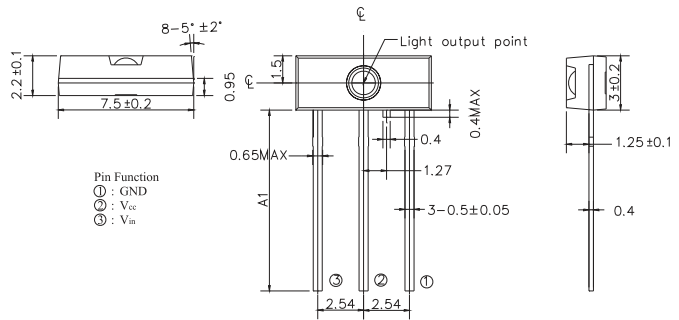
Product	Size (LxWxHmm)	Fiber Coupling Receiver Power_ Max (dBm)	Fiber Coupling Receiver Power_ Min (dBm)	Operation Voltage (V)	Plastic Holder	Trans - mission Speed (Mb/s)	L/F Thickness (mm)
PLR135/T10	9.7x13.5x10.0	-14	-27	2.4~5.5	Yes	16	0.4

Optic-Fiber Device (Photo Link)

Optic-Fiber Device (Photo Link) | Transmitter (PLT) Component



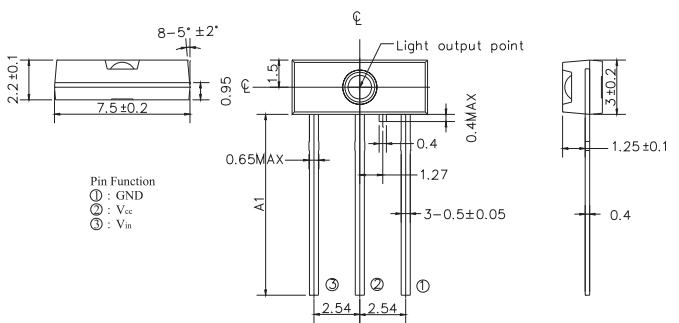
UNIT : mm



Product	Size (LxWxHmm)	Fiber Coupling Output Power_Max (dBm)	Fiber Coupling Output Power_Min (dBm)	Operation Voltage (V)	Plastic Holder	Trans - mission Speed (Mb/s)	L/F Thickness (mm)
PLT132	7.5x3x2.2	-15	-21	3~5	None	16	0.4
PLT232/L5	7.5x3x2.2	-15	-21	3~5	None	25	0.4



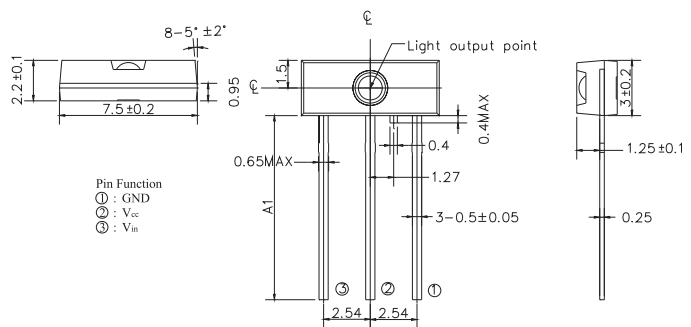
UNIT : mm



Product	Size (LxWxHmm)	Fiber Coupling Output Power_Max (dBm)	Fiber Coupling Output Power_Min (dBm)	Operation Voltage (V)	Plastic Holder	Trans - mission Speed (Mb/s)	L/F Thickness (mm)
PLT133	7.5x3x2.2	-15	-21	3~5	None	16	0.4



UNIT : mm



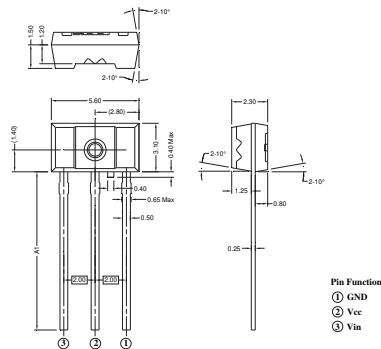
Product	Size (LxWxHmm)	Fiber Coupling Output Power_Max (dBm)	Fiber Coupling Output Power_Min (dBm)	Operation Voltage (V)	Plastic Holder	Trans - mission Speed (Mb/s)	L/F Thickness (mm)
PLT137	7.5x3x2.2	-15	-21	3~5	None	16	0.25
PLT237	7.5x3x2.2	-15	-21	3~5	None	25	0.25

Optic-Fiber Device (Photo Link)

Optic-Fiber Device (Photo Link) | Transmitter (PLT) Component



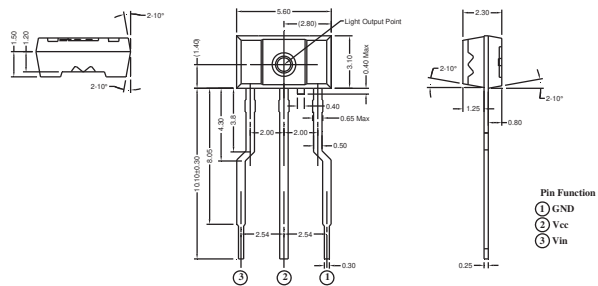
UNIT : mm



Product	Size (LxWxHmm)	Fiber Coupling Output Power_Max (dBm)	Fiber Coupling Output Power_Min (dBm)	Operation Voltage (V)	Plastic Holder	Trans - mission Speed (Mb/s)	L/F Thicknes (mm)
PLT262	5.6x3.1x2.3	-15	-21	3~5	None	25	0.25



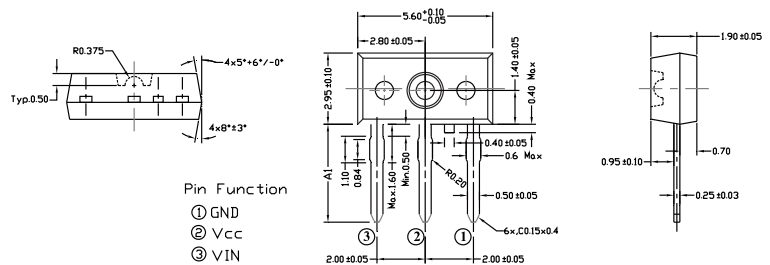
UNIT : mm



Product	Size (LxWxHmm)	Fiber Coupling Output Power_Max (dBm)	Fiber Coupling Output Power_Min (dBm)	Operation Voltage (V)	Plastic Holder	Trans - mission Speed (Mb/s)	L/F Thicknes (mm)
PLT262M	5.6x3.1x2.3	-15	-21	3~5	None	25	0.25



UNIT : mm



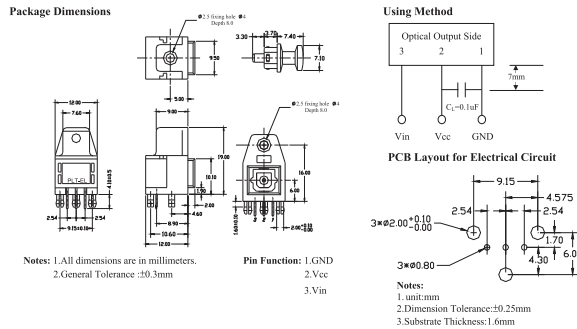
Product	Size (LxWxHmm)	Fiber Coupling Output Power_Max (dBm)	Fiber Coupling Output Power_Min (dBm)	Operation Voltage (V)	Plastic Holder	Trans - mission Speed (Mb/s)	L/F Thicknes (mm)
PLT272/L5	5.6x2.95x1.9	-15	-21	3~5	None	25	0.25

Optic-Fiber Device (Photo Link)

Optic-Fiber Device (Photo Link) | Transmitter (PLT) Module



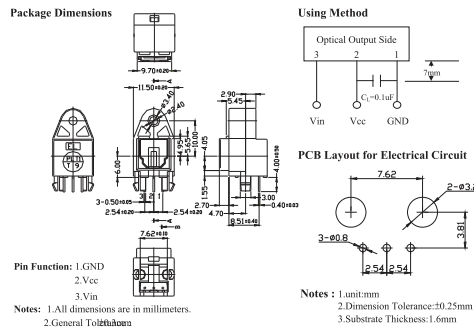
UNIT : mm



Product	Size (LxWxHmm)	Fiber Coupling Output Power_Max (dBm)	Fiber Coupling Output Power_Min (dBm)	Operation Voltage (V)	Plastic Holder	Trans - mission Speed (Mb/s)	L/F Thicknes (mm)
PLT133/T2	12.0x14.0x19.0	-15	-21	3~5	Yes	16	0.4



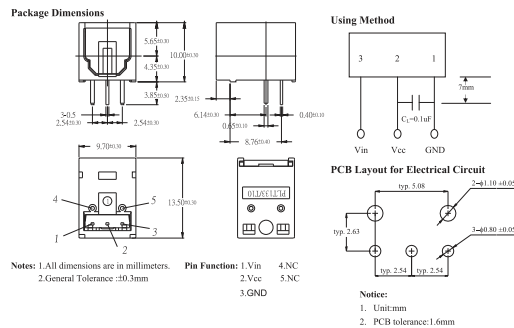
UNIT : mm



Product	Size (LxWxHmm)	Fiber Coupling Output Power_Max (dBm)	Fiber Coupling Output Power_Min (dBm)	Operation Voltage (V)	Plastic Holder	Trans - mission Speed (Mb/s)	L/F Thicknes (mm)
PLT133/T9	11.5x13.5x20	-15	-21	3~5	Yes	16	0.4



UNIT : mm

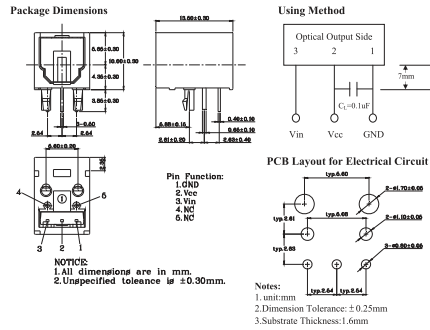


Product	Size (LxWxHmm)	Fiber Coupling Output Power_Max (dBm)	Fiber Coupling Output Power_Min (dBm)	Operation Voltage (V)	Plastic Holder	Trans - mission Speed (Mb/s)	L/F Thicknes (mm)
PLT133/T10B	9.7x13.5x10.0	-15	-21	3~5	Yes	16	0.4
PLT133/T10W	9.7x13.5x10.0	-15	-21	3~5	Yes	16	0.4

Optic-Fiber Device (Photo Link) | Transmitter (PLT) Module




UNIT : mm



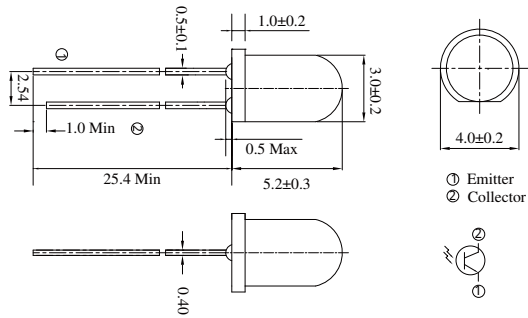
Product	Size (LxWxHmm)	Fiber Coupling Output Power_Max (dBm)	Fiber Coupling Output Power_Min (dBm)	Operation Voltage (V)	Plastic Holder	Trans - mission Speed (Mb/s)	L/F Thicknes (mm)
PLT133/T8B	9.7x13.5x10	-15	-21	3~5	Yes	16	0.4

Optic-Fiber Device (Photo Link)

Optical Sensors | Ambient Light Sensor | Analog



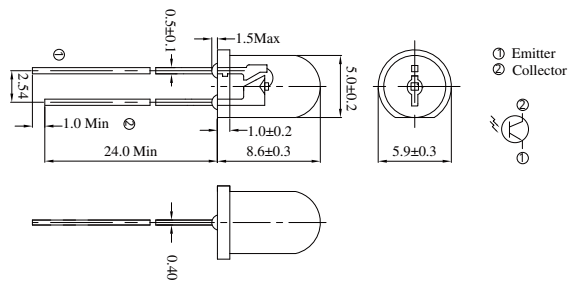
UNIT : mm




Product	Size (mm)	Supply Voltage (V)	Sensitivity λ_p (nm)	Range λ (nm)	Light current (μA) $E_v=100lux$	I_{D_Max} (μA)	Rise / Fall Time (μs)
ALS-PT204-6C/L177	3	2.5~5.5	630	370~670	15~100	0.1	110 / 120



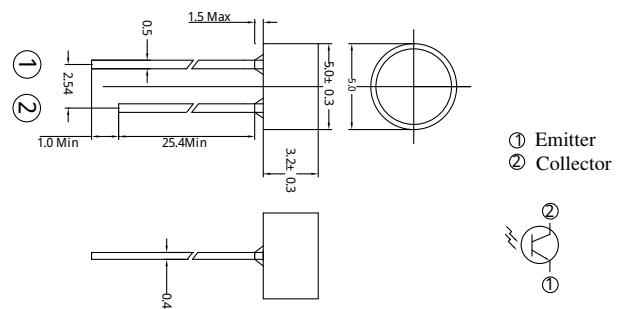
UNIT : mm



Product	Size (mm)	Supply Voltage (V)	Sensitivity λ_p (nm)	Range λ (nm)	Light current (μA) $E_v=100lux$	I_{D_Max} (μA)	Rise / Fall Time (μs)
ALS-PT333-3C/L177	5	2.5~5.5	560	390~700	90~160	0.1	80 / 90




UNIT : mm

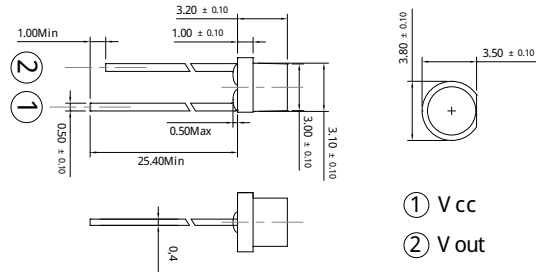


Product	Size (mm)	Supply Voltage (V)	Sensitivity λ_p (nm)	Range λ (nm)	Light current (μA) $E_v=100lux$	I_{D_Max} (μA)	Rise / Fall Time (μs)
ALS-PT243-3C/L177	5	2.5~5.5	630	390~700	min. 7 μA	0.1	110 / 220


Optical Sensors | Ambient Light Sensor | Analog



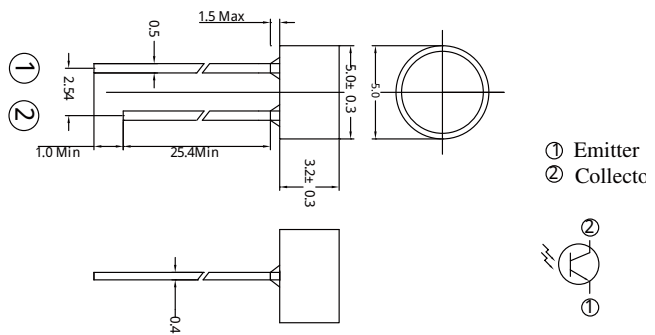
UNIT : mm



Product	Size (mm)	Supply Voltage (V)	Sensitivity λ _p (nm)	Range λ (nm)	Light current (uA) Ev=100lux	I _{D_Max} (μA)	Rise / Fall Time (μs)
ALS-PDIC144-6C/L378	3	1.8~5.5	550	390~700	22~44	0.1	360 / 1130



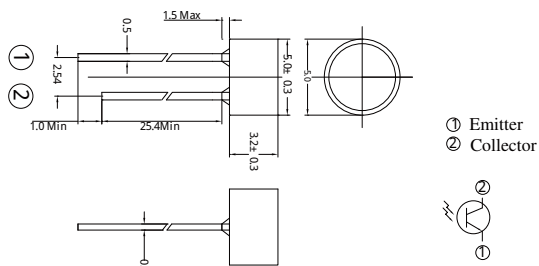
UNIT : mm



Product	Size (mm)	Supply Voltage (V)	Sensitivity λ _p (nm)	Range λ (nm)	Light current (uA) Ev=100lux	I _{D_Max} (μA)	Rise / Fall Time (μs)
ALS-PDIC243-3C	5	1.8~5.5	560	390~700	24~48	0.1	360 / 1130



UNIT : mm

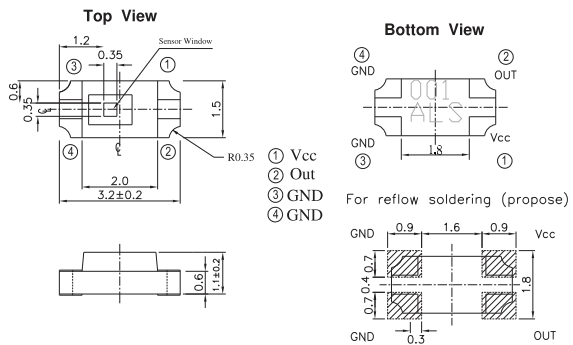


Product	Size (mm)	Supply Voltage (V)	Sensitivity λ _p (nm)	Range λ (nm)	Light current (uA) Ev=100lux	I _{D_Max} (μA)	Rise / Fall Time (μs)
ALS-PDIC243-3B	5	1.8~5.5	560	390~700	10~35	0.1	360 / 1130
ALS-PDIC243-3B/L525	5	1.8~5.5	560	390~700	5~15	0.1	360 / 1130


Optical Sensors | Ambient Light Sensor | Analog



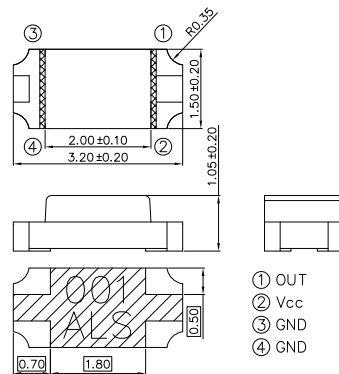
UNIT : mm



Product	Size (LxWxHmm)	Supply Voltage (V)	Sensitivity λ_p (nm)	Range λ (nm)	Light current (μ A) $E_v=100\text{lux}$	I_{D_Max} (μ A)	Rise / Fall Time (μ s)
ALS-PDIC15-21B/TR8	3.2x1.5x1.1	1.8~5.5	550	390~700	5~10	0.1	360 / 1130



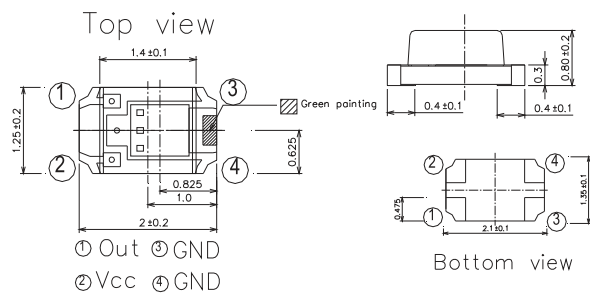
UNIT : mm



Product	Size (LxWxHmm)	Supply Voltage (V)	Sensitivity λ_p (nm)	Range λ (nm)	Light current (μ A) $E_v=100\text{lux}$	I_{D_Max} (μ A)	Rise / Fall Time (μ s)
ALS-PDIC15-21C/L230/TR8	3.2x1.5x1.1	2.5~5.5	590	390~700	36~95	0.1	360 / 1130




UNIT : mm

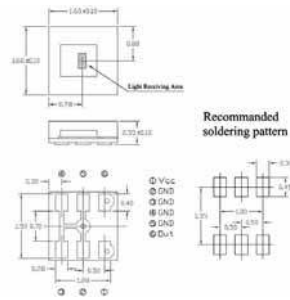


Product	Size (LxWxHmm)	Supply Voltage (V)	Sensitivity λ_p (nm)	Range λ (nm)	Light current (μ A) $E_v=100\text{lux}$	I_{D_Max} (μ A)	Rise / Fall Time (μ s)
ALS-PDIC17-55C/TR8	2x1.25x0.8	1.8~5.5	590	390~700	27~54	0.1	360 / 1130


Optical Sensors | Ambient Light Sensor | Analog



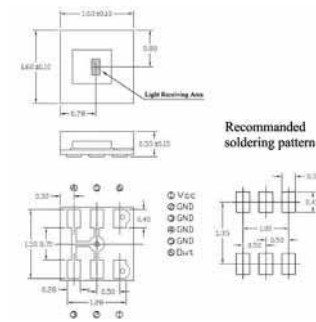
UNIT : mm




Product	Size (LxWxHmm)	Supply Voltage (V)	Sensitivity λ_p (nm)	Range λ (nm)	Light current (uA) Ev=100lux	I _{D_Max} (uA)	Rise / Fall Time (μs)
ALS-PDIC17-77B/TR8	1.6x1.6x0.55	1.8~5.5	550	390~700	40~80	0.1	75 / 200



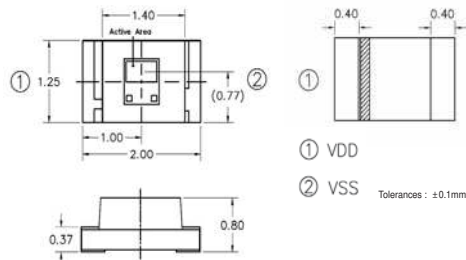
UNIT : mm



Product	Size (LxWxHmm)	Supply Voltage (V)	Sensitivity λ_p (nm)	Range λ (nm)	Light current (uA) Ev=100lux	I _{D_Max} (uA)	Rise / Fall Time (μs)
ALS-PDIC17-77C/TR8	1.6x1.6x0.55	1.8~5.5	550	390~700	27~54	0.1	360 / 1130



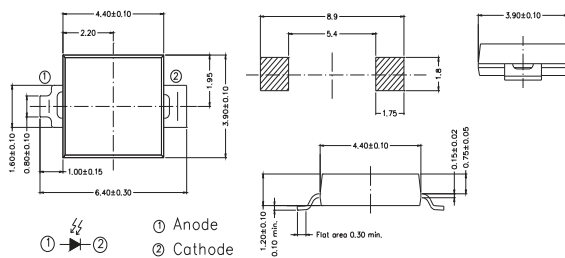
UNIT : mm



Product	Size (LxWxHmm)	Supply Voltage (V)	Sensitivity λ_p (nm)	Range λ (nm)	Light current (uA) Ev=100lux	I _{D_Max} (uA)	Rise / Fall Time (μs)
ALS-PDIC17-51B/L758/TR8	2.0x1.25x0.8	2 ~ 5.5	570	480~630	43	0.01	9.7 / 12




UNIT : mm

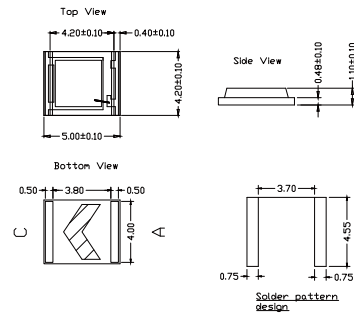


Product	Size (LxWxHmm)	Supply Voltage (V)	Sensitivity λ_p (nm)	Range λ (nm)	Light current (uA) Ev=100lux	I _{D_Max} (uA)	Rise / Fall Time (μs)
ALS-PD70-01C/TR7	4.4x3.9x1.2	2.5~5.5	630	390~700	1.1	0.01	-- / --
ALS-PD70-01C/L664/TR7	4.4x3.9x1.2	2.5~5.5	540	400~640	0.25	0.01	-- / --

Optical Sensors | Ambient Light Sensor | Analog



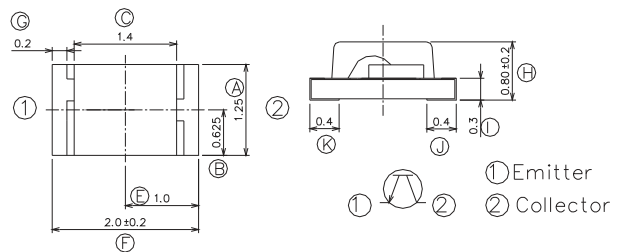
UNIT : mm



Product	Size (LxWxHmm)	Supply Voltage (V)	Sensitivity λ_p (nm)	Range λ (nm)	Light current (μA) Ev=100lux	I_{D_Max} (μA)	Rise / Fall Time (μs)
ALS-PD50-42C/TR8	5.0x4.2x1.1	2.5~5.5	550	400~650	0.8	0.03	-- / --



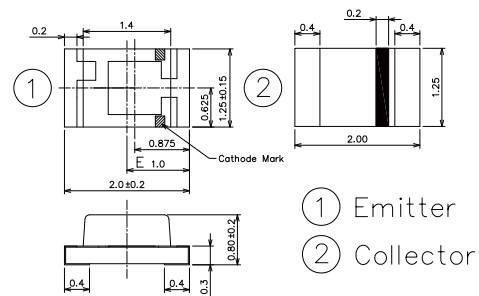
UNIT : mm



Product	Size (LxWxHmm)	Supply Voltage (V)	Sensitivity λ_p (nm)	Range λ (nm)	Light current (μA) Ev=100lux	I_{D_Max} (μA)	Rise / Fall Time (μs)
ALS-PT17-51C/L177/TR8	2.00x1.25x0.80	2.5~5.5	630	390~700	4~11	0.1	110 / 220



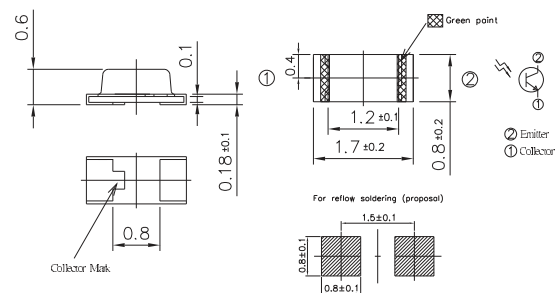
UNIT : mm



Product	Size (LxWxHmm)	Supply Voltage (V)	Sensitivity λ_p (nm)	Range λ (nm)	Light current (μA) Ev=50lux	I_{D_Max} (μA)	Rise / Fall Time (μs)
ALS-PT17-51NB/L369/TR8	2.00x1.25x0.80	1.8~5.5	580	400~700	3.5~7	0.1	130 / 150




UNIT : mm

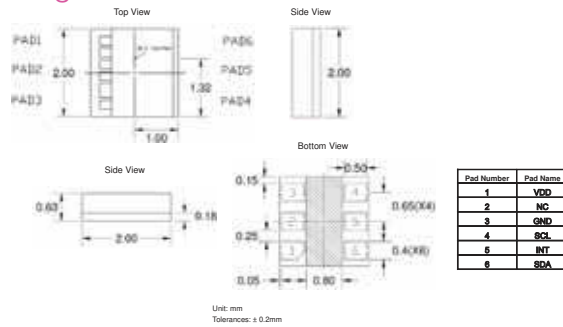


Product	Size (LxWxHmm)	Supply Voltage (V)	Sensitivity λ_p (nm)	Range λ (nm)	Light current (μA) Ev=100lux	I_{D_Max} (μA)	Rise / Fall Time (μs)
ALS-PT19-315C/L177/TR8	1.7x0.8x0.8	2.5~5.5	630	390~700	min. 5 μA	0.1	110 / 220

Optical Sensors | Ambient Light Sensor | Digital



UNIT : mm

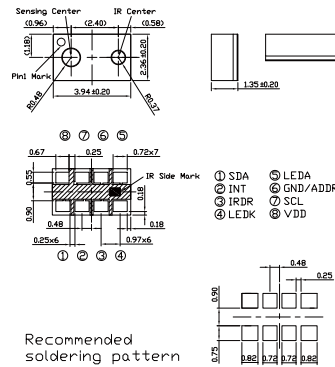


Product	Size (LxWxHmm)	Supply Voltage (V)	Maximum Detection (lux)	Range λ (nm)	Lux Resolution (lux)	ADC Resolution
ALS-DPDIC17-78C/L749/TR8	2.00 x 2.00 x 0.63	2.4 ~ 3.6	83,000	550	0.0033	10~16 bit

Optical Sensors | Proximity Sensor | Digital



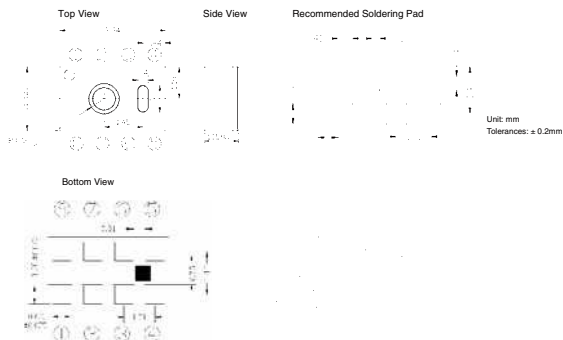
UNIT : mm



Product	Size (LxWxHmm)	Supply Voltage (V)	Supply Current (uA)	Features			
				Function	ADC resolution	Detection range	Emitting wavelength (nm)
PM-8D23-20-DF8/TR8	3.94x2.36x1.35 Pitch: 2.4mm	2.3~3.6V	DD_PS = 85 without I_LED DD_OFF = 0.01	Proximity Sensing IR emitter embedded	8 bit	up to 10 cm	850nm
APM-12D23-20-DF8/TR8	3.94x2.36x1.35 Pitch: 2.4mm	2.3~3.6V	DD_ALS = 80 DD_PS = 90 without I_LED DD_OFF = 0.1	Ambient light sensing Proximity Sensing IR emitter embedded	12 bit 8 bit	0.012~800 lux up to 10 cm	850nm
APM-16D18-00-DF8/TR8	3.94x2.36x1.35 Pitch: 2.4mm	1.7~3.5V	DD_ALS = 130 DD_PS = 175 without I_LED DD_OFF = 0.1	Ambient light sensing Proximity Sensing IR emitter embedded	10~16 bit 16 bit	0.08m~42K lux up to 10 cm	850nm




UNIT : mm

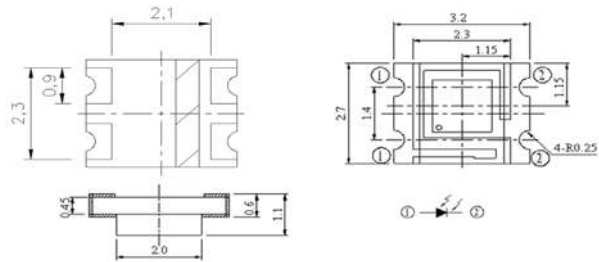


Product	Size (LxWxHmm)	Supply Voltage (V)	Supply Current (uA)	Features			
				Function	ADC resolution	Detection range	Emitting wavelength (nm)
APM-16D24-310-DF8/TR8	3.94x2.36x1.35 Pitch: 1.45mm	2.4~3.6	DD_ON = 260 DD_OFF = 2.5	Ambient light sensing Proximity sensing IR emitter embedded	10 ~ 16 bit 8 ~ 12 bit	2.3m~57K lux up to 10 cm	850nm


Optical Sensors | RGB Color Sensor | Single Color Sensor | Analog



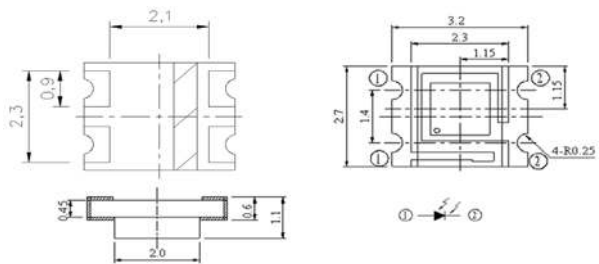
UNIT : mm




Product	Size (LxWxHmm)	Sensitivity λ_p (nm)	V_F (V)	Revers light current (Ee=100lux) / $IL^{(1)}$ (μA)	Revers light current (Ee=1000lux) $IL^{(2)}$ (μA)
CLS15-22C/L213R/TR8	3.2x2.7x1.1	620	0.5~1.3	0.091	0.83



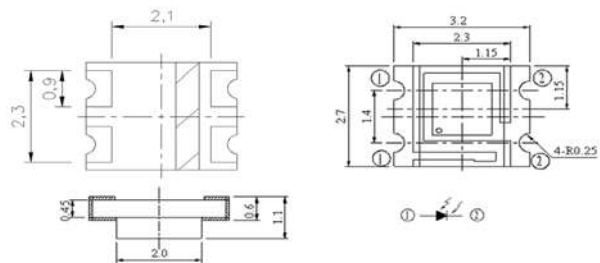
UNIT : mm



Product	Size (LxWxHmm)	Sensitivity λ_p (nm)	V_F (V)	Revers light current (Ee=100lux) / $IL^{(1)}$ (μA)	Revers light current (Ee=1000lux) $IL^{(2)}$ (μA)
CLS15-22C/L213G/TR8	3.2x2.7x1.1	550	0.5~1.3	0.082	0.72



UNIT : mm

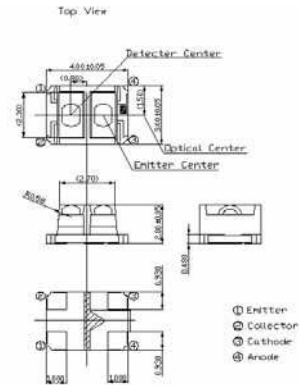


Product	Size (LxWxHmm)	Sensitivity λ_p (nm)	V_F (V)	Revers light current (Ee=100lux) / $IL^{(1)}$ (μA)	Revers light current (Ee=1000lux) $IL^{(2)}$ (μA)
CLS15-22C/L213B/TR8	3.2x2.7x1.1	470	0.5~1.3	0.046	0.39

Optical Sensors | Reflective Sensor



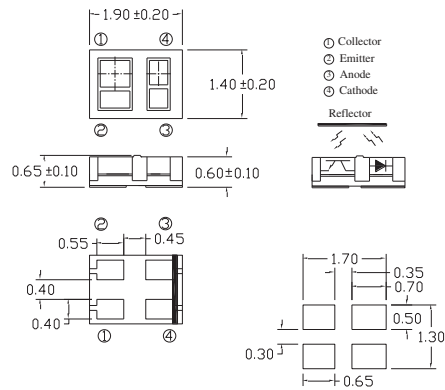
UNIT : mm



Product	Size (LxWxHmm)	V _{F_Typ} (V)	V _{F_Max} (V)	V _{CE(SAT)_Max} (V)	I _{C(ON)_Min} (mA)	I _{CEO_Max.} (nA)
ITR1502SR40A/TR8	4x3x2	1.2	1.4	--	0.06	100



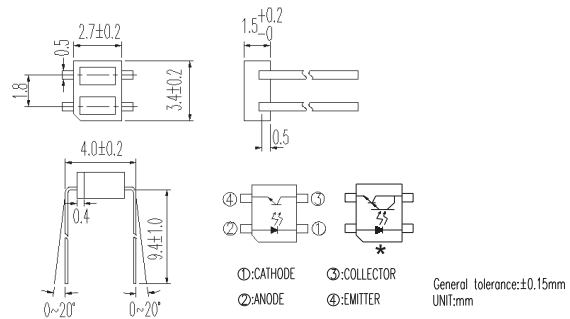
UNIT : mm



Product	Size (LxWxHmm)	V _{F_Typ} (V)	V _{F_Max} (V)	V _{CE(SAT)_Max} (V)	I _{C(ON)_Min} (mA)	I _{CEO_Max.} (nA)
ITR1504SR10A/TR	1.9x1.4x0.65	1.25	1.5	0.4	0.13	1000



UNIT : mm



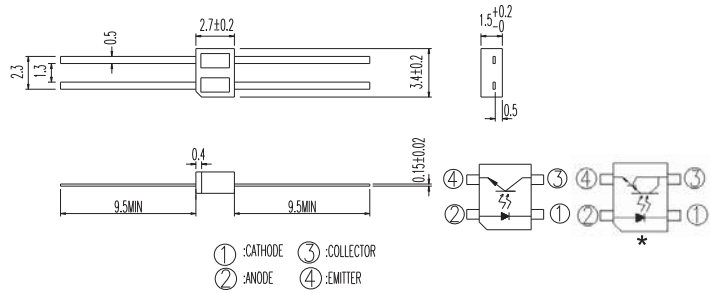
Product	Size (LxWxHmm)	V _{F_Typ} (V)	V _{F_Max} (V)	V _{CE(SAT)_Max} (V)	I _{C(ON)_Min} (mA)	I _{CEO_Max.} (nA)
ITR8307/F43	3.4x2.7x1.5	1.2	1.6	0.4	0.1	100
*ITR8307/L24/F43	3.4x2.7x1.5	1.2	1.4	--	0.5	1000

Star mark * : Please refer to the schematic of Pin configuration with " * " mark.

Optical Sensors | Reflective Sensor



UNIT : mm

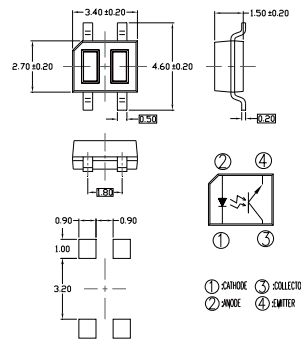


Product	Size (LxWxHmm)	V _{F_Typ} (V)	V _{F_Max} (V)	V _{CE(SAT)_Max} (V)	I _{C(ON)_Min} (mA)	I _{CEO_Max.} (nA)
ITR8307	3.4x2.7x1.5	1.2	1.6	0.4	0.1	100
*ITR8307/L24	3.4x2.7x1.5	1.2	1.4	--	0.5	1000

Star mark * : Please refer to the schematic of Pin configuration with " * " mark.



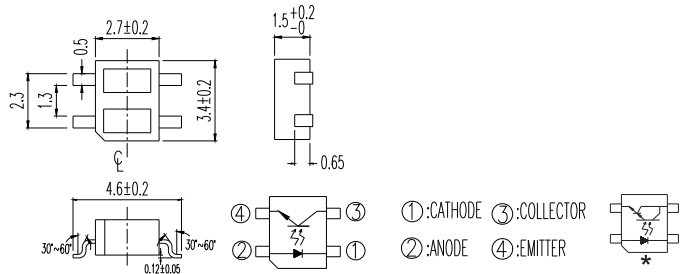
UNIT : mm



Product	Size (LxWxHmm)	V _{F_Typ} (V)	V _{F_Max} (V)	V _{CE(SAT)_Max} (V)	I _{C(ON)_Min} (mA)	I _{CEO_Max.} (nA)
ITR1201SR10AR/TR	3.4x2.7x1.5	1.2	1.4	--	0.1	100



UNIT : mm



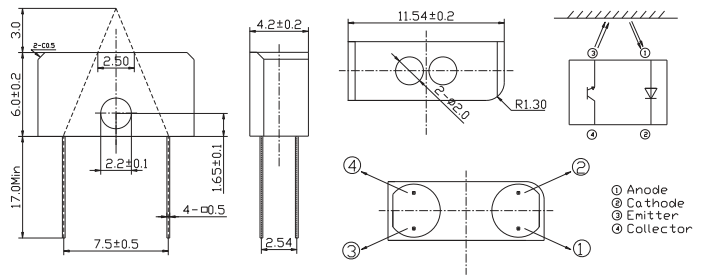
Product	Size (LxWxHmm)	V _{F_Typ} (V)	V _{F_Max} (V)	V _{CE(SAT)_Max} (V)	I _{C(ON)_Min} (mA)	I _{CEO_Max.} (nA)
*ITR8307/L24/TR8	3.4x2.7x1.5	1.2	1.4	--	0.5	1000
ITR8307/TR8	3.4x2.7x1.5	1.2	1.6	0.4	0.1	100

Star mark * : Please refer to the schematic of Pin configuration with " * " mark.

Optical Sensors | Reflective Sensor



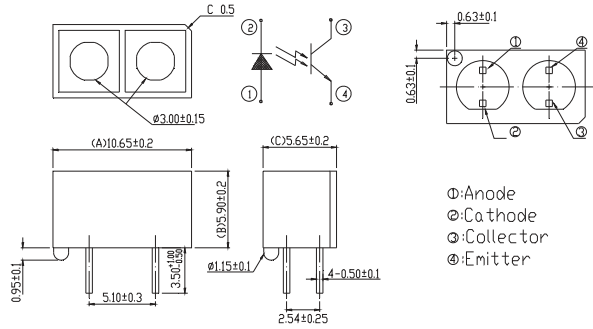
UNIT : mm



Product	Size (LxWxHmm)	V _{F_Typ} (V)	V _{F_Max} (V)	V _{CE(SAT)_Max} (V)	I _{C(ON)_Min} (mA)	I _{CEO_Max.} (nA)
ITR9904	11.54x4.2x6	1.2	1.5	0.4	0.1	100



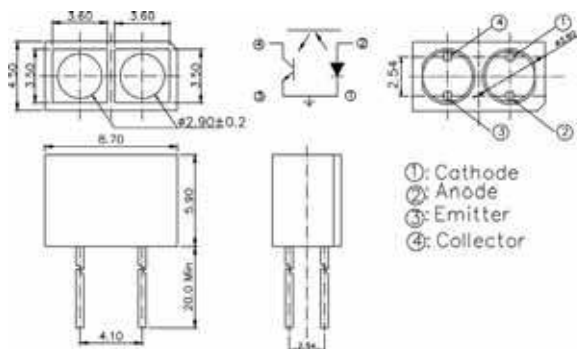
UNIT : mm



Product	Size (LxWxHmm)	V _{F_Typ} (V)	V _{F_Max} (V)	V _{CE(SAT)_Max} (V)	I _{C(ON)_Min} (mA)	I _{CEO_Max.} (nA)
ITR9908	10.65x5.65x5.9	1.2	1.5	0.4	0.5	100



UNIT : mm

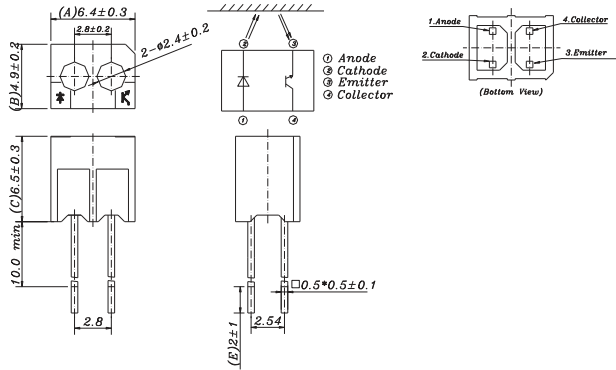


Product	Size (LxWxHmm)	V _{F_Typ} (V)	V _{F_Max} (V)	V _{CE(SAT)_Max} (V)	I _{C(ON)_Min} (mA)	I _{CEO_Max.} (nA)
ITR9909	8.7x4.5x5.9	1.2	1.5	0.4	0.2	100

Optical Sensors | Reflective Sensor



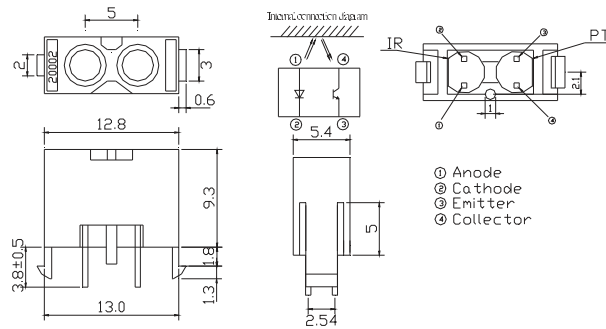
UNIT : mm



Product	Size (LxWxHmm)	V _{F_Typ} (V)	V _{F_Max} (V)	V _{CE(SAT)_Max} (V)	I _{C(ON)_Min} (mA)	I _{CEO_Max.} (nA)
ITR20001/T	6.4x4.9x6.5	1.2	1.5	0.4	0.2	100



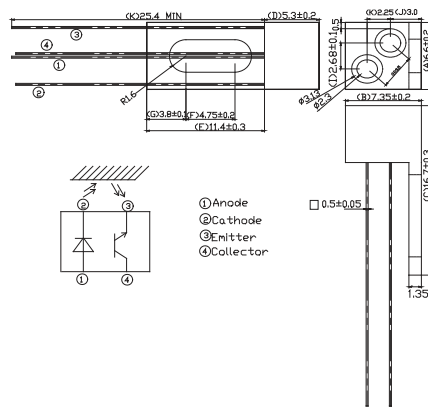
UNIT : mm



Product	Size (LxWxHmm)	V _{F_Typ} (V)	V _{F_Max} (V)	V _{CE(SAT)_Max} (V)	I _{C(ON)_Min} (mA)	I _{CEO_Max.} (nA)
ITR20002	12.8x5.4x9.3	1.2	1.5	0.4	0.04	100



UNIT : mm

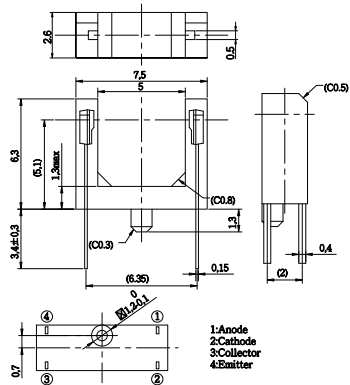


Product	Size (LxWxHmm)	V _{F_Typ} (V)	V _{F_Max} (V)	V _{CE(SAT)_Max} (V)	I _{C(ON)_Min} (mA)	I _{CEO_Max.} (nA)
ITR20501	7.35x6.6x5.3	1.2	1.5	0.4	0.02	100

Optical Sensors | Transmissive Sensor



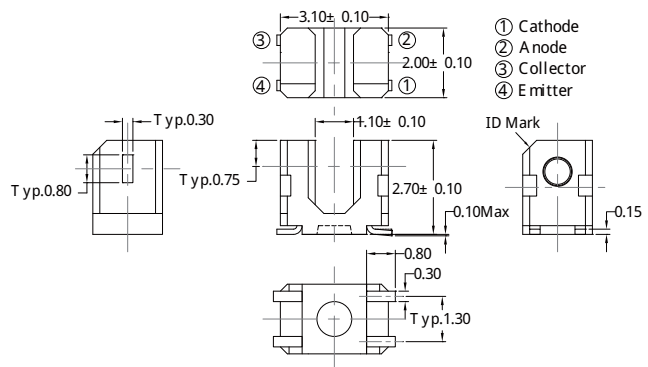
UNIT : mm



Product	Size (LxWxHmm)	V _{F_Typ} (V)	V _{F_Max} (V)	V _{CE(SAT)_Max} (V)	I _{C(ON)_Min} (mA)	I _{CEO_Max.} (nA)	Gap Distance (mm)
ITR1203DT50A/TB	7.5x2.6x6.3	1.18	1.4	0.4	0.25	100	5



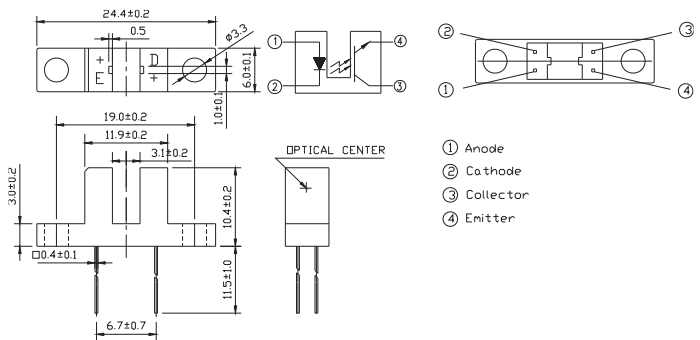
UNIT : mm



Product	Size (LxWxHmm)	V _{F_Typ} (V)	V _{F_Max} (V)	V _{CE(SAT)_Max} (V)	I _{C(ON)_Min} (mA)	I _{CEO_Max.} (nA)	Gap Distance (mm)
ITR1205ST11A/TR	3.1x2x2.7	1.2	1.4	0.4	0.15	100	1.1




UNIT : mm

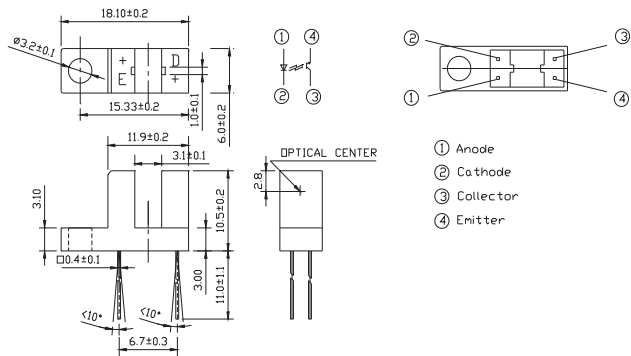


Product	Size (LxWxHmm)	V _{F_Typ} (V)	V _{F_Max} (V)	V _{CE(SAT)_Max} (V)	I _{C(ON)_Min} (mA)	I _{CEO_Max.} (nA)	Gap Distance (mm)
ITR8102	24.4x6x10.4	1.2	1.5	0.4	0.9	100	3.1

Optical Sensors | Transmissive Sensor



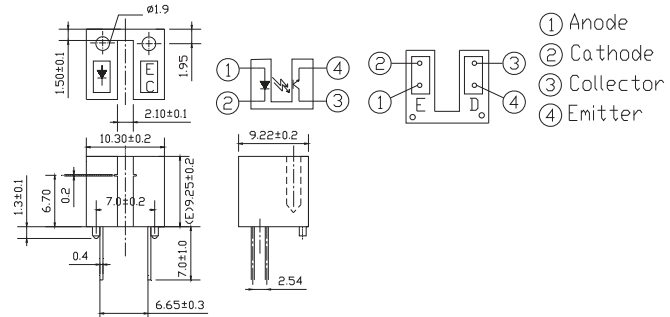
UNIT : mm



Product	Size (LxWxHmm)	V _{F_Typ} (V)	V _{F_Max} (V)	V _{CE(SAT)_Max} (V)	I _{C(ON)_Min} (mA)	I _{CEO_Max.} (nA)	Gap Distance (mm)
ITR8104	18.1x6x10.5	1.2	1.5	0.4	0.9	100	3.1



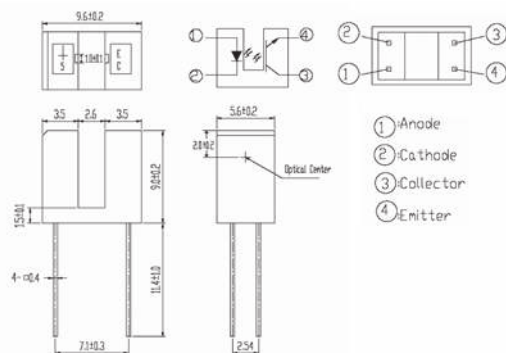
UNIT : mm



Product	Size (LxWxHmm)	V _{F_Typ} (V)	V _{F_Max} (V)	V _{CE(SAT)_Max} (V)	I _{C(ON)_Min} (mA)	I _{CEO_Max.} (nA)	Gap Distance (mm)
ITR8010	10.3x9.22x9.25	1.2	1.6	0.4	0.5	100	2.1




UNIT : mm

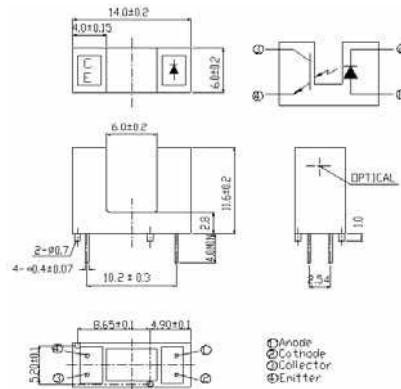


Product	Size (LxWxHmm)	V _{F_Typ} (V)	V _{F_Max} (V)	V _{CE(SAT)_Max} (V)	I _{C(ON)_Min} (mA)	I _{CEO_Max.} (nA)	Gap Distance (mm)
ITR8105	9.6x5.6x9	1.2	1.6	0.4	0.9	100	2.6

Optical Sensors | Transmissive Sensor



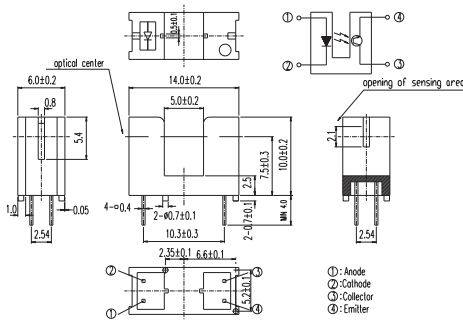
UNIT : mm



Product	Size (LxWxHmm)	V _{F_Typ} (V)	V _{F_Max} (V)	V _{CE(SAT)_Max} (V)	I _{C(ON)_Min} (mA)	I _{CEO_Max.} (nA)	Gap Distance (mm)
ITR8402-F-A	14.0x6x11.6	1.2	1.5	0.4	0.5	100	6



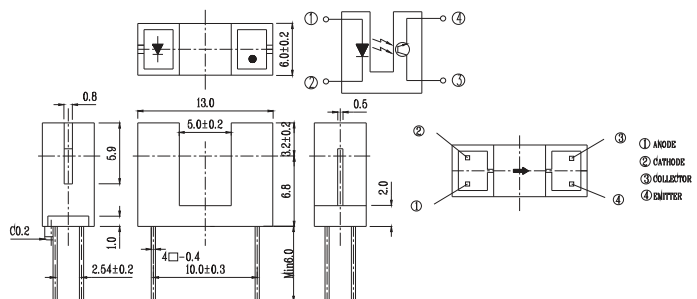
UNIT : mm



Product	Size (LxWxHmm)	V _{F_Typ} (V)	V _{F_Max} (V)	V _{CE(SAT)_Max} (V)	I _{C(ON)_Min} (mA)	I _{CEO_Max.} (nA)	Gap Distance (mm)
ITR9606-F	14x6x10	1.2	1.5	0.4	0.5	100	5



UNIT : mm

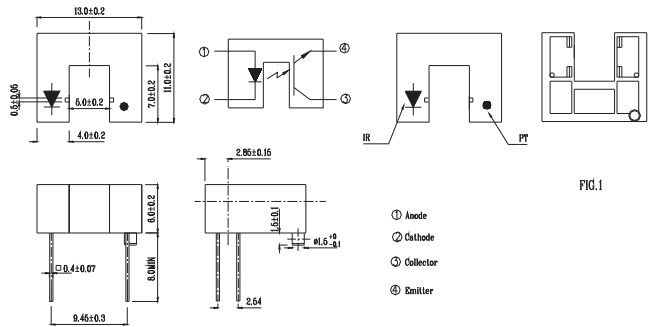


Product	Size (LxWxHmm)	V _{F_Typ} (V)	V _{F_Max} (V)	V _{CE(SAT)_Max} (V)	I _{C(ON)_Min} (mA)	I _{CEO_Max.} (nA)	Gap Distance (mm)
ITR9608-F	13x6x10	1.2	1.5	0.4	0.5	100	5

Optical Sensors | Transmissive Sensor



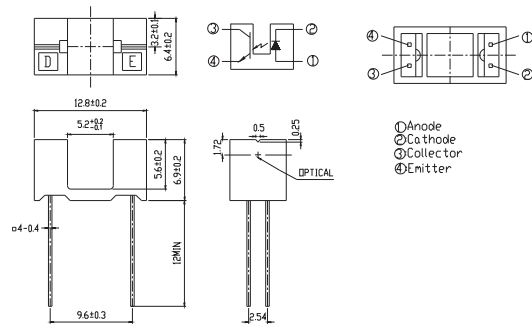
UNIT : mm




Product	Size (LxWxHmm)	V _{F_Typ} (V)	V _{F_Max} (V)	V _{CE(SAT)_Max} (V)	I _{C(ON)_Min} (mA)	I _{CEO_Max.} (nA)	Gap Distance (mm)
ITR9702-F	13x11x6	1.2	1.5	0.4	0.5	100	5



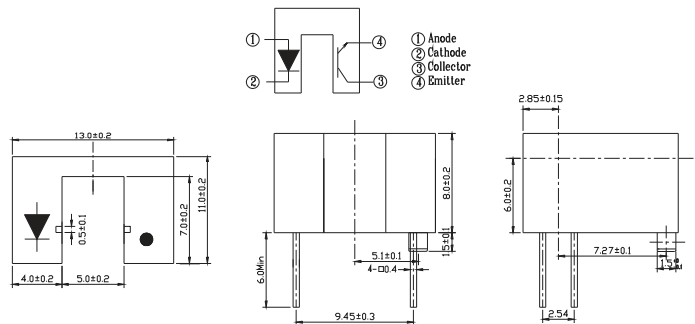
UNIT : mm



Product	Size (LxWxHmm)	V _{F_Typ} (V)	V _{F_Max} (V)	V _{CE(SAT)_Max} (V)	I _{C(ON)_Min} (mA)	I _{CEO_Max.} (nA)	Gap Distance (mm)
ITR9707	12.8x6.4x6.9	1.2	1.5	0.4	0.5	100	5.2



UNIT : mm

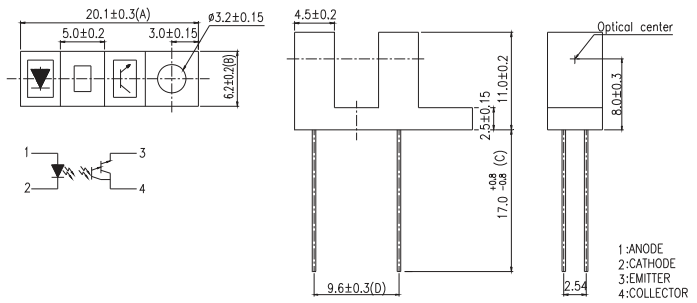


Product	Size (LxWxHmm)	V _{F_Typ} (V)	V _{F_Max} (V)	V _{CE(SAT)_Max} (V)	I _{C(ON)_Min} (mA)	I _{CEO_Max.} (nA)	Gap Distance (mm)
ITR9809-F/T	13x11x8	1.2	1.5	0.4	1	100	5

Optical Sensors | Transmissive Sensor



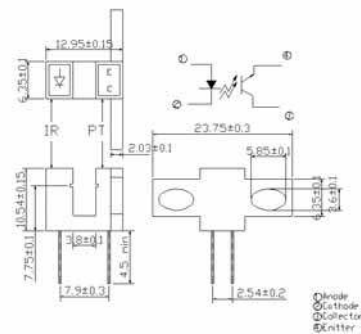
UNIT : mm



Product	Size (LxWxHmm)	V _{F_Typ} (V)	V _{F_Max} (V)	V _{CE(SAT)_Max} (V)	I _{C(ON)_Min} (mA)	I _{CEO_Max.} (nA)	Gap Distance (mm)
ITR9813	20.1x6.2x11	1.2	1.5	0.4	0.5	100	5



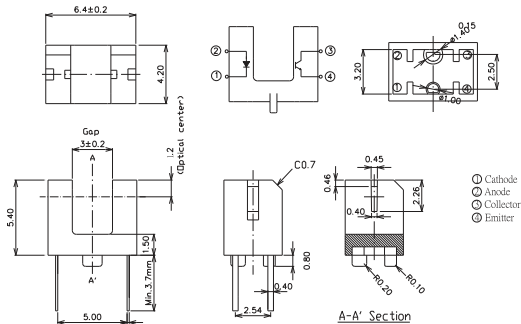
UNIT : mm



Product	Size (LxWxHmm)	V _{F_Typ} (V)	V _{F_Max} (V)	V _{CE(SAT)_Max} (V)	I _{C(ON)_Min} (mA)	I _{CEO_Max.} (nA)	Gap Distance (mm)
ITR20005-F	23.7x13x10.5	1.2	1.5	0.4	0.6	100	3.8



UNIT : mm

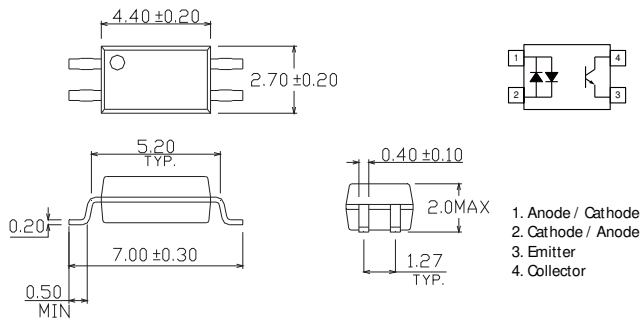


Product	Size (LxWxHmm)	V _{F_Typ} (V)	V _{F_Max} (V)	V _{CE(SAT)_Max} (V)	I _{C(ON)_Min} (mA)	I _{CEO_Max.} (nA)	Gap Distance (mm)
ITR20403	6.4x4.2x5.4	1.2	1.6	0.4	0.2	100	3

Photo Coupler | Transistor | 4Pin SSOP-AC



UNIT : mm

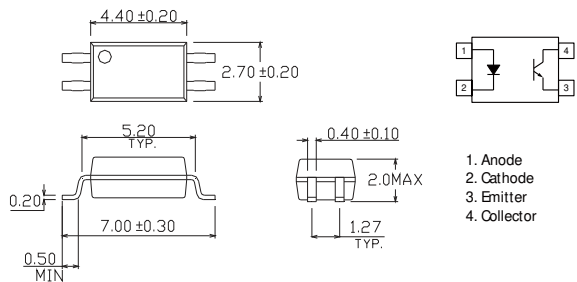


Product	Size (LxWxHmm)	V _{F_Typ} (V)	Rise / Fall Time (μs)	BV _{CEO_Min} (V)	CTR (%)	Viso (V _{rms})	V _{CE(SAT)_Max} (V)
EL3H4-G	4.4x2.7x2	1.2	6 / 8	80	20~300	3750	0.2

Photo Coupler | Transistor | 4Pin SSOP-DC



UNIT : mm

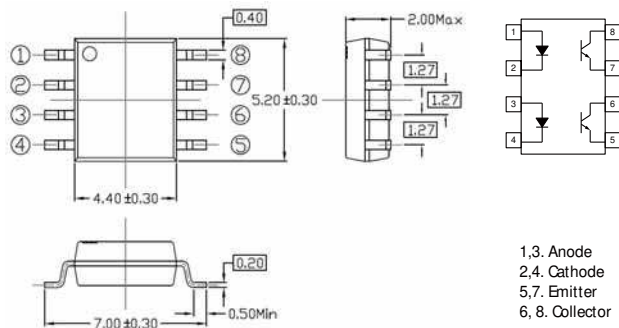


Product	Size (LxWxHmm)	V _{F_Typ} (V)	Rise / Fall Time (μs)	BV _{CEO_Min} (V)	CTR (%)	Viso (V _{rms})	V _{CE(SAT)_Max} (V)
EL3H7-G	4.4x2.7x2	1.2	5 / 3	80	50~600	3750	0.2

Photo Coupler | Transistor | 8Pin SSOP-DC



UNIT : mm

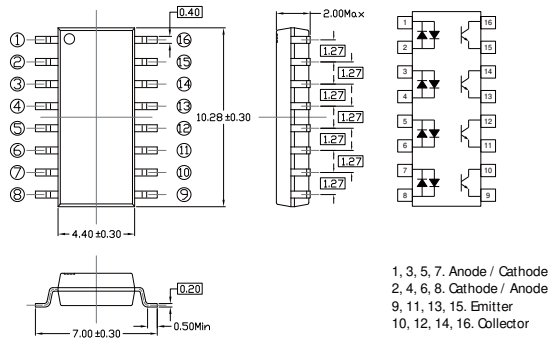


Product	Size (LxWxHmm)	V _{F_Typ} (V)	Rise / Fall Time (μs)	BV _{CEO_Min} (V)	CTR (%)	Viso (V _{rms})	V _{CE(SAT)_Max} (V)
ELD3H7	5.2x4.4x2	1.2	5 / 3	80	50~600	3750	0.2

Photo Coupler | Transistor | 16Pin SSOP-AC



UNIT : mm

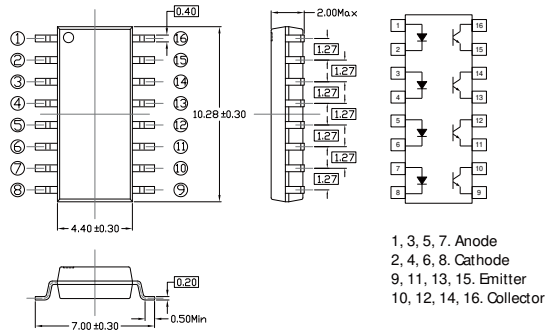


Product	Size (LxWxHmm)	V _{F_Typ} (V)	Rise / Fall Time (μs)	BV _{CEO_Min} (V)	CTR (%)	Viso (V _{rms})	V _{CE(SAT)_Max} (V)
ELQ3H4	10.28x4.4x2	1.2	5 / 3	80	20~300	3750	0.2

Photo Coupler | Transistor | 16Pin SSOP-DC



UNIT : mm

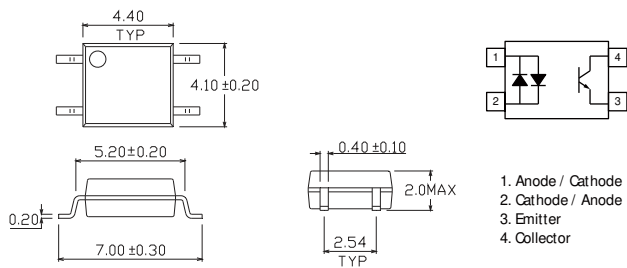


Product	Size (LxWxHmm)	V _{F_Typ} (V)	Rise / Fall Time (μs)	BV _{CEO_Min} (V)	CTR (%)	Viso (V _{rms})	V _{CE(SAT)_Max} (V)
ELQ3H7	10.28x4.4x2	1.2	5 / 3	80	50~600	3750	0.2

Photo Coupler | Transistor | 4Pin SOP-AC



UNIT : mm



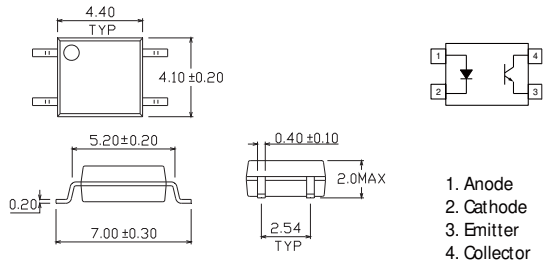
Product	Size (LxWxHmm)	V _{F_Typ} (V)	Rise / Fall Time (μs)	BV _{CEO_Min} (V)	CTR (%)	Viso (V _{rms})	V _{CE(SAT)_Max} (V)
EL354N-G	4.4x4.1x2	1.2	6 / 8	80	20~300	3750	0.2

Photo Coupler

Photo Coupler | Transistor | 4Pin SOP-DC



UNIT : mm

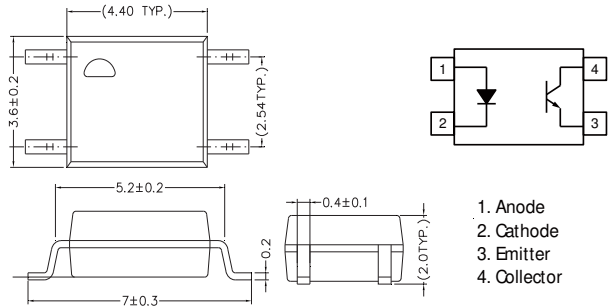


- 1. Anode
- 2. Cathode
- 3. Emitter
- 4. Collector

Product	Size (LxWxHmm)	V _{F_Typ} (V)	Rise / Fall Time (μs)	BV _{CEO_Min} (V)	CTR (%)	Viso (V _{rms})	V _{CE(SAT)_Max} (V)
EL357N-G	4.4x4.1x2	1.2	3 / 4	80	50~600	3750	0.2



UNIT : mm



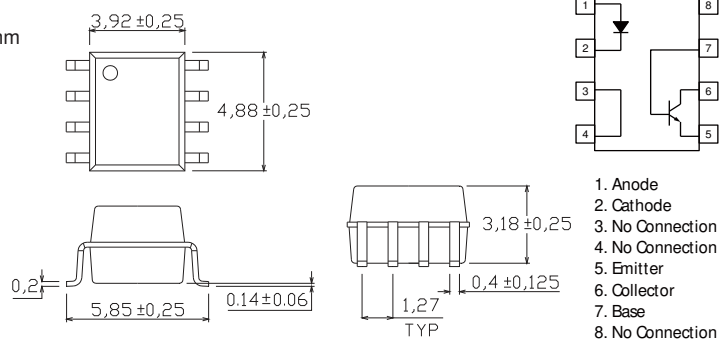
- 1. Anode
- 2. Cathode
- 3. Emitter
- 4. Collector

Product	Size (LxWxHmm)	V _{F_Typ} (V)	Rise / Fall Time (μs)	BV _{CEO_Min} (V)	CTR (%)	Viso (V _{rms})	V _{CE(SAT)_Max} (V)
EL121N	4.4x3.6x2	1.2	3 / 4	80	50~600	3750	0.2

Photo Coupler | Transistor | 8Pin SOP-DC



UNIT : mm



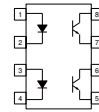
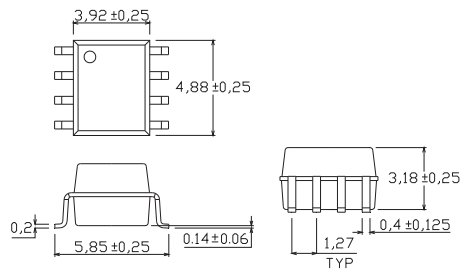
- 1. Anode
- 2. Cathode
- 3. No Connection
- 4. No Connection
- 5. Emitter
- 6. Collector
- 7. Base
- 8. No Connection

Product	Size (LxWxHmm)	V _{F_Typ} (V)	Rise / Fall Time (μs)	BV _{CEO_Min} (V)	CTR (%)	Viso (V _{rms})	V _{CE(SAT)_Max} (V)
EL205	4.88x3.92x3.18	1.3	1.6 / 2.2	80	40~80	3750	0.4
EL206	4.88x3.92x3.18	1.3	1.6 / 2.2	80	63~125	3750	0.4
EL207	4.88x3.92x3.18	1.3	1.6 / 2.2	80	100~200	3750	0.4
EL208	4.88x3.92x3.18	1.3	1.6 / 2.2	80	160~320	3750	0.4
EL211	4.88x3.92x3.18	1.3	1.6 / 2.2	80	20 min.	3750	0.4
EL212	4.88x3.92x3.18	1.3	1.6 / 2.2	80	50 min.	3750	0.4
EL213	4.88x3.92x3.18	1.3	1.6 / 2.2	80	100 min.	3750	0.4
EL215	4.88x3.92x3.18	1.3	1.6 / 2.2	80	10 min.	3750	0.4
EL216	4.88x3.92x3.18	1.3	1.6 / 2.2	80	50 min.	3750	0.4
EL217	4.88x3.92x3.18	1.3	1.6 / 2.2	80	100 min.	3750	0.4

Photo Coupler | Transistor | 8Pin SOP-DC



UNIT : mm



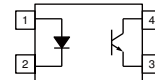
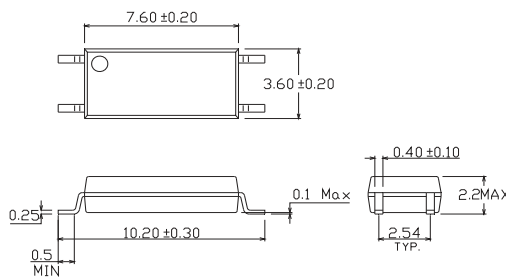
- 1,3. Anode
- 2,4. Cathode
- 5,7. Emitter
- 6, 8. Collector

Product	Size (LxWxHmm)	V _{F_Typ} (V)	Rise / Fall Time (μs)	BV _{CE0_Min} (V)	CTR (%)	Viso (V _{rms})	V _{CE(SAT)_Max} (V)
ELD205	4.88x3.92x3.18	1.2	1.6 / 2.2	80	40~80	3750	0.4
ELD206	4.88x3.92x3.18	1.2	1.6 / 2.2	80	63~125	3750	0.4
ELD207	4.88x3.92x3.18	1.2	1.6 / 2.2	80	100~200	3750	0.4
ELD211	4.88x3.92x3.18	1.2	1.6 / 2.2	80	20 min.	3750	0.4
ELD213	4.88x3.92x3.18	1.2	1.6 / 2.2	80	100 min.	3750	0.4
ELD217	4.88x3.92x3.18	1.2	1.6 / 2.2	80	100 min.	3750	0.4

Photo Coupler | Transistor | 4Pin LSOP-DC



UNIT : mm



- 1. Anode
- 2. Cathode
- 3. Emitter
- 4. Collector

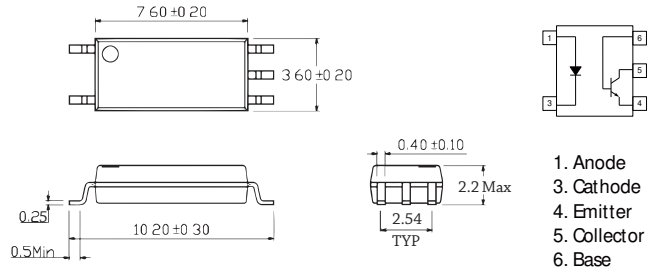
Product	Size (LxWxHmm)	V _{F_Typ} (V)	Rise / Fall Time (μs)	BV _{CE0_Min} (V)	CTR (%)	Viso (V _{rms})	V _{CE(SAT)_Max} (V)
EL1010-G	7.6x3.6x2.2	1.45	2 / 3	80	50~600	5000	0.3
EL1012-G	7.6x3.6x2.2	1.45	2 / 3	80	63~125	5000	0.3
EL1013-G	7.6x3.6x2.2	1.45	2 / 3	80	100~200	5000	0.3
EL1014-G	7.6x3.6x2.2	1.45	2 / 3	80	160~320	5000	0.3
EL1017-G	7.6x3.6x2.2	1.45	2 / 3	80	80~160	5000	0.3
EL1018-G	7.6x3.6x2.2	1.45	2 / 3	80	130~260	5000	0.3
EL1019-G	7.6x3.6x2.2	1.45	2 / 3	80	200~400	5000	0.3

Photo Coupler

Photo Coupler | Transistor | 5Pin LSOP-DC



UNIT : mm

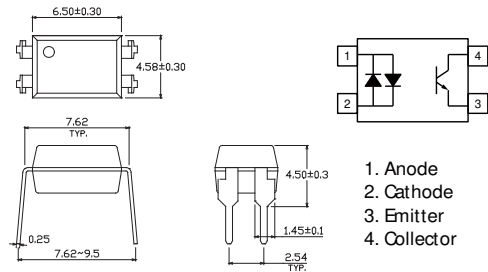


Product	Size (LxWxHmm)	V _{F_Typ} (V)	Rise / Fall Time (μs)	BV _{CEO Min} (V)	CTR (%)	Viso (V _{rms})	V _{CE(SAT) Max} (V)
EL1110-G	7.6x3.6x2.2	1.45	2 / 3	80	50~600	5000	0.4
EL1112-G	7.6x3.6x2.2	1.45	2 / 3	80	63~125	5000	0.4
EL1113-G	7.6x3.6x2.2	1.45	2 / 3	80	100~200	5000	0.4
EL1114-G	7.6x3.6x2.2	1.45	2 / 3	80	160~320	5000	0.4
EL1116-G	7.6x3.6x2.2	1.45	2 / 3	80	100~300	5000	0.4
EL1117-G	7.6x3.6x2.2	1.45	2 / 3	80	80~160	5000	0.4
EL1118-G	7.6x3.6x2.2	1.45	2 / 3	80	130~260	5000	0.4
EL1119-G	7.6x3.6x2.2	1.45	2 / 3	80	200~400	5000	0.4

Photo Coupler | Transistor | 4Pin DIP-AC



UNIT : mm

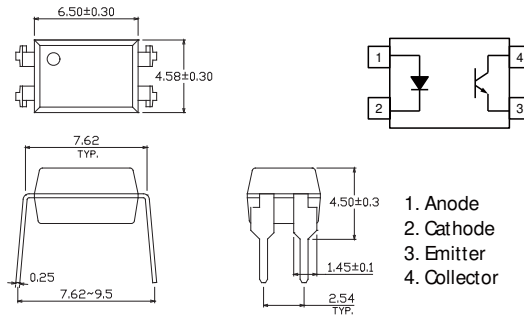


Product	Size (LxWxHmm)	V _{F_Typ} (V)	Rise / Fall Time (μs)	BV _{CEO Min} (V)	CTR (%)	Viso (V _{rms})	V _{CE(SAT) Max} (V)
EL814	6.5x4.58x3.5	1.2	7 / 11	80	20~300	5000	0.2

Photo Coupler | Transistor | 4Pin DIP-DC



UNIT : mm

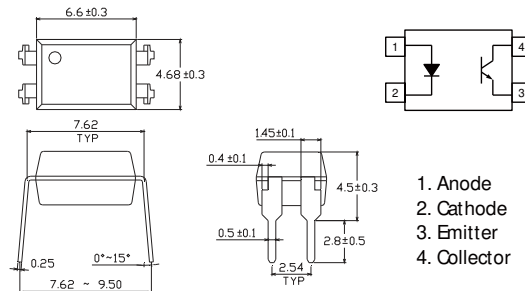


- 1. Anode
- 2. Cathode
- 3. Emitter
- 4. Collector

Product	Size (LxWxHmm)	V _{F_Typ} (V)	Rise / Fall Time (μs)	BV _{CEO_Min} (V)	CTR (%)	Viso (V _{rms})	V _{CE(SAT)_Max} (V)
EL816	6.5x4.58x3.5	1.2	4 / 3	80	50~600	5000	0.2
EL817	6.5x4.58x3.5	1.2	4 / 3	35	50~600	5000	0.2
EL817-G	6.5x4.58x3.5	1.2	6 / 8	80	50~600	5000	0.2
EL851	6.5x4.58x3.5	1.2	4 / 5	350	50~600	5000	0.4



UNIT : mm



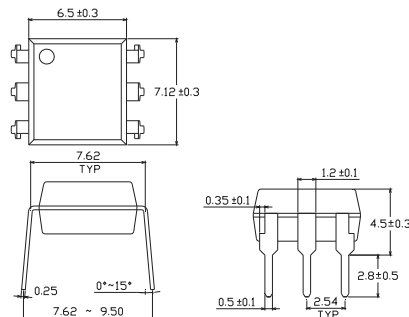
- 1. Anode
- 2. Cathode
- 3. Emitter
- 4. Collector

Product	Size (LxWxHmm)	V _{F_Typ} (V)	Rise / Fall Time (μs)	BV _{CEO_Min} (V)	CTR (%)	Viso (V _{rms})	V _{CE(SAT)_Max} (V)
EL617	6.6x4.68x3.5	1.2	4 / 3	80	50~600	5000	0.2

Photo Coupler | Transistor | 6Pin DIP-AC



UNIT : mm



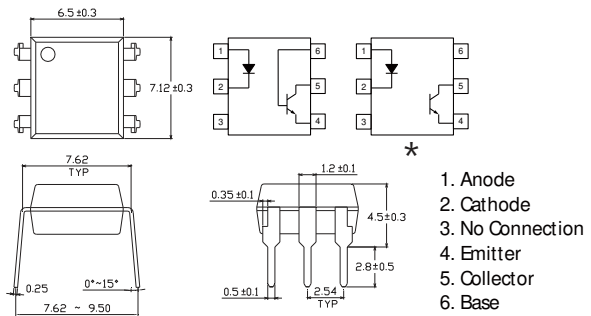
- 1. Anode / Cathode
- 2. Cathode / Anode
- 3. No Connection
- 4. Emitter
- 5. Collector
- 6. Base

Product	Size (LxWxHmm)	V _{F_Typ} (V)	Rise / Fall Time (μs)	BV _{CEO_Min} (V)	CTR (%)	Viso (V _{rms})	V _{CE(SAT)_Max} (V)
H11AA1	7.12x6.5x3.5	1.2	10 / 10	80	20 min.	5000	0.4
H11AA2	7.12x6.5x3.5	1.2	10 / 10	80	10 min.	5000	0.4
H11AA3	7.12x6.5x3.5	1.2	10 / 10	80	50 min.	5000	0.4
H11AA4	7.12x6.5x3.5	1.2	10 / 10	80	100 min.	5000	0.4

Photo Coupler | Transistor | 6Pin DIP-DC



UNIT : mm



- 1. Anode
- 2. Cathode
- 3. No Connection
- 4. Emitter
- 5. Collector
- 6. Base

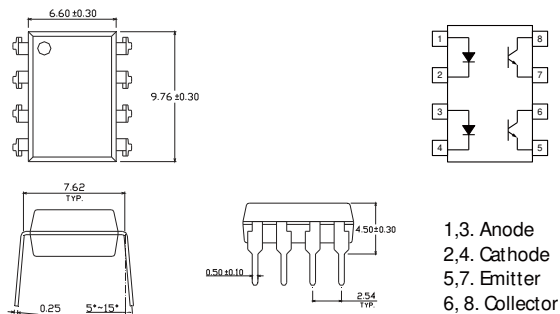
Product	Size (LxWxHmm)	V _{F_Typ} (V)	Rise / Fall Time (μs)	BV _{CEO_Min} (V)	CTR (%)	Viso (V _{rms})	V _{CE(SAT)_Max} (V)
4N25	7.12x6.5x3.5	1.2	3 / 3	80	20 min.	5000	0.5
4N26	7.12x6.5x3.5	1.2	3 / 3	80	20 min.	5000	0.5
4N27	7.12x6.5x3.5	1.2	3 / 3	80	10 min.	5000	0.5
4N28	7.12x6.5x3.5	1.2	3 / 3	80	10 min.	5000	0.5
4N35	7.12x6.5x3.5	1.2	10 / 9	80	100 min.	5000	0.3
4N36	7.12x6.5x3.5	1.2	10 / 9	80	100 min.	5000	0.3
4N37	7.12x6.5x3.5	1.2	10 / 9	80	100 min.	5000	0.3
4N38	7.12x6.5x3.5	1.2	10 / 9	80	20 min.	5000	1
CNY17-1	7.12x6.5x3.5	--	6 / 8	80	40~80	5000	0.3
CNY17-2	7.12x6.5x3.5	--	6 / 8	80	63~125	5000	0.3
CNY17-3	7.12x6.5x3.5	--	6 / 8	80	100~200	5000	0.3
CNY17-4	7.12x6.5x3.5	--	6 / 8	80	160~320	5000	0.3
*CNY17F-1	7.12x6.5x3.5	--	6 / 8	80	40~80	5000	0.3
*CNY17F-2	7.12x6.5x3.5	--	6 / 8	80	63~125	5000	0.3
*CNY17F-3	7.12x6.5x3.5	--	6 / 8	80	100~200	5000	0.3
*CNY17F-4	7.12x6.5x3.5	--	6 / 8	80	160~320	5000	0.3
H11A1	7.12x6.5x3.5	1.2	3 / 3	80	50 min.	5000	0.4
H11A2	7.12x6.5x3.5	1.2	3 / 3	80	20 min.	5000	0.4
H11A3	7.12x6.5x3.5	1.2	3 / 3	80	20 min.	5000	0.4
H11A4	7.12x6.5x3.5	1.2	3 / 3	80	10 min.	5000	0.4
H11A5	7.12x6.5x3.5	1.2	3 / 3	80	30 min.	5000	0.4
MCT2E	7.12x6.5x3.5	1.23	3 / 3	80	20 min.	5000	0.4
TIL111	7.12x6.5x3.5	1.22	6 / 8	80	--	5000	0.4
TIL117	7.12x6.5x3.5	--	6 / 8	80	50 min.	5000	0.4

Star mark * : Please refer to the schematic of Pin configuration with " * " mark

Photo Coupler | Transistor | 8Pin DIP-DC



UNIT : mm



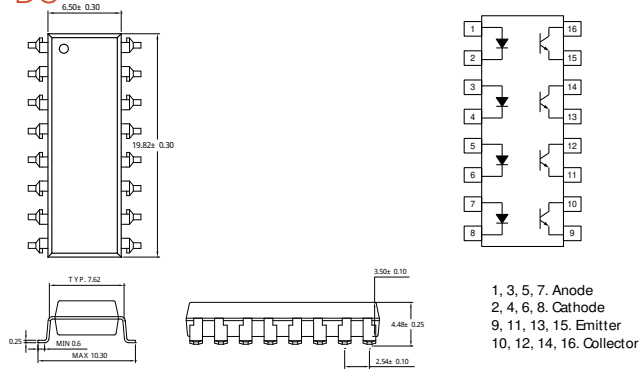
- 1,3. Anode
- 2,4. Cathode
- 5,7. Emitter
- 6, 8. Collector

Product	Size (LxWxHmm)	V _{F_Typ} (V)	Rise / Fall Time (μs)	BV _{CEO_Min} (V)	CTR (%)	Viso (V _{rms})	V _{CE(SAT)_Max} (V)
EL827	9.76x6.6 x3.5	1.2	3 / 4	80	50~600	5000	0.2

Photo Coupler | Transistor | 16Pin DIP-DC



UNIT : mm



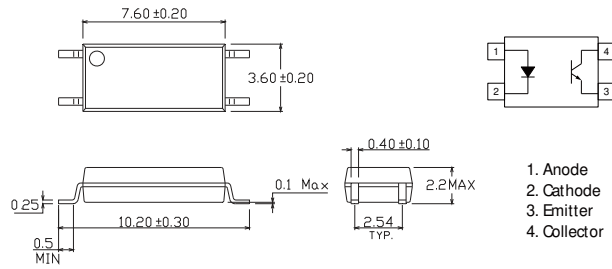
- 1, 3, 5, 7. Anode
- 2, 4, 6, 8. Cathode
- 9, 11, 13, 15. Emitter
- 10, 12, 14, 16. Collector

Product	Size (LxWxHmm)	V _{F_Typ} (V)	Rise / Fall Time (μs)	BV _{CEO_Min} (V)	CTR (%)	Viso (V _{rms})	V _{CE(SAT)_Max} (V)
EL847	19.82×6.5×3.5	1.2	4 / 3	80	50~600	5000	0.2

Photo Coupler | Transistor Low Input Current | 4pin LSOP-DC



UNIT : mm



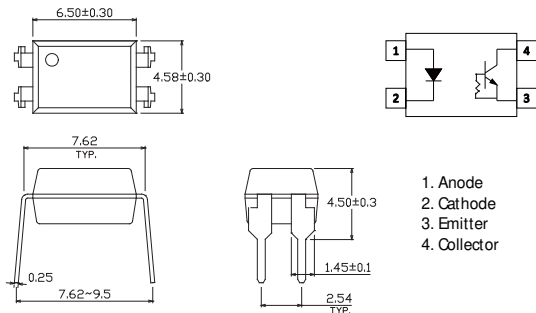
- 1. Anode
- 2. Cathode
- 3. Emitter
- 4. Collector

Product	Size (LxWxHmm)	V _{F_Typ} (V)	Rise / Fall Time (μs)	BV _{CEO_Min} (V)	CTR (%)	Viso (V _{rms})	V _{CE(SAT)_Max} (V)
EL357L	7.6×3.6×2.2	1.45	7 / 8	80	63~300	5000	0.4

Photo Coupler | Transistor Low Input Current | 4pin DIP-DC



UNIT : mm



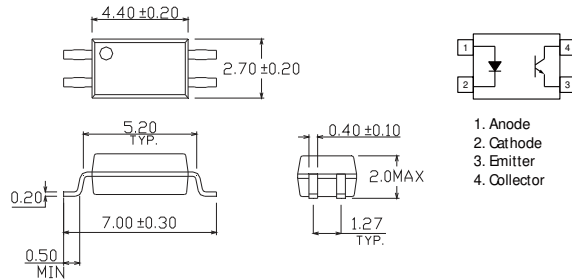
- 1. Anode
- 2. Cathode
- 3. Emitter
- 4. Collector

Product	Size (LxWxHmm)	V _{F_Typ} (V)	Rise / Fall Time (μs)	BV _{CEO_Min} (V)	CTR (%)	Viso (V _{rms})	V _{CE(SAT)_Max} (V)
EL8171	6.5×4.58×3.5	1.2	6 / 8	70	100~350	5000	0.2

Photo Coupler ■ Transistor Ultra Low Input Current ■ 4pin SSOP-DC



UNIT : mm

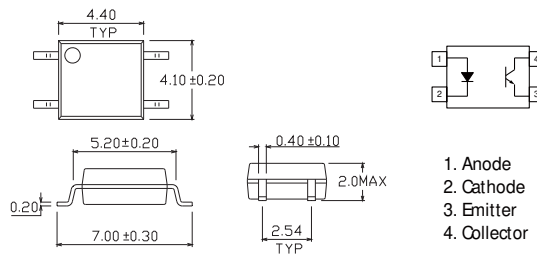


Product	Size (LxWxHmm)	V _{F_Typ} (V)	Rise / Fall Time (μs)	BV _{CEO_Min} (V)	CTR (%)	Viso (V _{rms})	V _{CE(SAT)_Max} (V)
EL3H7L-G	4.4×2.7×2	1.3	8/12	80	50~600	3750	0.3

Photo Coupler ■ Transistor Ultra Low Input Current ■ 4pin SOP-DC



UNIT : mm

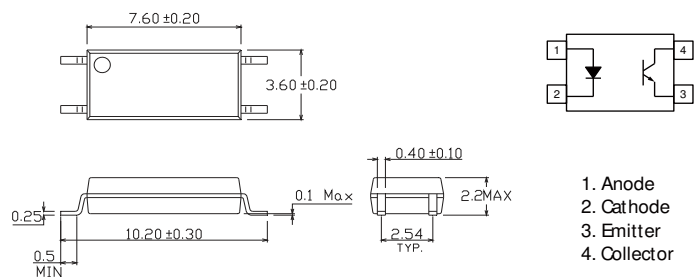


Product	Size (LxWxHmm)	V _{F_Typ} (V)	Rise / Fall Time (μs)	BV _{CEO_Min} (V)	CTR (%)	Viso (V _{rms})	V _{CE(SAT)_Max} (V)
EL357NL-G	4.4×4.1×2	1.3	8/12	80	50~600	3750	0.3

Photo Coupler ■ Transistor Ultra Low Input Current ■ 4pin LSOP-DC



UNIT : mm

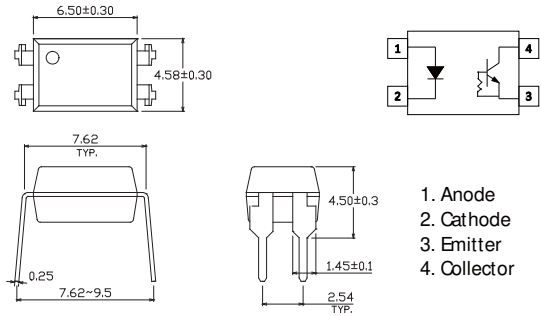


Product	Size (LxWxHmm)	V _{F_Typ} (V)	Rise / Fall Time (μs)	BV _{CEO_Min} (V)	CTR (%)	Viso (V _{rms})	V _{CE(SAT)_Max} (V)
EL101L-G	7.6×3.6×2.2	1.3	8/12	80	50~600	5000	0.3

Photo Coupler | Transistor Ultra Low Input Current | 4pin DIP-DC



UNIT : mm



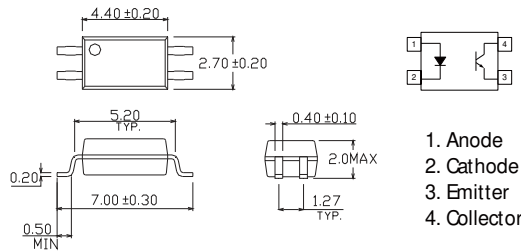
- 1. Anode
- 2. Cathode
- 3. Emitter
- 4. Collector

Product	Size (LxWxHmm)	V _{F_Typ} (V)	Rise / Fall Time (μs)	BV _{CEO_Min} (V)	CTR (%)	Viso (V _{rms})	V _{CE(SAT)_Max} (V)
EL817L-G	6.5×4.58×3.5	1.3	8/12	80	50~600	5000	0.3

Photo Coupler | Transistor High Operating Temperature | 4pin SSOP-DC



UNIT : mm



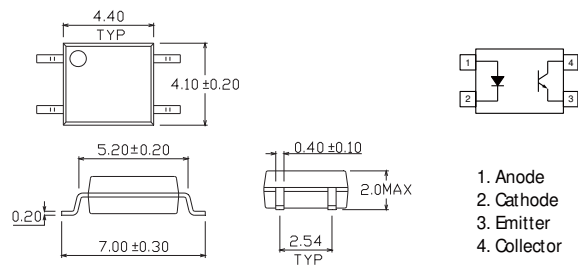
- 1. Anode
- 2. Cathode
- 3. Emitter
- 4. Collector

Product	Size (LxWxHmm)	V _{F_Typ} (V)	Rise / Fall Time (μs)	BV _{CEO_Min} (V)	CTR (%)	Viso (V _{rms})	V _{CE(SAT)_Max} (V)
EL3H7H-G	4.4×2.7×2	1.2	6/8	80	50~600	3750	0.3

Photo Coupler | Transistor High Operating Temperature | 4pin SOP-DC



UNIT : mm



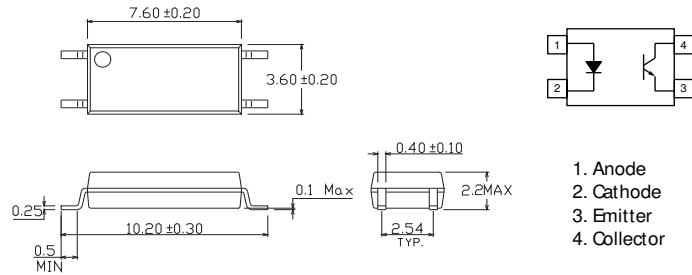
- 1. Anode
- 2. Cathode
- 3. Emitter
- 4. Collector

Product	Size (LxWxHmm)	V _{F_Typ} (V)	Rise / Fall Time (μs)	BV _{CEO_Min} (V)	CTR (%)	Viso (V _{rms})	V _{CE(SAT)_Max} (V)
EL357NH-G	4.4×4.1×2	1.2	6/8	80	50~600	3750	0.3

Photo Coupler | Transistor High Operating Temperature | 4pin LSOP-DC



UNIT : mm

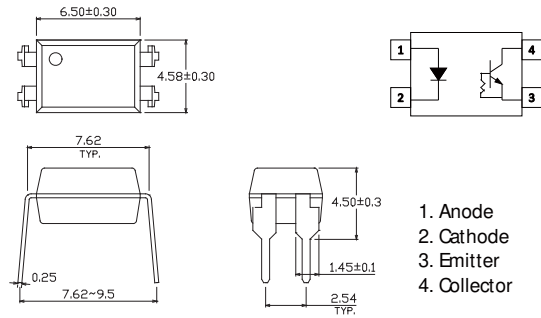


Product	Size (LxWxHmm)	V _{F_Typ} (V)	Rise / Fall Time (μs)	BV _{CEO_Min} (V)	CTR (%)	Viso (V _{rms})	V _{CE(SAT)_Max} (V)
EL1010H-G	7.6×3.6×2.2	1.2	6/8	80	50~600	5000	0.3

Photo Coupler | Transistor High Operating Temperature | 4pin DIP-DC



UNIT : mm

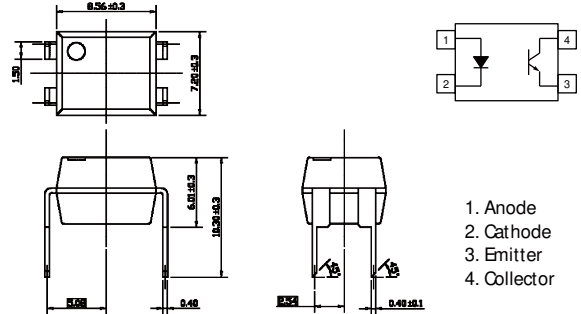


Product	Size (LxWxHmm)	V _{F_Typ} (V)	Rise / Fall Time (μs)	BV _{CEO_Min} (V)	CTR (%)	Viso (V _{rms})	V _{CE(SAT)_Max} (V)
EL817H-G	6.5×4.58×3.5	1.2	6/8	80	50~600	5000	0.3

Photo Coupler | Transistor High Isolation | 4pin DIP-DC



UNIT : mm

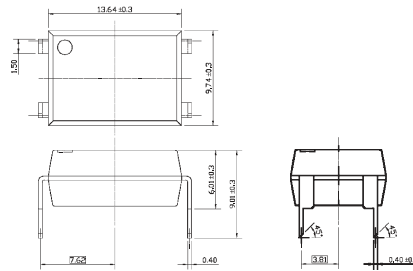


Product	Size (LxWxHmm)	V _{F_Typ} (V)	Rise / Fall Time (μs)	BV _{CEO_Min} (V)	CTR (%)	Viso (V _{rms})	V _{CE(SAT)_Max} (V)
CNY64	8.56×7.2×6.01	1.6	3 / 5	80	50~300	8200	0.3

Photo Coupler | Transistor High Isolation | 4pin DIP-DC



UNIT : mm



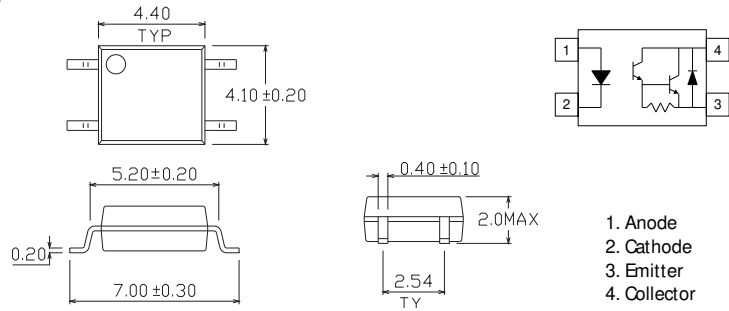
- 1. Anode
- 2. Cathode
- 3. Emitter
- 4. Collector

Product	Size (LxWxHmm)	V _{F_Typ} (V)	Rise / Fall Time (μs)	BV _{CEO_Min} (V)	CTR (%)	Viso (V _{rms})	V _{CE(SAT)_Max} (V)
CNY65	13.64x9.74x6.01	1.6	3 / 5	80	50~300	8200	0.3

Photo Coupler | Darlington Transistor | 4Pin SOP-DC



UNIT : mm



- 1. Anode
- 2. Cathode
- 3. Emitter
- 4. Collector

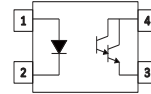
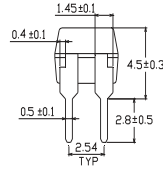
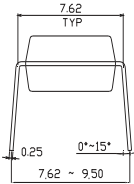
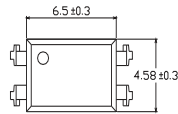
Product	Size (LxWxHmm)	V _{F_Typ} (V)	Rise / Fall Time (μs)	BV _{CEO_Min} (V)	CTR (%)	Viso (V _{rms})	V _{CE(SAT)_Max} (V)
EL452-G	4.4x4.1x2	1.2	80 / 10	350	1000 min.	3750	1.5

Photo Coupler

Photo Coupler | Darlington Transistor | 4Pin DIP-DC



UNIT : mm

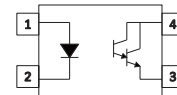
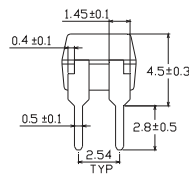
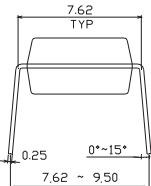
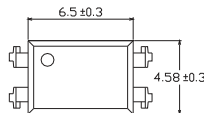


- 1. Anode
- 2. Cathode
- 3. Emitter
- 4. Collector

Product	Size (LxWxHmm)	V _{F_Typ} (V)	Rise / Fall Time (μs)	BV _{CEO_Min} (V)	CTR (%)	Viso (V _{rms})	V _{CE(SAT)_Max} (V)
EL815	6.5x4.58x3.5	1.2	60 / 53	35	600~7500	5000	1



UNIT : mm



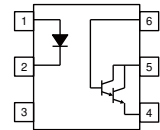
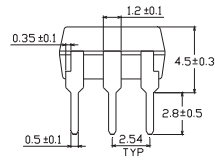
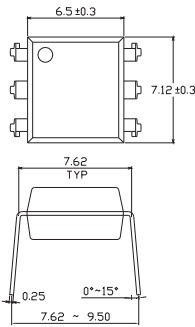
- 1. Anode
- 2. Cathode
- 3. Emitter
- 4. Collector

Product	Size (LxWxHmm)	V _{F_Typ} (V)	Rise / Fall Time (μs)	BV _{CEO_Min} (V)	CTR (%)	Viso (V _{rms})	V _{CE(SAT)_Max} (V)
EL852	6.5x4.58x3.5	1.2	300 / 100	350	1000~15000	5000	1.2

Photo Coupler | Darlington Transistor | 6Pin DIP-DC



UNIT : mm



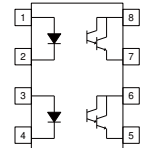
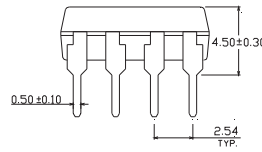
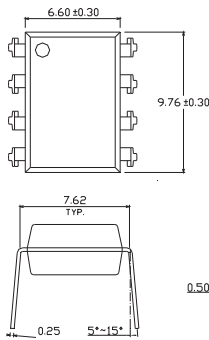
- 1. Anode
- 2. Cathode
- 3. No Connection
- 4. Emitter
- 5. Collector
- 6. Base

Product	Size (LxWxHmm)	V _{F_Typ} (V)	Rise / Fall Time (µs)	BV _{CEO_Min} (V)	CTR (%)	Viso (V _{rms})	V _{CE(SAT)_Max} (V)
4N29	7.12x6.5x3.5	1.2	5 / 40	55	100 min.	5000	1
4N30	7.12x6.5x3.5	1.2	5 / 40	55	100 min.	5000	1
4N31	7.12x6.5x3.5	1.2	5 / 40	55	50 min.	5000	1.2
4N32	7.12x6.5x3.5	1.2	5 / 100	55	500 min.	5000	1
4N33	7.12x6.5x3.5	1.2	5 / 100	55	500 min.	5000	1
H11B1	7.12x6.5x3.5	1.2	25 / 18	55	500 min.	5000	1
H11B2	7.12x6.5x3.5	1.2	25 / 18	55	200 min.	5000	1
H11B3	7.12x6.5x3.5	1.2	25 / 18	55	100 min.	5000	1
H11B255	7.12x6.5x3.5	1.2	25 / 18	55	100 min.	5000	1
TIL113	7.12x6.5x3.5	1.2	5 / 100	55	300 min.	5000	1.2

Photo Coupler | Darlington Transistor | 8Pin DIP-DC



UNIT : mm



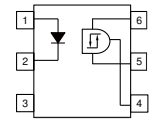
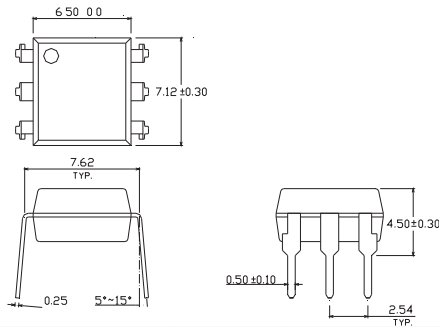
- 1, 3. Anode
- 2, 4. Cathode
- 5, 7. Emitter
- 6, 8. Collector

Product	Size (LxWxHmm)	V _{F_Typ} (V)	Rise / Fall Time (µs)	BV _{CEO_Min} (V)	CTR (%)	Viso (V _{rms})	V _{CE(SAT)_Max} (V)
EL825	9.76x6.6x3.5	1.2	60 / 53	40	600~7500	5000	1

Photo Coupler | Schmitt Trigger | 6Pin DIP-DC



UNIT : mm



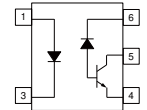
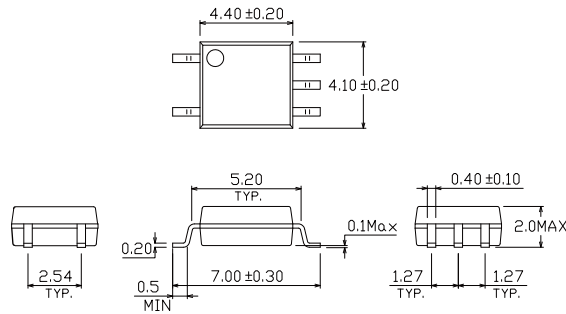
- 1. Anode
- 2. Cathode
- 3. No Connection
- 4. V_O
- 5. GND
- 6. V_{CC}

Product	Size (LxWxHmm)	Rise / Fall Time (µs)	Supply Voltage (V)	Viso (V _{rms})	I _{FT} (mA)	I _{CC} Max (mA)	I _O (mA)
H11L1	7.12x6.5x3.5	0.1 / 0.1	3~15	5000	1.6	5	50 max.
H11L2	7.12x6.5x3.5	0.1 / 0.1	3~15	5000	10	5	50 max.
H11L3	7.12x6.5x3.5	0.1 / 0.1	3~15	5000	5	5	50 max.

Photo Coupler | High Speed | 5Pin SOP-DC



UNIT : mm

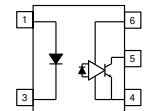
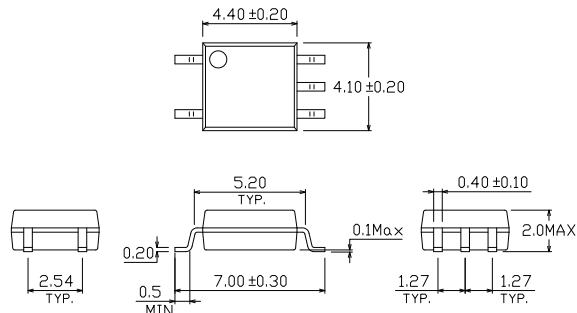


- 1: Anode
- 3: Cathode
- 4: GND
- 5: V_{out}
- 6: V_{CC}

Product	Size (LxWxHmm)	tPHL / tPLH (ns)	Supply Voltage (V)	CTR (%)	Viso (V _{rms})	CMR (V/us)	I _O (mA)
ELM452	4.4x4.1x2	800 / 800	30 max.	20~50	3750	5000	8
ELM453	4.4x4.1x2	800 / 800	30 max.	20~50	3750	15000	8
ELM453L	4.4x4.1x2	800 / 800	30 max.	20~50	3750	15000	8



UNIT : mm



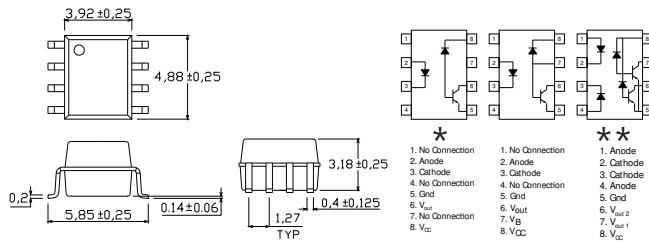
- 1: Anode
- 3: Cathode
- 4: GND
- 5: V_{out}
- 6: V_{CC}

Product	Size (LxWxHmm)	tPHL / tPLH (ns)	Supply Voltage (V)	I _{FT} (mA)	Viso (V _{rms})	CMR (V/us)	I _O (mA)
ELM600	4.4x4.1x2	100 / 100	7 max.	5	3750	-	50 max.
ELM601	4.4x4.1x2	100 / 100	7 max.	5	3750	5000	50 max.
ELM611	4.4x4.1x2	100 / 100	7 max.	5	3750	20000	50 max.

Photo Coupler | High Speed | 8Pin SOP-DC



UNIT : mm

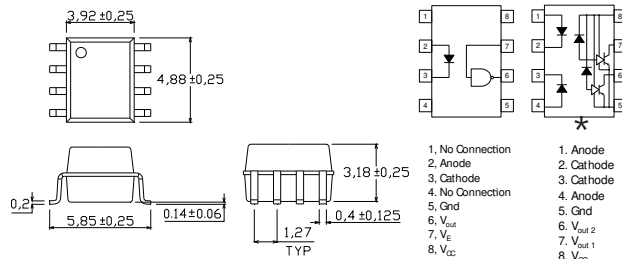


Product	Size (LxWxHmm)	tPHL / tPLH (ns)	Supply Voltage (V)	CTR (%)	Viso (V _{rms})	CMR (V/us)	I _O (mA)
*EL0452	4.88x3.92x3.18	1000 / 1000	30 max.	19~50	3750	1000	8
*EL0453	4.88x3.92x3.18	1000 / 1000	30 max.	19~50	3750	15000	8
EL0500	4.88x3.92x3.18	2000 / 2000	30 max.	7~50	3750	1000	8
EL0501	4.88x3.92x3.18	1000 / 1000	30 max.	19~50	3750	1000	8
EL050L	4.88x3.92x3.18	800 / 800	30 max.	20~50	3750	15000	8
**EL0530	4.88x3.92x3.18	2000 / 2000	30 max.	7~50	3750	1000	8
**EL0531	4.88x3.92x3.18	1000 / 1000	30 max.	19~50	3750	1000	8

Star mark * : Please refer to the schematic of Pin configuration with " * * * ** " mark



UNIT : mm

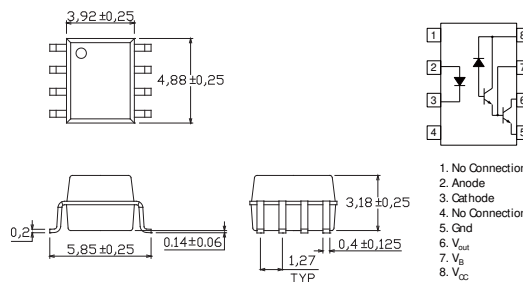


Product	Size (LxWxHmm)	tPHL / tPLH (ns)	Supply Voltage (V)	I _{FT} (mA)	Viso (V _{rms})	CMR (V/us)	I _O (mA)
EL0600	4.88x3.92x3.18	75 / 75	7 max.	5	3750	--	50 max.
EL0601	4.88x3.92x3.18	75 / 75	7 max.	5	3750	5000	50 max.
EL0611	4.88x3.92x3.18	75 / 75	7 max.	5	3750	10000	50 max.
EL060L	4.88x3.92x3.18	75 / 75	7 max.	5	3750	10000	50 max.
*EL0630	4.88x3.92x3.18	100 / 100	7 max.	5	3750	5000	50 max.
*EL0631	4.88x3.92x3.18	100 / 100	7 max.	5	3750	10000	50 max.

Star mark * : Please refer to the schematic of Pin configuration with " * " mark



UNIT : mm

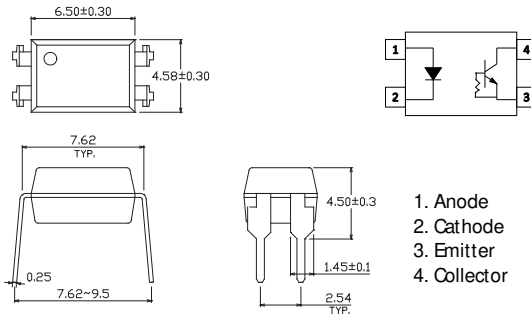


Product	Size (LxWxHmm)	tPHL / tPLH (ns)	Supply Voltage (V)	CTR (%)	Viso (V _{rms})	CMR (V/us)	I _O (mA)
EL0700	4.88x3.92x3.18	3000 / 8000	7	2000 typ.	3750	1000	60 max
EL0701	4.88x3.92x3.18	11000 / 20000	18	2500 typ.	3750	1000	60 max

Photo Coupler | High Speed | 4pin DIP-DC



UNIT : mm



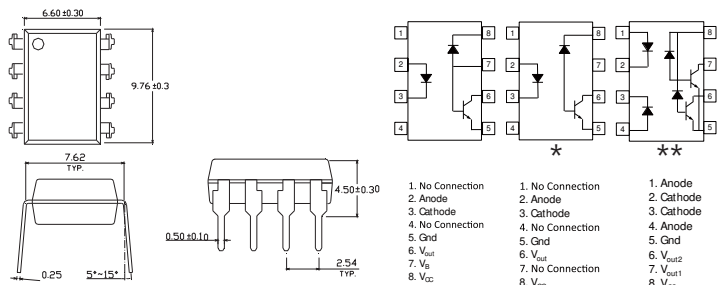
- 1. Anode
- 2. Cathode
- 3. Emitter
- 4. Collector

Product	Size (LxWxHmm)	V _F _Typ (V)	Rise / Fall Time (µs)	BV _{CEO} Min (V)	CTR (%)	Viso (V _{rms})	V _{CE(SAT)} Max (V)
EL2514-G	6.5×4.58×3.5	1.2	15/15	40	50~200	5000	0.35

Photo Coupler | High Speed | 8Pin DIP-DC



UNIT : mm



- 1. No Connection
- 2. Anode
- 3. Cathode
- 4. No Connection
- 5. Gnd
- 6. V_{cc1}
- 7. V_{cc2}
- 8. V_{cc}

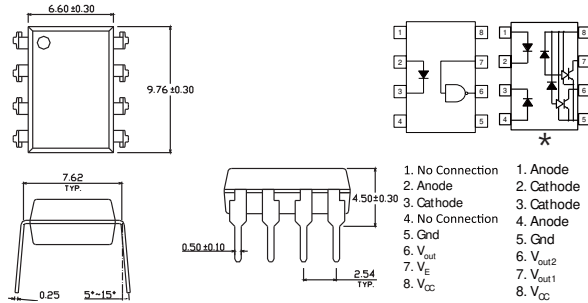
Product	Size (LxWxHmm)	t _{PHL} / t _{PLH} (ns)	Supply Voltage (V)	CTR (%)	Viso (V _{rms})	CMR (V/us)	I _O (mA)
6N135	9.76x6.6x3.5	2000 / 2000	30 max.	7~50	5000	1000	8
6N136	9.76x6.6x3.5	1000 / 1000	30 max.	19~50	5000	1000	8
*EL4502	9.76x6.6x3.5	1000 / 1000	30 max.	19~50	5000	1000	8
*EL4503	9.76x6.6x3.5	1000 / 1000	30 max.	19~50	5000	15000	8
*EL4504	9.76x6.6x3.5	400 / 400	30 max.	25~60	5000	15000	8
**EL2530	9.76x6.6x3.5	2000 / 2000	30 max.	7~50	5000	1000	8
**EL2531	9.76x6.6x3.5	1000 / 1000	30 max.	19~50	5000	1000	8

Star mark * : Please refer to the schematic of Pin configuration with " * " " ** " mark

Photo Coupler | High Speed | 8Pin DIP-DC



UNIT : mm

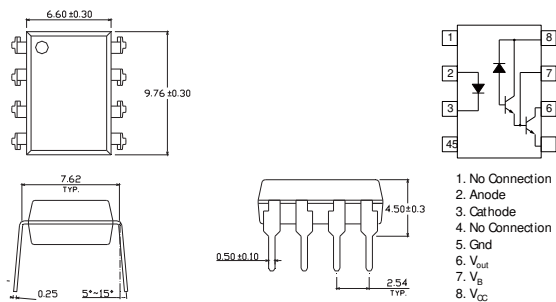


Product	Size (LxWxHmm)	tPHL / tPLH (ns)	Supply Voltage (V)	I _{FT} (mA)	Viso (V _{rms})	CMR (V/us)	I _O (mA)
6N137	9.76x6.6x3.5	75 / 75	7 max.	5	5000	-	50 max.
EL2601	9.76x6.6x3.5	75 / 75	7 max.	5	5000	5000	50 max.
EL2611	9.76x6.6x3.5	75 / 75	7 max.	5	5000	10000	50 max.
EL260L	9.76x6.6x3.5	75 / 75	7 max	5	5000	10000	50 max
*EL2630	9.76x6.6x3.5	100 / 100	7 max.	5	5000	5000	50 max.
*EL2631	9.76x6.6x3.5	100 / 100	7 max.	5	5000	10000	50 max.

Star mark * : Please refer to the schematic of Pin configuration with " * " mark



UNIT : mm



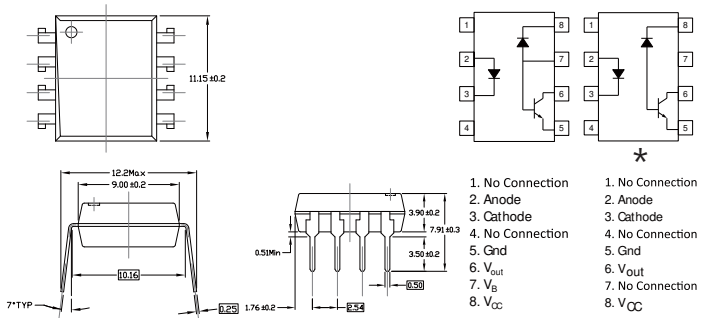
Product	Size (LxWxHmm)	tPHL / tPLH (ns)	Supply Voltage (V)	CTR (%)	Viso (V _{rms})	CMR (V/us)	I _O (mA)
6N138	9.76x6.6x3.5	15000 / 50000	7 max.	300 min.	5000	1000	60 max.
6N139	9.76x6.6x3.5	30000 / 90000	18 max.	500 min.	5000	1000	60 max.

Photo Coupler

Photo Coupler | High Speed | 8Pin Wide Body DIP-DC



UNIT : mm



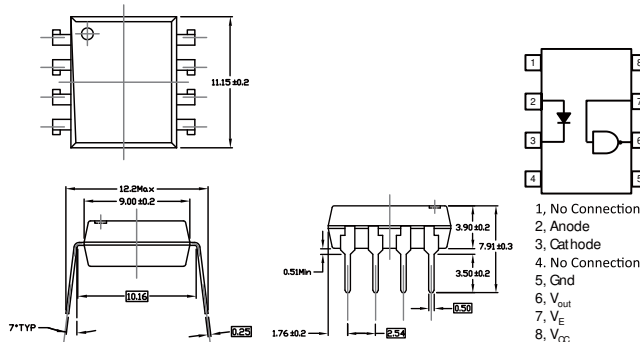
- *
 1. No Connection
 2. Anode
 3. Cathode
 4. No Connection
 5. Gnd
 6. V_{out}
 7. V_E
 8. V_{CC}

Product	Size (LxWxHmm)	tPHL / tPLH (ns)	Supply Voltage (V)	CTR (%)	Viso (V _{rms})	CMR (V/us)	I _O (mA)
ELW135	11.15×9×3.9	2000 / 2000	30 max.	7~50	5000	1000	8 max.
ELW136	11.15×9×3.9	1000 / 1000	30 max.	19~50	5000	1000	8 max.
*ELW4503	11.15×9×3.9	1000 / 1000	30 max.	19~50	5000	15000	8 max.

Star mark * : Please refer to the schematic of Pin configuration with " * " mark



UNIT : mm



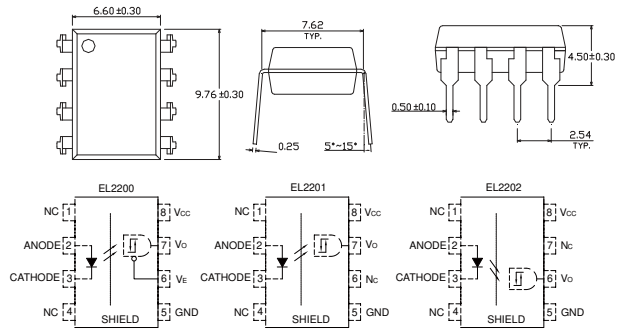
- *
 1. No Connection
 2. Anode
 3. Cathode
 4. No Connection
 5. Gnd
 6. V_{out}
 7. V_E
 8. V_{CC}

Product	Size (LxWxHmm)	tPHL / tPLH (ns)	Supply Voltage (V)	I _{FT} (mA)	Viso (V _{rms})	CMR (V/us)	I _O (mA)
ELW137	11.15×9×3.9	100 / 100	7 max.	5	5000	-	50 max.
ELW2601	11.15×9×3.9	100 / 100	7 max.	5	5000	5000	50 max.
ELW2611	11.15×9×3.9	100 / 100	7 max.	5	5000	10000	50 max.

Photo Coupler | High Speed Low Input Current | 8Pin DIP-DC



UNIT : mm

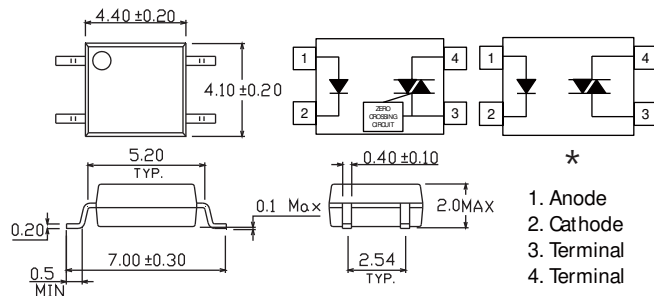


Product	Size (LxWxHmm)	tPHL / tPLH (ns)	Supply Voltage (V)	I _{FT} (mA)	Viso (V _{rms})	CMR (V/us)	I _O (mA)
EL2200	9.76x6.6x3.5	300 / 300	20 max	1.6	5000	1000	25 max
EL2201	9.76x6.6x3.5	300 / 300	20 max	1.6	5000	1000	25 max
EL2202	9.76x6.6x3.5	300 / 300	20 max	1.6	5000	1000	25 max

Photo Coupler | Triac | 4Pin SOP-DC



UNIT : mm



Product	Size (LxWxHmm)	V _{TM} (V)	V _{INH} (V)	V _{DRM} (V)	V _{F_Max} (V)	Viso (V _{rms})	I _{FT} (mA)
ELM3042	4.4x4.1x2	3	20	400	1.5	3750	10
ELM3043	4.4x4.1x2	3	20	400	1.5	3750	5
ELM3044	4.4x4.1x2	3	20	400	1.5	3750	3
ELM3062	4.4x4.1x2	3	20	600	1.5	3750	10
ELM3063	4.4x4.1x2	3	20	600	1.5	3750	5
ELM3064	4.4x4.1x2	3	20	600	1.5	3750	3
ELM3082	4.4x4.1x2	3	20	800	1.5	3750	10
ELM3083	4.4x4.1x2	3	20	800	1.5	3750	5
ELM3084	4.4x4.1x2	3	20	800	1.5	3750	3
*ELM3022	4.4x4.1x2	2.5	--	400	1.2	3750	10
*ELM3023	4.4x4.1x2	2.5	--	400	1.2	3750	5
*ELM3024	4.4x4.1x2	2.5	--	400	1.2	3750	3
*ELM3052	4.4x4.1x2	2.5	--	600	1.2	3750	10
*ELM3053	4.4x4.1x2	2.5	--	600	1.2	3750	5
*ELM3054	4.4x4.1x2	2.5	--	600	1.2	3750	3

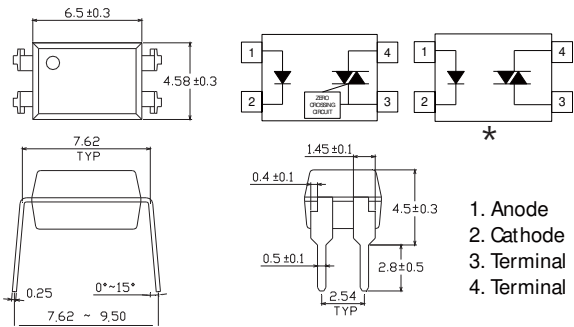
Star mark * : Please refer to the schematic of Pin configuration with " * " mark

Photo Coupler

Photo Coupler | Triac | 4Pin DIP-DC



UNIT : mm



- 1. Anode
- 2. Cathode
- 3. Terminal
- 4. Terminal

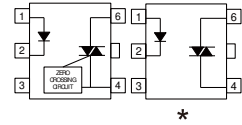
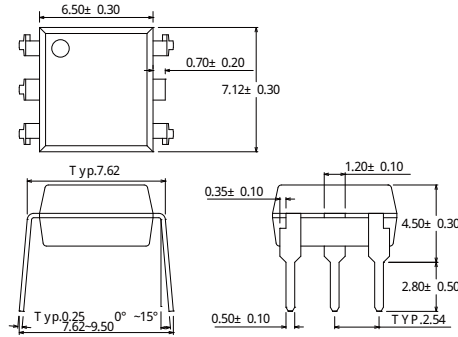
Product	Size (LxWxHmm)	V_{TM} (V)	V_{INH} (V)	V_{DRM} (V)	V_{E_Max} (V)	Viso (V_{rms})	I_{FT} (mA)
ELT3041	6.5x4.58x3.5	3	20	400	1.5	5000	15
ELT3042	6.5x4.58x3.5	3	20	400	1.5	5000	10
ELT3043	6.5x4.58x3.5	3	20	400	1.5	5000	5
ELT3061	6.5x4.58x3.5	3	20	600	1.5	5000	15
ELT3062	6.5x4.58x3.5	3	20	600	1.5	5000	10
ELT3063	6.5x4.58x3.5	3	20	600	1.5	5000	5
ELT3081	6.5x4.58x3.5	3	20	800	1.5	5000	15
ELT3082	6.5x4.58x3.5	3	20	800	1.5	5000	10
ELT3083	6.5x4.58x3.5	3	20	800	1.5	5000	5
*ELT3021	6.5x4.58x3.5	2.5	-	400	1.2	5000	15
*ELT3022	6.5x4.58x3.5	2.5	-	400	1.2	5000	10
*ELT3023	6.5x4.58x3.5	2.5	-	400	1.2	5000	5
*ELT3051	6.5x4.58x3.5	2.5	-	600	1.2	5000	15
*ELT3052	6.5x4.58x3.5	2.5	-	600	1.2	5000	10
*ELT3053	6.5x4.58x3.5	2.5	-	600	1.2	5000	5

Star mark * : Please refer to the schematic of Pin configuration with " * " mark

Photo Coupler | Triac | 5Pin DIP-DC



UNIT : mm



- 1. Anode
- 2. Cathode
- 3. No Connection
- 4. Terminal
- 5. Pin Cut
- 6. Terminal

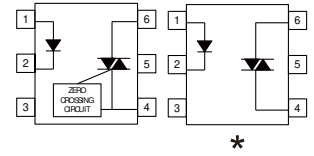
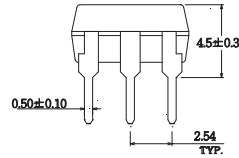
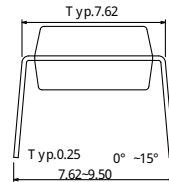
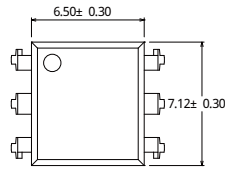
Product	Size (LxWxHmm)	V _{TM} (V)	V _{INH} (V)	V _{DRM} (V)	V _{F_Typ} (V)	Viso (V _{rms})	I _{FT} (mA)
EL3031(P5)	7.12x6.5x3.5	3	20	250	--	5000	15
EL3032(P5)	7.12x6.5x3.5	3	20	250	--	5000	10
EL3033(P5)	7.12x6.5x3.5	3	20	250	--	5000	5
EL3041(P5)	7.12x6.5x3.5	3	20	400	--	5000	15
EL3042(P5)	7.12x6.5x3.5	3	20	400	--	5000	10
EL3043(P5)	7.12x6.5x3.5	3	20	400	--	5000	5
EL3061(P5)	7.12x6.5x3.5	3	20	600	--	5000	15
EL3062(P5)	7.12x6.5x3.5	3	20	600	--	5000	10
EL3063(P5)	7.12x6.5x3.5	3	20	600	--	5000	5
EL3081(P5)	7.12x6.5x3.5	3	20	800	--	5000	15
EL3082(P5)	7.12x6.5x3.5	3	20	800	--	5000	10
EL3083(P5)	7.12x6.5x3.5	3	20	800	--	5000	5
*EL3010(P5)	7.12x6.5x3.5	2.5	--	250	1.18	5000	15
*EL3011(P5)	7.12x6.5x3.5	2.5	--	250	1.18	5000	10
*EL3012(P5)	7.12x6.5x3.5	2.5	--	250	1.18	5000	5
*EL3021(P5)	7.12x6.5x3.5	2.5	--	400	1.18	5000	15
*EL3022(P5)	7.12x6.5x3.5	2.5	--	400	1.18	5000	10
*EL3023(P5)	7.12x6.5x3.5	2.5	--	400	1.18	5000	5
*EL3051(P5)	7.12x6.5x3.5	2.5	--	600	1.18	5000	15
*EL3052(P5)	7.12x6.5x3.5	2.5	--	600	1.18	5000	10
*EL3053(P5)	7.12x6.5x3.5	2.5	--	600	1.18	5000	5

Photo Coupler

Photo Coupler | Triac | 6Pin DIP-DC



UNIT : mm



- 1. Anode
- 2. Cathode
- 3. No Connection
- 4. Terminal
- 5. Substrate (do not connect)
- 6. Terminal

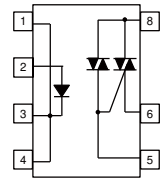
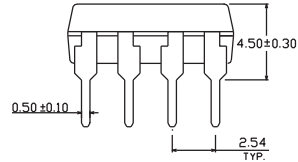
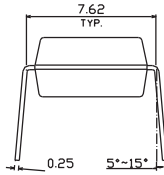
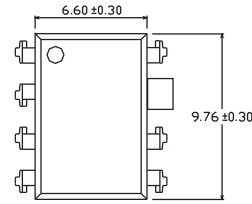
Product	Size (LxWxHmm)	V _{TM} (V)	V _{INH} (V)	V _{DRM} (V)	V _{F_Typ} (V)	V _{iso} (V _{rms})	I _{FT} (mA)
EL3031	7.12x6.5x3.5	3	20	250	--	5000	15
EL3032	7.12x6.5x3.5	3	20	250	--	5000	10
EL3033	7.12x6.5x3.5	3	20	250	--	5000	5
EL3041	7.12x6.5x3.5	3	20	400	--	5000	15
EL3042	7.12x6.5x3.5	3	20	400	--	5000	10
EL3043	7.12x6.5x3.5	3	20	400	--	5000	5
EL3061	7.12x6.5x3.5	3	20	600	--	5000	15
EL3062	7.12x6.5x3.5	3	20	600	--	5000	10
EL3063	7.12x6.5x3.5	3	20	600	--	5000	5
EL3081	7.12x6.5x3.5	3	20	800	--	5000	15
EL3082	7.12x6.5x3.5	3	20	800	--	5000	10
EL3083	7.12x6.5x3.5	3	20	800	--	5000	5
*EL3010	7.12x6.5x3.5	2.5	--	250	1.18	5000	15
*EL3011	7.12x6.5x3.5	2.5	--	250	1.18	5000	10
*EL3012	7.12x6.5x3.5	2.5	--	250	1.18	5000	5
*EL3021	7.12x6.5x3.5	2.5	--	400	1.18	5000	15
*EL3022	7.12x6.5x3.5	2.5	--	400	1.18	5000	10
*EL3023	7.12x6.5x3.5	2.5	--	400	1.18	5000	5
*EL3051	7.12x6.5x3.5	2.5	--	600	1.18	5000	15
*EL3052	7.12x6.5x3.5	2.5	--	600	1.18	5000	10
*EL3053	7.12x6.5x3.5	2.5	--	600	1.18	5000	5

Star mark * : Please refer to the schematic of Pin configuration with " * " mark

Photo Coupler | Photo Power Triac | 7pin DIP-DC



UNIT : mm



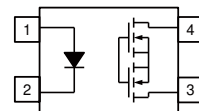
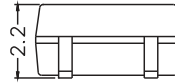
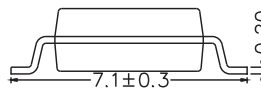
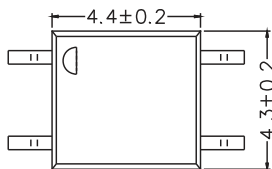
- 2. Anode
- 1, 3, 4. Cathode
- 5. Triac Gate
- 6. Triac T1
- 8. Triac T2

Product	Size (LxWxHmm)	IT(rms) (A)	VDRM (V)	ITSM(A)	VTM (V)	Viso (Vrms)	IFT (mA)
ELR0223	9.76x6.5x3.5	0.3	600V	3	2.5	5000	10
ELR1223	9.76x6.5x3.5	0.6	600V	6	2.5	5000	10
ELR2223	9.76x6.5x3.5	0.9	600V	9	2.5	5000	10
ELR3223	9.76x6.5x3.5	1.2	600V	12	2.5	5000	10

Photo Coupler | Solid State Relay | 4pin SOP-DC



UNIT : mm



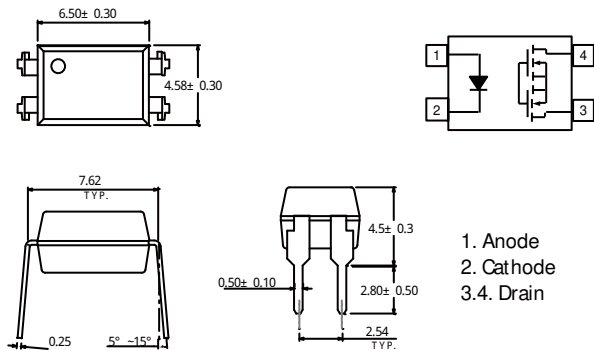
- 1. Anode
- 2. Cathode
- 3,4. Drain

Product	Size (LxWxHmm)	Output type	Load Voltage (V)	Load Current (mA)	Ron Typ.(Ω)	Ifon max. (mA)	Viso (Vrms)
ELM440A	4.4x4.3x2.2	Normally Open 1 Form A	400	120	20	5	3750
ELM460A	4.4x4.3x2.2	Normally Open 1 Form A	600	50	40	5	3750

Photo Coupler | Solid State Relay | 4Pin DIP-DC



UNIT : mm



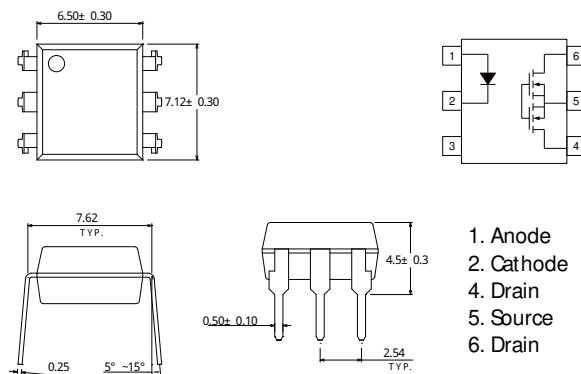
- 1. Anode
- 2. Cathode
- 3.4. Drain

Product	Size (LxWxHmm)	Output type	Load Voltage (V)	Load Current (mA)	Ron Typ.(Ω)	Ifon max. (mA)	Viso (Vrms)
EL406A	6.5×4.58×3.5	Normally Open 1 Form A	60	550	0.75	5	5000
EL425A	6.5×4.58×3.5	Normally Open 1 Form A	250	180	6.5	5	5000
EL440A	6.5×4.58×3.5	Normally Open 1 Form A	400	120	20	5	5000
EL460A	6.5×4.58×3.5	Normally Open 1 Form A	600	50	40	5	5000

Photo Coupler | Solid State Relay | 6Pin DIP-DC



UNIT : mm



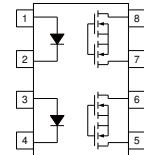
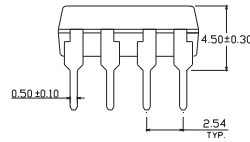
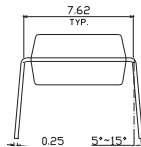
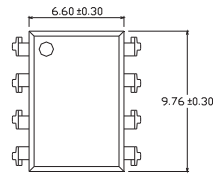
- 1. Anode
- 2. Cathode
- 4. Drain
- 5. Source
- 6. Drain

Product	Size (LxWxHmm)	Output type	Load Voltage (V)	Load Current (mA)	Ron Typ.(Ω)	Ifon max. (mA)	Viso (Vrms)
EL606A	7.12×6.5×3.5	Normally Open 1 Form A	60	550	0.75	3	5000
EL625A	7.12×6.5×3.5	Normally Open 1 Form A	250	180	6.5	3	5000
EL640A	7.12×6.5×3.5	Normally Open 1 Form A	400	120	20	3	5000
EL660A	7.12×6.5×3.5	Normally Open 1 Form A	600	50	40	3	5000

Photo Coupler | Solid State Relay | 8Pin DIP-DC



UNIT : mm



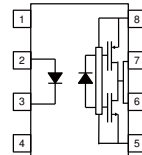
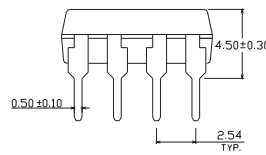
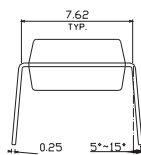
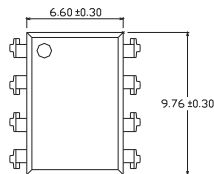
1, 3. Anode
2, 4. Cathode
5, 6, 7, 8. Drain

Product	Size (LxWxHmm)	Output type	Load Voltage (V)	Load Current (mA)	Ron Typ.(Ω)	Ifon max. (mA)	Viso (Vrms)
EL840A	9.76x6.5x3.5	Normally Open 2 Form A	400	120	20	5	5000
EL860A	9.76x6.5x3.5	Normally Open 2 Form A	600	50	40	5	5000

Photo Coupler | Gate Driver | 8pin DIP-DC



UNIT : mm



1, No Connection
2, Anode
3, Cathode
4, No Connection
5, Gnd
6, V_{out}
7, V_{out}
8, V_{CC}

Product	Size (LxWxHmm)	tPHL/ tPLH (ns)	High Level Output Current (A)	Low Level Output Current (A)	Viso (Vrms)	CMR (KV/us)	IFT (mA)
EL3120	9.76x6.5x3.5	300 max. /300 max.	2 min.	-2 min.	5000	20	5

Notice

The content of this Catalogue is provided for informational purposes only. EVERLIGHT makes no representations about the accuracy, reliability, completeness of the information in this catalogue. EVERLIGHT may, at its sole discretion, revise the specifications, appearance, structures and materials herein without notice for the purpose of improvement. Please contact EVERLIGHT sales should you require more information on a product or its application.

This Catalogue does not contain any guarantee or agreed quality of EVERLIGHT's products or any warranty of merchantability, intellectual property, and fitness for a particular purpose. EVERLIGHT's obligation and responsibilities regarding its products are governed solely by the agreements under which they are sold. Unless otherwise agreed in writing, the information contained herein does not become part of the agreements.

The trademarks and logos ("Trademarks") displayed in this Catalogue are the property of EVERLIGHT and/or its affiliates. Nothing in this Catalogue should be construed as granting any licenses or right to the Trademarks. Without the express written consent of EVERLIGHT, the use of the Trademarks is prohibited.

All text, images, graphics and other materials contained in this Catalogue are subject to the copyright and other intellectual property rights of EVERLIGHT and/or its affiliates.

Structure and materials incorporated in LED packages may change according to customer's requests. Any LED package incorporating β -SiAlON phosphor are licensed by NIMS on the following Patents, Patent Publications and Patent Applications: Patent No. 3975451 (Japan), Patent No. 7,678,294 (US), Patent No. I-299055 (Taiwan), Patent No. ZL200580000742.3 (China), Patent Application No. 12/096,601 (US), Patent Application No. 2007-549180 (Japan), Patent Publication No. DE112005000044T5 (Germany), Patent Publication No.10-2007-0021140 (Korea), and Patent Publication No. EP1964905 (Europe).

EVERLIGHT

ASIA**CHINA****CHINA, HONG KONG**

EVERLIGHT ELECTRONICS CO., LTD.
Units 1606-1610, 16/F., Prosperity Place,
6 Shing Yip Street, Kwun Tong, Kowloon,
Hong Kong
TEL: +852-2388-0602
FAX: +852-2388-1127, 2384-3092

CHINA, SHENZHEN

EVERLIGHT ELECTRONICS CO., LTD.
Room 1101-1102, 3A Building ,Period 1 ,
Tian An Cloud Park ,NO.2018,Xuegang Rd.,
Bantian Sub-District, LongGang District,
Shenzhen City, Guangdong Province, China
Postcode: 518010
TEL: +86-0755-2163-8620
FAX: +86-0755-2163-8764

CHINA, GUANGZHOU

EVERLIGHT ELECTRONICS CO., LTD.
1501 15 F1.,No.266 Xi Huan Road,
Sha Tou Street, Panyu District,
Guangzhou, China
Postcode: 511400
TEL: +86-(0)20-8466-3392
FAX: +86-(0)20-8466-3372

CHINA, SUZHOU

EVERLIGHT ELECTRONICS CO., LTD.
5F, Wanrong International Building,
NO. 3158, Renmin Rd., Gusu Dist., Suzhou City,
Jiangsu Province, P.R. China
Postcode: 215011
TEL: +86-(0)512-8860-5888

CHINA, TIANJIN

EVERLIGHT ELECTRONICS CO., LTD
Room 505,Michael kuan in the valley of
e Imagination world, No 37. NanKai Three Road,
NanKai District,TianJin,China
Postcode: 300100
TEL: +86-22-2635-1122, 2635-1133

KOREA

EVERLIGHT OPTOELECTRONICS
KOREA CO., LTD.
7F S706-1 Garden 5 Works Choongmin Rd52.,
Songpa-gu, Seoul, KOREA.
TEL: +82-2-2047-3960
FAX: +82-2-2047-3961
EMAIL: terrychoi@everlightkorea.com

JAPAN, TOKYO

EVERLIGHT JAPAN CORPORATION
4F MITA SUN BLDG., 1-3-35 MITA,
MINATO-KU, TOKYO, 108-0073, JAPAN
TEL: +81-3-5439-9296
FAX: +81-3-5439-9288
EMAIL: elj@everlight.com

JAPAN, KYOTO

EVERLIGHT JAPAN CORPORATION
7F, MITSUISEIMEI KYOTO YAMASHINA BLDG.
46-1, TAKEHANADOUNOMAECYOU,
YAMASHINA KU, KYOTO, 607-8085, JAPAN
TEL: +81-75-584-6070
FAX: +81-75-584-6080
EMAIL: elj@everlight.com

INDIA, NEW DELHI

EVERLIGHT ELECTRONICS INDIA PRIVATE LTD.
Building Name : I-THUM
Office No 407A, 4th Floor
A-40, Sec-62, Noida-201309
Mobile: +91-981-1831442
EMAIL: salesindia@everlight.com

MALAYSIA

EVERLIGHT OPTOELECTRONICS(M) SDN BHD
B-04-20 Krystal Point,
303 Jalan Sultan Azlan Shah,
11900 Penang, Malaysia
TEL: +60-4-646-4233
FAX: +60-4-646-5233
EMAIL: inquiry@everlight-pg.com.my

SINGAPORE

EVERLIGHT ELECTRONICS SINGAPORE PTE LTD
66 Tannery Lane #01-03M,
SINDO Building, Singapore 347805
TEL:+65-6747-7937
EMAIL: contact@everlight.com.sg

AMERICA**TEXAS USA**

EVERLIGHT AMERICAS INC.
3220 Commander Drive, Suite 100
Carrollton,Texas, 75006, United States
TEL: +1-972-490-4008
FAX: +1-972-490-5009
EMAIL: salesmarketing@everlightamericas.com

CALIFORNIA USA

EVERLIGHT AMERICAS INC.
4237 East Airport Dr.
Ontario, California 91761, United States
TEL: +1-909-937-6070
FAX: +1-909-937-7619
EMAIL: salesmarketing@everlightamericas.com

SAN JOSE USA

EVERLIGHT AMERICAS INC.
960 Saratoga Ave., Suite 112,
San Jose, California, 95129, United States
TEL: +1-408-816-7548
FAX: +1-408-816-7569
EMAIL: salesmarketing@everlightamericas.com

EUROPE**GERMANY, KARLSRUHE**

EVERLIGHT ELECTRONICS EUROPE GMBH
Siemensallee 84, Building 7302, 5F
76187 Karlsruhe, Germany
TEL: +49-721-82447-3
FAX: +49-721-82447-40
EMAIL: info@everlight-eu.de

全国免费电话 : 400-6258-289

HEADQUARTERS

No. 6-8, Zhonghua Rd., Shulin Dist., New Taipei City, Taiwan 23860
TEL: +886-2-2685-6688 FAX: +886-2-2685-6699

www.everlight.com